


# **PROGRESS OF SHG - BANK LINKAGE IN INDIA 2004-2005**

• International Year of Microcredit 2005 • International Year of Microcredit 2005 • International Year of Microcredit 2005 •





#### The Cover

SHGs - Informal People's Institutions - have firmly established themselves like Banyan Tree Roots symbolising social and economic empowerment of poor women.



## INSIDE

Introduction	1
Self Help Group	4
Highlights	5
SHG - Bank linkage - Details	8
Statements	27
Highlights	28
Regional Spread	29
Agency-wise	31
Commercial Banks	33
Regional Rural Banks	35
Co-operative Banks	45
Model-wise	61
District-wise	63
State-wise	86
Grant Support to NGOs	88
Capacity Building Outreach	145
Grant Support to IRVs	149
Grant Support to RRBs as SHPIs	151
Grant Support to Co-operatives	156
List of Abbreviations	159
Regional Offices	160

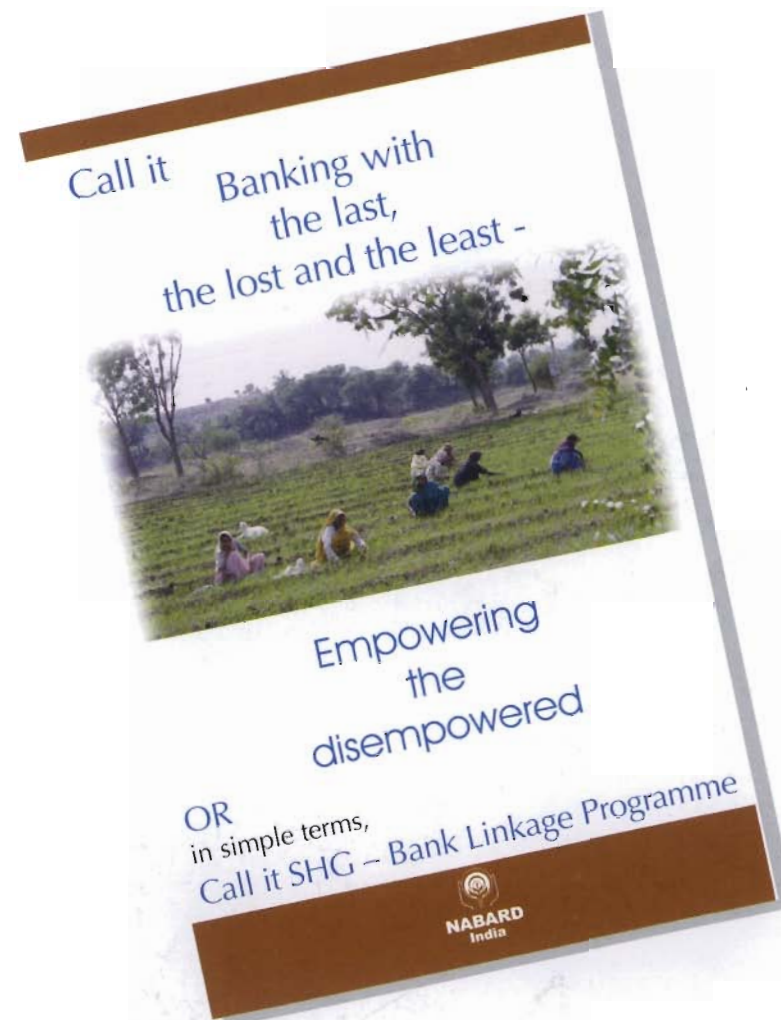


## INTRODUCTION

Since NABARD's debut in micro Finance a decade and half ago, it has been catalysing the banking system in the country to join hands progressively with informal delivery channels to give SHG-Bank Linkage the necessary momentum. During the current year too, it has continued to nurture healthy expansion of the programme by providing umbrella support to its stakeholders.

During 2004-05, this has resulted in 5,39,365 new SHGs being credit linked with mainstream banks thus registering a 49% growth over the previous year increasing the cumulative number of SHGs credit linked with banks to 16,18,456. The active participation of women (90%), and timely loan repayment (95%) continue to be the prominent features of the programme. The year witnessed an all round growth in the SHG-Bank Linkage programme in many states. Proactive measures such as enlisting partnerships, capacity building of partner agencies, etc., served to expand the programme. The programme thus enabled an estimated 24.3 million poor households in the country gain access to microFinance from the formal banking system .

NABARD has been instrumental in facilitating the formation and nurturing of SHGs, involving all possible partners in the arena. Realizing the task involved to be process oriented, NABARD has cautiously involved voluntary agencies, bankers, socially spirited individuals, other formal and informal entities and also government functionaries to promote and nurture such groups. The focus was on building capacities of the partners and providing assistance in meeting the incremental costs of nurturing of SHGs. Under NABARD's capacity building programmes for its partners, 0.33 million participants were trained and field visits for 8,204 bank officials were arranged during the year. Bank also extended extensive support for arranging and conducting awareness creation and capacity building programmes for the SHG members in association with identified resource NGOs. A grant assistance of Rs. 59.75 million was sanctioned to 26 co-operative banks, 12 RRBs, 317 NGOs and 10 IRVs during the





year to promote 43,359 SHGs, the cumulative assistance sanctioned being Rs. 253.44 million for promotion of 0.21 million groups.

NABARD provides Revolving Fund Assistance to select NGOs and micro Finance Institutions (mFIs) for undertaking financial intermediation also. So far, RFA of Rs. 273.2 million has been sanctioned to 32 agencies and Rs. 178 million has been released.

Continuing with its efforts to innovate and sustain this programme, NABARD, during the year introduced a few more pilot projects, viz., Micro-Enterprise Promotion by SHGs, Project on 'e-Grama', financing Joint Liability Groups and Rythu Mithra Groups, etc., apart from the on-going pilot projects, viz., 'Involvement of Rural Volunteers as Book Writers' to establish a sound Management Information System (MIS) between SHGs and banks, training of skilled rural youths as Computer Munshis, setting-up of grain banks and use of information technology (IT) in the form of processor cards for monitoring and servicing a large number of SHG accounts.

NABARD's emphasis on scaling-up the SHG-Bank Linkage programme in 13 priority states that account for 70 per cent of the country's rural poor has resulted in two and a half fold increase in the number of SHGs credit linked during the period 2003-05. A significant increase was witnessed in the economically backward states like Assam, Bihar and Orissa. As a result, the share of states other than the southern states increased from 28 per cent as on 31 March 2002 to 41 per cent as on 31 March 2005.

The United Nations has designated the Year 2005 as the '*International Year of Micro-Credit*'. It has invited Governments, Non-Governmental Institutions and the private sector to help capacity building in micro Finance and enhance awareness on the subject. In India, the event was launched on 18 November 2004 at the Bombay Stock Exchange, Mumbai and was supported by NABARD, Citigroup and Planet Finance.

An amount of Rs. 63.9 million from Micro-Finance Development Fund (MFDF) was utilized during the year towards up-scaling of SHG-Bank Linkage Programme. Govt. has decided to redesignate the existing MFDF as Micro-Finance Development and Equity Fund (MFDEF) and enhance the corpus to Rs. 200 crore. NABARD's collaboration with external agencies like SDC and




GTZ for supporting and strengthening the programme continued during the year. A sum of Rs. 4.15 million was utilized during the year from Credit and Financial Services Fund (CFSF).

**This report seeks to place before its readers the details of the micro Finance Initiatives of the banks, government agencies and the non-governmental organizations in India, and support provided by NABARD to them, under the SHG-Bank Linkage Programme, during 2004-05.**

---

<sup>1</sup> US \$ = 43 Indian Rupees



A photograph of a group of approximately 15 women sitting in a circle on the ground in front of a building with a tiled roof. The women are dressed in traditional Indian attire, including saris and headscarves in various colors like white, yellow, and red. They appear to be engaged in a group discussion or meeting. The building behind them has a rustic, earthy appearance with a dark tiled roof.

## Self Help Groups.

An SHG has an average size of about 15 people from a homogeneous class. They come together for addressing their common problems. They are encouraged to make voluntary thrift on a regular basis. They use this pooled resource to make small interest bearing loans to their members. The process helps them imbibe the essentials of financial intermediation including prioritisation of needs, setting terms and conditions, and accounts keeping. This gradually builds financial discipline in all of them. They also learn to handle resources of a size that is much beyond individual capacities of any of them. The SHG members begin to appreciate that resources are limited and have a cost. Once the groups show this mature financial behavior, banks are encouraged to make loans to the SHG in certain multiples of the accumulated savings of the SHG. The bank loans are given without any collateral and at market interest rates. The groups continue to decide the terms of loans to their own members. Since the groups' own accumulated savings are part and parcel of the aggregate loans made by the groups to their members, peer pressure ensures timely repayments.



# SHG - Bank Linkage 2004-2005

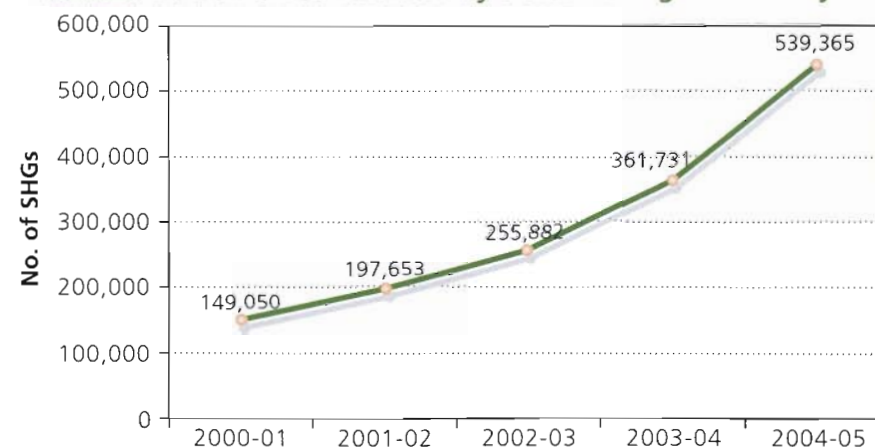
## HIGHLIGHTS

### Physical Achievements

- ◆ Number of new SHGs formed by formal agencies during 2004-05 : 352,575
- ◆ Number of new SHGs formed by NGOs during 2004-05 : 716,122
- ◆ Number of new SHGs financed by banks during 2004-05 : 539,365
- ◆ Number of existing SHGs provided repeat finance by banks during 2004-05 : 258,092
- ◆ Number of poor families accessing bank credit including repeat finance during 2004-05 : 11.2 million
- ◆ Estimated number of poor people covered during 2004-05 : 56 million
- ◆ Cumulative number of SHGs financed by banks upto March 2005 : 1,618,456
- ◆ Number of poor families who have accessed bank credit upto March 2005 : 24.3 million
- ◆ Estimated Number of poor people assisted upto March 2005 : 121.5 million

90 per cent SHGs comprised only women members.

Number of new SHGs financed by banks during the last 5 years



## Financial Results

◆ Bank loans disbursed to new SHGs during 2004-05	:	Rs.17,266 million
◆ Repeat loans disbursed by banks to existing SHGs during 2004-05	:	Rs.12,676 million
◆ Increase in credit flow to SHGs over the previous year	:	61%
◆ Cumulative bank loans disbursed to SHGs upto March 2005	:	More than Rs. 68 billion
◆ On-time repayment reported by participating banks	:	Over 95 per cent

## Partnerships

◆ Number of participating banks	:	573
◆ Commercial Banks	:	47
◆ Regional Rural Banks (RRBs)	:	196
◆ Cooperatives	:	330
◆ Number of bank branches lending to SHGs	:	41,082
◆ Number of participating NGO and other agencies	:	4,323

## Geographical Spread

◆ Number of States & Union Territories	:	31
◆ Number of Districts	:	572

## Support from NABARD

### Capacity Building of Partner Institutions

NABARD continued to organize / sponsor training programmes and exposure visits for the benefit of officials of banks, NGOs, SHGs and government agencies to enhance their effectiveness in the field of mF. Training supplements and material were supplied to bank and other agencies. Best practices and innovations of partner agencies were widely circulated among government banks and NGOs. During the year 2004-05, fund support of Rs. 33.61 million was provided for capacity

Bank Loan provided during the last 5 years







building, exposure and awareness building and the cumulative fund support as on 31 March 2005 stood at Rs.155.14 million. During the year, the Bank conducted 4831 training programmes covering 0.33 million participants as per the details furnished below :

- ◆ In all 2481 awareness creation and capacity building programmes were organised for SHG members in association with identified resource NGOs, covering 2,07,916 participants to inculcate skills for managing thrift and credit;
- ◆ 160 Awareness-cum-refresher programmes were conducted for NGOs, including CEOs in which 4246 participants were imparted training;
- ◆ 7 trainers' training programmes were organised for 161 faculty members of training institutions of various commercial banks;
- ◆ 948 Training programmes were conducted for bankers covering 42,812 officials of commercial banks, co-operative banks and RRBs;
- ◆ 19 exposure visits to banks and institutions pioneering in mF initiatives were arranged in which 441 bank officials/NGOs participated;
- ◆ To involve more bank officials in the SHG-Bank Linkage Programme, 449 field visits to nearby SHGs for Block Level Bankers' Committee (BLBC) members were conducted covering 8204 officials;
- ◆ 114 programmes on mF were organised at different training establishments which covered 7063 government officials;
- ◆ 41 programmes for the elected members of Panchayati Raj Institutions (PRIs) were conducted, covering 1198 participants to create awareness among them about the mF initiatives;

- ◆ 5 training-cum-exposure visits for new DDMs/DDOs were organised;
- ◆ 1 exclusive workshop was organized for senior IAS officers through LBSNAA, Mussoorie;
- ◆ 106 meets and seminars on microfinance were organized at various centers.

### Loan Fund Support

- ◆ Refinance drawn by banks from NABARD during 2004-05 : Rs. 9678 million.
- ◆ Cumulative refinance drawn by banks upto March 2005 : Rs. 30920 million.
- ◆ Direct Revolving Support by NABARD to NGOs and mFIs upto March 2005 : Rs.178 million.

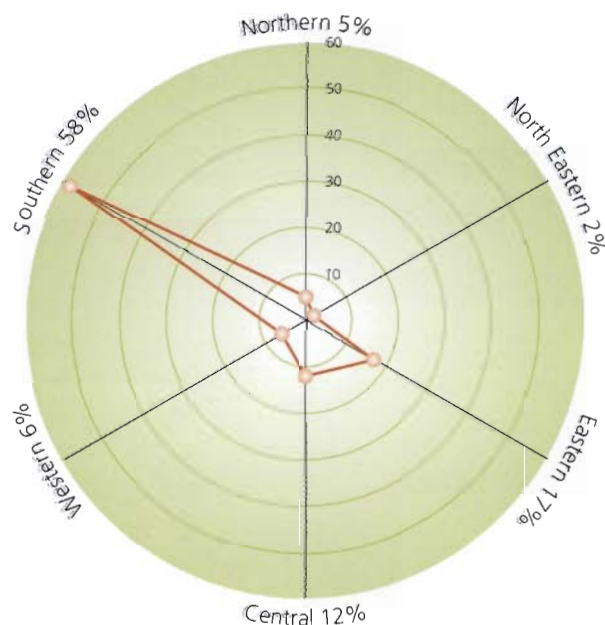
## SHG-Bank Linkage 2004-2005

### DETAILS

The performance of banks in linking self-help groups (SHGs) to the banking system scaled enviable heights during the year. The banks financed 539,365 new SHGs during 2004-05 (361,731 SHGs during 2003-04). The cumulative number of SHGs credit linked with banks increased to 1,618,456 as on 31 March 2005 covering more than 24.3 million poor households as against 1,079,091 SHGs covering 16.7 million poor households as on 31 March 2004. NABARD had prepared a mission of credit linking 1 million SHGs by 2007 and the mission was achieved 3 years ahead of the schedule.

Total bank loans disbursed to SHGs during the year aggregated Rs. 29,942.52 million (including repeat loans of Rs.12,676.39 million provided to existing SHGs already financed in earlier years) as compared to Rs. 18,555.31 million disbursed during the previous year, registering a growth of 61.36% over the previous year. Cent per cent refinance from NABARD is available to all banks for SHG lending. The refinance claimed by banks from NABARD stood at Rs. 9,678 million during 2004-05. The cumulative progress in financing SHGs from 1992 onwards, in physical and financial terms is given in Table 1.

**Region-wise Spread of SHG-Bank Linkage upto 31st March 2005**



**Table 1: SHG-Bank Linkage - Cumulative Progress (1992-2005)**

Upto end March	SHGs financed	Bank Loan (Rs. Million)
1992-99	32,995	571
1999-00	114,775	1,930
2000-01	263,825	4,809
2001-02	461,478	10,263
2002-03	717,360	20,487
2003-04	1,079,091	39,042
2004-05	1,618,456	68,985

As may be seen from Table 1, the bank loans aggregating Rs.68,985 million were disbursed to 1,618,456 SHGs with refinance support of Rs. 30,920 million from NABARD, upto 31 March 2005. Around 90 per cent of the SHGs linked were exclusive women SHGs. Various impact evaluation studies revealed that the on-time repayment of SHG loans was around 95 per cent for each bank.



## Spread of SHG-Bank Linkage

The year witnessed a perceptible increase of SHG-Bank Linkage in States which had not shown significant progress in the past years. During the year 2004-05 alone, some States showed an increase in the number of SHGs credit linked, which was equal to or even more than the cumulative number of SHGs credit linked in those States upto March 2004 (Orissa 45,668 SHGs; West Bengal 41,013; Rajasthan 26,160; Madhya Pradesh 18,010; and Bihar 11,769 SHGs). The States which already had a high growth record continued to maintain the trend during 2004-05 as well. (Andhra Pradesh 107,351 SHGs; Tamil Nadu 70,437; Karnataka 59,332; Uttar Pradesh 40,438 Maharashtra 32,611 and Kerala 27,081 SHGs).


**Table 2: Positive Trends in Cumulative Growth in SHGs Linked to Banks**

Region/State	March 2001	March 2002	March 2003	March 2004	March 2005
NE Region	477	1,490	4,069	12,278	34,238
KBK Region	4,192	9,869	18,934	31,372	45,976
Orissa	8,888	20,553	42,272	77,588	123,256
Bihar	4,592	3,957	8,161	16,246	28,015
Jharkhand	-	4,198	7,765	12,647	21,531
Uttar Pradesh	23,152	33,114	53,696	79,210	119,648
Uttaranchal	-	3,323	5,853	10,908	14,043
Rajasthan	5,616	12,564	22,742	33,846	60,006
Madhya Pradesh	5,699	7,981	15,271	27,095	45,105
Chhattisgarh	-	3,763	6,763	9,796	18,569
<b>All India</b>	<b>263,825</b>	<b>461,478</b>	<b>717,360</b>	<b>1,079,091</b>	<b>1,618,456</b>

The positive growth of SHG-Bank Linkage in some of the regions and States indicated in Table 2 was facilitated by the State and region-specific strategies developed by NABARD in consultation with its Regional Offices at the State level, banks, NGOs and the State governments. Promotional efforts were launched by NABARD through its Regional Offices in these States, participating agencies and other institutions including the government and non-governmental agencies. NABARD took specific steps to identify district-level bottlenecks in expansion of SHG-Bank Linkage in the States of Bihar, Uttar Pradesh, Rajasthan, Assam, Madhya Pradesh, West Bengal and Orissa by conducting Goal Oriented Project Planning (GOPP) programmes for the district officers of NABARD in those States. This enabled NABARD to widen its network of partnership beyond the NGO sector in formation and nurturing of SHGs in these States. The partners included RRBs, farmers' clubs, government organisations and development departments which have effectively

**Call it**

Relationship Banking,  
Any where Anytime Banking  
Any Time Money (ATM)

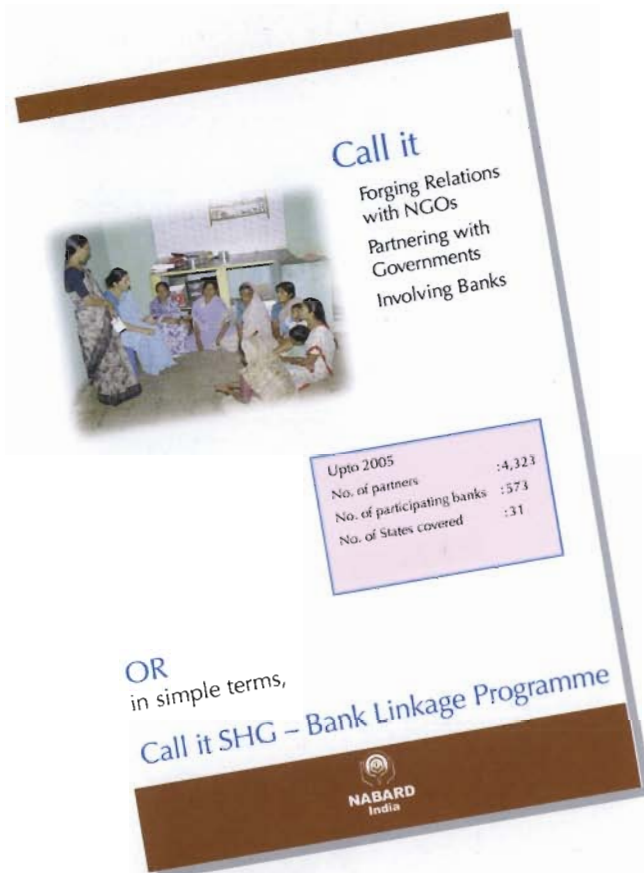


**OR**  
in simple terms,

**Call it SHG – Bank Linkage Programme**

Upto 2005  
Total Bank Loan  
to SHGs : Rs. 68 billion  
No. of bank branches  
lending to SHGs : 41,082  
Average Loan  
per SHG : Rs. 42,620  
(US \$ 991)

**NABARD**  
India



taken up the role of promoting and nurturing SHGs. Almost all commercial banks (47), RRBs (196) and co-operatives (330) participated in SHG-Bank linkage.

### Grant Support to Partner Agencies for Promotion and Nurturing of SHGs

NABARD has been instrumental in the formation and nurturing of quality SHGs by means of promotional grant support to NGOs, RRBs, DCCBs, Farmers' Clubs and individual volunteers and developing capacity building of various partners, which has brought about excellent results in the promotion and credit linkage of SHGs. Further, increasing number of partner institutions

**Table 3: Grant Assistance Extended to various Partners in SHG-Bank Linkage Programme**

(Rs. million)

Agency	Sanctions during the Year			Cumulative Sanctions			Cumulative Progress		
	No.	Amount	No. of SHGs	No.	Amount	No. of SHGs	Amount released	SHG formed	SHGs linked
Co-operatives	26	10.63	12,560	55	23.04	28,110	3.45	15,775	5,212
RRBs	12	2.98	3890	102	30.55	38,935	10.78	42,603	24,390
NGOs	317	42.66	24,234	1,179	193.88	139,513	96.43	105,866	62,710
Farmers' Clubs	—	—	—	—	—	—	4.13	10,645	5,249
IRVs	10	3.48	2,675	15	5.97	4,525	0.48	788	395
<b>Total</b>	<b>365</b>	<b>59.75</b>	<b>43,359</b>	<b>1,351</b>	<b>253.44</b>	<b>211,083</b>	<b>115.27</b>	<b>1,75,677</b>	<b>97,956</b>

functioning as Self-Help Promoting Institutions (SHPIs) over the years resulted in the expansion of the programme throughout the country. The financial support provided by NABARD to its partner institutions and their progress in SHG promotion / linkage is indicated in Table-3.

### A. Support to Regional Rural Banks (RRBs)

The local character and regional spread of RRBs give them an advantage in providing promotional and nurturing support to SHGs. Therefore, NABARD has been encouraging RRBs for this purpose from 1999 onwards. During the year 12 RRBs in 8 States were sanctioned grant assistance of Rs. 2.98 million for promotion and linkage of 3,890 SHGs, taking the cumulative total of grant sanctioned to Rs. 30.55 million to 102 RRBs in 21 States for promotion and linkage of 38,935 SHGs. Out of this, grant assistance aggregating Rs. 10.78 million was availed by banks, which resulted in formation of 42,603 SHGs, of which 24,390 were provided with bank loans.

### B. Support to Cooperative Banks

NABARD has been supporting capacity building, exposure and awareness creation initiatives among the co-operatives to mainstream SHG-Bank Linkage in the co-operative banking sector. A specific initiative has been taken from last two years to encourage CCB to function as SHPI. During the year, 26 DCCBs in 11 States have been sanctioned grant assistance of Rs. 10.63 million for promotion and linkage of 12,560 SHGs, taking the cumulative total grant assistance to Rs. 23.04 million for 55 DCCBs for promotion and linkage of 28,110 SHGs. Out of this grant assistance, an amount of Rs. 3.45 million has been released for promotion of 15,775 SHGs and linkage of 5,212 SHGs. Specific visits to Bidar DCCB or such other DCCBs, which have successfully taken up SHG-Bank Linkage programme are also being supported.



### C. Support to Non-Governmental Organisations (NGO)

Recognizing the core competence of the non-governmental agencies in formation and nurturing of good quality SHGs, NABARD continued to involve an increasing number of NGO partners to take up the function of Self Help Promoting Institutions (SHPIs). The NGOs, which act as SHPIs as an add-on function, were provided with supplementary assistance in the form of promotional grant and infrastructural support.

During the year, promotional grants aggregating Rs. 42.66 million were sanctioned to NGOs for promotion and credit linkage of 24,234 SHGs as against Rs. 47.38 million sanctioned to 221 NGOs for promotion and linkage of 37,268 SHGs during the previous year. The amount of cumulative grant support sanctioned for promotion and linkage of SHGs aggregated Rs. 193.88 million, covering 1,179 NGOs and 139,513 SHGs. As against this, a cumulative grant of Rs 96.4 million was, so far, drawn by the NGOs, which resulted in promotion of 105,866 SHGs and credit linkage of 62,710 SHGs.

### D. Support to Farmers' Clubs

The Farmers' Clubs, promoted by banks under the Farmers' Club Programme of NABARD enjoy local acceptability and goodwill by being informal ambassadors of the village to the banking system. During the year, 565 such clubs were sanctioned

grant assistance of Rs. 4.13 million through the coordinating branches of the sponsor banks for promoting, nurturing and credit linking of quality SHGs. Cumulatively, the Farmers' Clubs promoted 10,645 SHGs during the year, of which 5,249 have been credit linked.

### E. Support to Independent Volunteers

Based on the feedback received in respect of a pilot scheme for encouraging socially committed Individual Rural Volunteers (IRVs) in organizing the rural poor into SHGs, it was decided to extend the scheme to 13 States which account for bulk of the rural poor. During the year, financial assistance of Rs. 3.48 million was sanctioned to 10 RRBs, for promotion of 2,675 SHGs through 245 volunteers. As on March 2005, the progress under the Pilot scheme has been good, with 788 SHGs promoted and 395 credit linked and grant released was Rs. 0.48 million

### Loanable Fund Assistance to NGOs and mFIs

NABARD provides loan funds in the form of Revolving Fund Assistance (RFA) on a very selective basis to NGOs and mFIs. The RFA provided to these agencies is necessarily to be used for on-lending to SHGs or individuals and the amount is to be repaid along with the service charge within a stipulated period of 5 to 6 years. This enables them to build a 'credit history', which would help them in future, while trying to access credit facilities through the regular banking channels. The RFA support also helps the NGOs and mFIs to supplement their immediate lending

needs. Cumulatively, RFA of 273.20 million was sanctioned to 32 agencies of which Rs. 178 million was released.

### Initiatives in Specific Regions

The Regions which suffer from inadequate development due to inherent lack of institutional framework, non-availability of good infrastructure and the poor presence of non government development agencies continued to receive special attention from NABARD. A series of initiatives were taken for propagating micro Finance in the less developed KBK Region in Orissa and the North Eastern Region.

#### A. KBK Region of Orissa

The Kalahandi-Bolangir-Koraput (KBK) Region in Orissa continued to receive thrust in micro Finance from NABARD. During the year 14,244 SHGs were provided with bank loan, bringing the cumulative number of groups credit linked to 45,976. 3 New NGOs were sanctioned promotional grant assistance of Rs. 0.40 million for promotion and linkage of 230 SHGs in the region, taking the cumulative grant assistance sanctioned to Rs. 6.02 million to 4,124 NGOs for promotion and linkage of SHGs. Besides, under the scheme of associating individual rural volunteers for SHG promotion and linkage, Kalahandi Anchalik Gramin Bank was sanctioned a grant assistance of Rs. 0.33 million for promotion of 250 SHGs through 25 rural volunteers over a period of two years in Kalahandi, Nuapara, Kandhamal and Boudh districts of Orissa. One DCCB was sanctioned Rs .50 million for promotion and linkage of 500 SHGs.

## B. North Eastern Region

During the year, 21,960 SHGs were provided with Rs. 817.47 million as loans by banks in the NER. The cumulative number of SHGs credit linked in the NER rose to 34,238 with bank loan of Rs.1019.60 million disbursed to them. Grant assistance aggregating Rs. 0.42 million was sanctioned to 10 NGOs during the year, taking the cumulative amount of grant assistance sanctioned to Rs. 2.75 million to NGOs for promotion and linkage of 1,584 SHGs in the region. As against this, grant amount of Rs. 3.80 million was released so far, resulting into promotion of 5,266 SHGs. In order to ensure that needy SHGs are not deprived of loan funds due to poor banking infrastructure in the NER, RFA of Rs. 3.54 million was sanctioned to 4 NGOs for lending to groups or individuals. An amount of Rs. 2.63 million has so far been released to NGOs. Further, 5 RRBs in the region have been sanctioned grant support of Rs. 1.45 million to function as SHPIs.

### Different Models of Linkage

The three models of credit linkage of SHGs with banks showed the following trend as on 31 March 2005:

#### ***Model I : SHGs formed and financed by banks***

In this model, banks themselves take up the work of forming and nurturing the groups, opening their savings accounts and providing them bank loans. Upto March 2005, 21% of the total number of SHGs financed were from this category. This showed an increase of 58 per cent over the position upto March 04, reflecting an increased role of banks in promoting and nurturing SHGs.

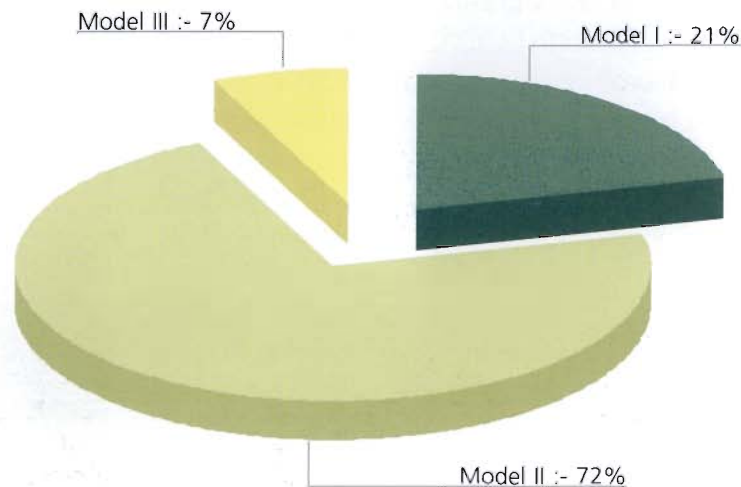
#### ***Model II : SHGs formed by formal agencies other than banks, NGOs and others, but directly financed by banks***

This model continues to have the major share, with 72% of the total number of SHGs financed upto March 2005 falling under this category. Here, NGOs and formal agencies in the field of micro Finance act only as facilitators. They facilitate organising, forming and nurturing of groups, and train them in thrift and credit management. Banks give loans directly to these SHGs.

#### ***Model III: SHGs financed by banks using NGOs and other agencies as financial intermediaries***

This is the model wherein the NGOs take on the additional role of financial intermediation. In areas where the formal banking system faces constraints, the NGOs are encouraged to approach a suitable bank for bulk loan assistance. This, in turn, is used by the NGO for onlending to the SHGs. In areas where a very large number of SHGs have been financed by bank branches, intermediate agencies like federations of SHGs are coming up as links between bank branch and member SHGs. These federations are financed by banks, who, in turn, finance their member SHGs. The share of cumulative number of SHGs linked under this model upto March 05 continued to be relatively small at 7 per cent.

**Model-wise Cumulative number of SHGs upto 31st March 2005**



## Partner Agencies

### BANKS

During the year 2004-05, 41,082 branches of 573 banks participated in the SHG-Bank Linkage programme. Agency-wise number of SHGs financed are presented in Table-4.

**Table-4: Agency wise number of SHGs financed**

(Amt in million Rupees)

Agency	During 2004-05				Cumulative upto 31 March 2005			
	SHGs		Bank Loan		SHGs		Bank Loan	
	No.	%	Amount	%	No.	%	Amount	%
CBs.	305,051	57	19,042	64	843,473	52	41,590.19	60
RRBs.	157,848	29	8,213	27	563,846	35	20,995.47	30
Coops.	76,466	14	2,687	9	211,137	13	6,398.94	10
<b>Total</b>	<b>539,365</b>	<b>100</b>	<b>29,942</b>	<b>100</b>	<b>1,618,456</b>	<b>100</b>	<b>68,984.60</b>	<b>100</b>

The broad category-wise number of these banks, total branches participated and their percentage to the total achievements is presented below:

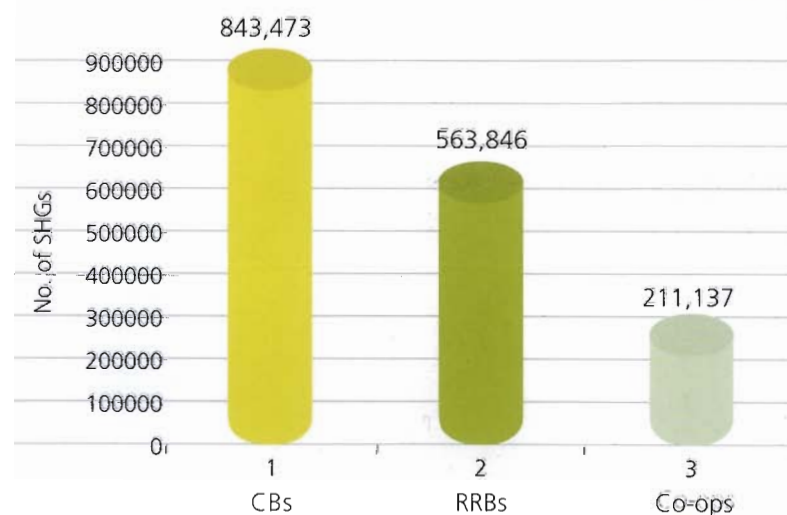
### Commercial Banks

The SHG-Bank Linkage became a part of business for all the 27 public sector banks and 20 private sector banks. SBI credit-linked the highest number of SHGs (118,722) during 2004-05, followed by Indian Overseas Bank (22,230) and Andhra Bank (19,887). During the year, many more banks registered impressive growth in SHG-Bank Linkage. These were Indian Bank, Punjab National Bank, Canara Bank, State Bank of Hyderabad and Bank of India. The private sector banks which significantly supported SHG financing were Dhanlaxmi Bank (3,503), ICICI Bank (2,988) followed by the Vysya Bank (1,630). The bank-wise position of SHG-Bank Linkage is indicated at **Statement IV**.


### Regional Rural Banks

The Regional Rural Banks (RRBs) financed SHGs in a very significant way during 2004-05. All the 196 RRBs in the country participated in the SHG-Bank Linkage programme. During the year 2004-05, maximum number of SHGs have been linked by Pandyan Grama Bank in Tamil Nadu (6,822 SHGs) followed by Malaprabha Gramin Bank (5,188 SHGs) in Karnataka and Pragjyotish Gaonalia Bank (5,172 SHGs) in Assam. The other RRBs showing significant achievement were Bolangir Anchalik Gramya Bank, Sri Rayalsima Gramin Bank in Andhra Pradesh and Cauvery Gramin Bank in Karnataka. The State-wise and RRB-wise number of SHGs financed is indicated at **Statement V**.

**Agency wise distribution of SHGs upto 31st March 2005**







## Cooperatives

Cooperative Banks, though comparatively late starters, have begun making forays into the mF sector on a large scale. The amendments made by many of the States in their respective Co-operative Societies Acts enabled Co-operative banks to take up the activity of promotion and nurturing of SHGs. Influenced by the pioneering performance of DCCBs like Hooghly (West Bengal), Chandrapur (Maharashtra) and South Canara (Karnataka) in the SHG-Bank Linkage programme, many other DCCBs also evinced keen interest in SHG-Bank Linkage Programme.

The number of partners for the SHG-Bank Linkage in the cooperative banking sector increased to 330 upto March 2005. During the year, maximum number of SHGs have been linked by Hooghly DCCB (6,414 SHGs) in West Bengal, followed by Chandrapur DCCB (3,669 SHGs) in Maharashtra and South Canara DCCB (3,193 SHGs) in Karnataka. The other DCCBs showing significant achievement cumulatively were Hassan DCCB and Mandya DCCB in Karnataka, Idukki DCCB in Kerala, Raiganj DCCB in West Bengal. State-wise and cooperative bank wise details of SHGs financed are furnished in **Statement VI**.

## Publications and Publicity

During the year, NABARD brought out publications that assisted different stakeholders in experience sharing, awareness creation and capacity building. The micro finance newsletters '**Saving Grace**' and '**Akshay Patra**' were made available to a large number of partners for experience sharing and for spreading information on best practices among practitioners of mF. The CD '**Luminous Link**' on the concepts of SHGs has been reproduced in English. Two handbooks (one for branch officials of banks and another for individual animators of any agency involved in formation of groups) were reprinted by NABARD during the year, as capacity building supplements at the field level, on different aspects of forming, nurturing and credit linking good quality SHGs. Copies of these handbooks were supplied in bulk to all the commercial banks and RRBs, for wider distribution at their branch levels.

## Innovative Pilot Projects

The micro Finance sector has been growing at a rapid pace and undergoing many changes. In the process, NABARD has tried many innovations for improving the outreach as well as sustainability of the programme.

## Financing Rythu Mithra Groups

To bring about holistic development in the lives of small, marginal land less farmers through collective action, Government of Andhra Pradesh has promoted Rythu Mithra Groups (RMGs) in the state. RMGs are expected to serve as a conduit for technology transfer, facilitate access to market information and market, assist in carrying out activities like soil testing, training, health

camps, assess input requirements, etc., to its members. NABARD provides resource and grant assistance for conducting training and capacity building initiatives to different stakeholders.

During the year, 4527 RMGs were financed by 18 commercial banks, 9 RRBs and 9 DCCBs involving ground level credit flow of Rs. 291.44 million. About 62,000 farmers have been assisted under the pilot project.

## Pilot Project on Processor Cards and branch Automation

In order to demonstrate the concept of branch automation with specific reference to use of memory/ processor cards for SHGs and other clients-assess, the usefulness of the suggested technology and understand how timeliness in data acquisition helps in decision-making at the branch level in loan tracking,

keeping in SHGs with a view to reducing paper work, save time and maintain upto-date books thus improving the efficiency of the field workers. The project components include provision of PCs in the selected branches, installation of information kiosk in one branch & issue of processor/ memory cards to SHGs and KCC holders.

In the second phase, the project was extended to 5 branches of Krishna Gramin Bank, Gulbarga in Karnataka with similar project components. Technology provider has been identified for implementing the project and installation of hardware, software as also other related works are in progress.



credit dispensation and building customer/ SHG confidence. A pilot project has been launched in 5 branches of Sri Visakha Grameena Bank in Andhra Pradesh which would test the acceptability and adaptability of IT in rural areas as also to address MIS needs in rural banks. The project envisages issue of processor cards for active clients like KCC holders and SHGs as also automation of book





## Grain Banks and SHGs

To facilitate monetization of the savings and loans in kind and integrate the traditional approaches into the monetized microFinance system and also to enable poor tribal population to access need based financial services and also address the issues of food and seed securities, a pilot project has been launched in 17 villages in Thaumul Rampur Block of Kalahandi district in KBK region of Orissa state. It involved promotion of 25 SHGs and establishment of 3 Grain Banks at Silet, Sikerguda & Maltipada covering about 100

households with the support of an experienced NGO 'Antodaya' to implement/monitor the project. Kalahandi Anchalik Gramin Bank has been extending loans to the SHGs against the stock of Grain and cash savings of the Groups. The SHGs will utilize the bank loan to procure grains when the price is low and for repayment of loan taken from Grain Bank.


Encouraged by the successful establishment of 3 grain banks in KBK region, the project was extended in predominantly tribal region of Bastar and Kanker districts of Chattisgarh State for construction and establishment of ten Grain Banks



Grain bank - Orissa



Members of grain bank SHG





## Computer Munshi (CM)

The project envisages entrusting the task of maintaining SHG accounts, preparation of relevant reports for use by the groups as well as bankers (at a cost) by training a skilled youth from a block / taluka / town as a Computer Munshi (CM). The trained individual will be equipped with a Computer and software to serve 100 to 300 SHG. For this purpose, an NGO - PRADAN has been sanctioned a grant assistance of Rs 6.10 lakh. The project is being implemented in 4 districts (9 units) in Jharkhand and 1 district (1 unit) in Orissa. So far 9 youth have been trained under the project and their services are being availed of by 794 SHGs in these states.

## Involvement of Rural Volunteers as Book Writers

Low literacy levels of SHG members resulting in heavy dependence of SHGs on SHPIs for record keeping is one of the constraints in extending the linkage programme in resource poor areas. Keeping this in view, NABARD, based on interactions with banks and NGOs, has launched a pilot project for associating local rural volunteers as book writers for SHGs to improve the regularity/ accuracy in the maintenance of books of accounts, and to explore a possible evolution of MIS between SHGs and banks. A grant assistance of Rs.7.5 lakh has been sanctioned to cover honorarium to the book writers, cost of their training and the stationery required for book keeping of SHGs. The project is being implemented through 5 RRBs in two and three districts of Uttar Pradesh and Bihar, respectively.

## Pilot Project on 'e-Grama'

With a view to bridging the digital divide in rural areas a project aptly called 'e-grama' has been launched in association with an NGO. The project envisages the establishment of 13 Village Information Centres (e-grama) in Davangere district of Karnataka with the aim of equipping and enabling villagers and the rural poor with access to information. The technology integrated information networks cover various areas like weather conditions, crop inputs, product prices, land records and other useful information for the rural folk. Besides this, many add-on services like bookkeeping of SHGs, DTP printing, scanning, etc., are also envisaged to be provided.

NABARD is part-funding the project in association with an NGO and a technology provider.

So far, 21 village information centers (11 with NABARD assistance & 10 by the NGO) have been already set up and 54 coordinators have been trained for handling e-grama software, e-mail & Internet facilities, SHG accounting using e-Lekka software, fax etc. Commercial banks in the district have financed the entrepreneurs.



*Farmers viewing e-grama software*



*Rural Women at 'e-Grama' Centre*

## Pilot project for smoothening Credit flow for mid-segment clients using Joint Liability Groups.

Absence of adequate security sometimes works as a major hurdle for small and marginal farmers and other poor section people in securing loans. The inability of this section of people to provide collateral often excludes them from the purview of credit cover. Keeping this in view, a pilot project on financing Joint Liability Groups (JLG), was initiated for developing effective credit products for mid segment clients, which reduce risk and transaction costs for the bank and also introduce a greater degree of flexibility for the credit user to determine credit needs and priorities.

### Fishermen JLG

Joint Liability Groups (JLG), to be established under the pilot project, will be an assembly of 5-10 member clients (new or existing), informally recognised by the bank as a group. The group members offer an undertaking to the bank that enables them to jointly receive such amounts as deemed eligible by the bank for pursuing any activity - individually or jointly - as found suitable by the group. As collective guarantor for loans extended to individual members by the financing bank, group executes joint liability agreements, making them severally and jointly liable for repayment of loans. There could be different functional models of JLGs that could be formed based on the need of the clients as also the comfort level and understanding of the bank about its success.

The project is being implemented through nine banks (8 RRBs and 1 PCARDB) located in diverse agro-climatic regions covering seven states by adopting a flexible approach giving the partner banks enough freedom to implement the project, keeping the ground realities and context in perspective.





## Training modules on microfinance supported by NABARD

Name of the programme	Duration (days)	Objective	Broad contents
<b>Bankers</b>			
Sensitisation prog for Branch Managers/ Field Officers on SHG-Bank Linkage.	Two	Creation of greater awareness on SHG concept through attitudinal change and stronger conviction as a business proposition.	SHG - as an approach to reach the unreached, gender issues, definition of SHG, RBI/NABARD policies, business opportunity, benefits of SHGs.
Training for bankers to link and upscale SHG Linkage Process.	Three	Equipping bankers to provide credit linkage to SHGs on sustainable basis and participate in upscaling process.	Participatory approach /methodology / techniques, exposure to various mF models, policy aspects relating to microFinance, promotion, appraisal, financing of SHGs.
Programme on sustainable SHG bank linkage.	Three	To equip branch managers to manage sustainable linkage and sort out the operational problems.	Sustainable linkage, role of SHPIs, financing banks, NABARD/RBI, SHG members, Government agencies, etc SHG as a business proposition.
Workshop-cum-training programme for senior bankers on SHG bank linkage.	Two	Sensitisation and appreciative enquiry relating to microFinance, particularly SHGs.	SHGs- conceptual aspects, formation and linkages & policy and procedures.
Training Programme for bankers for promotion of SHGs.	Five	To impart necessary inputs for promoting, nurturing and facilitating SHG linkage.	SHGs- conceptual aspects, formation and linkages & policy and procedures, aspects of group function and nurturing. Role of promoters, effective rural PRA techniques, communication, rural customs, group configuration, group functions.
Sensitisation programme for branch staff (Other than officers) on promotion of SHGs.	One and half day to two days	To impart necessary inputs for promoting, nurturing and facilitating SHG linkage.	SHGs- conceptual aspects, formation, linkages, policy and procedures. Aspects of group function and nurturing.
Field visit to SHGs for BLBC members.	Half a day	To sensitise bankers and other participants of BLBC meeting about SHGs.	SHGs- conceptual aspects, formation and linkages, aspects of group function and nurturing.



## Training modules on microfinance supported by NABARD

Name of the programme	Duration (days)	Objective	Broad contents
<b>NGO related programmes</b>			
Workshop on SHG bank linkage for medium and small NGOs.	One	To provide clarity on self help group concept and necessary skills to organise capacity building exercise.	SHGs - concepts and evolution, empowering of rural poor through SHGs, group processes, linking of SHGs with banks.
Training Programme for Chief Executive Officers of NGOs.	Two	To build up capacities of NGOs to manage promotion and consolidation of SHG Programme.	Overview of microFinance sector in India- experience of various NGOs/ SHPIs, SHGs - concepts and evolution. Empowering of rural poor through SHGs. Role of stakeholders. Stages in group development. Exposure to SHGs and their training need assessment.
Training programme for animators on promotion and nurturing of SHGs.	Five	To equip field workers of NGOs with basic skills to promote, strengthen and consolidate SHG formation.	Overview of microFinance sector- experience of various NGOs/ SHPIs, SHGs - concepts and evolution. Role and functions of animators/ field workers/ coordinators. PRA Techniques. Bank Linkage Procedures.
<b>Trainers' related</b>			
Trainers' training programme for faculty members of Banks.	5	To familiarize the participants with functioning of SHGs and their linkage with banks & also to design and conduct training programmes.	Genesis, formation and functioning of SHGs. Role of SHPI in SHG formation and nurturing. NABARD's role in linkage programme. Essentials of case study method.
Trainers' training Programme on SHG Linkage [other than bank faculty].	5	To develop trainers convinced on SHG philosophy who will be able to design and conduct need based training programmes on SHGs.	Overview of mF sector- SHG concept and functioning of groups. NABARD's role in linkage of SHGs. Assessment of SHGs/ NGOs. Designing course modules.

## Training modules on microfinance supported by NABARD

Name of the programme	Duration (days)	Objective	Broad contents
<b>Government Officials related</b>			
Participative programme for District Level Government Officers.	1 ½ - 2	Sensitisation of government officers about SHG-Bank Linkage Programme.	Characteristic features of group approach. Involvement of NABARD/RBI. Assessment of SHGs and NGOs/SHPIs. Linkage with banks- different models of linkage. Target oriented programmes vs programmes focussed on sustainable and continual improvements.
Programme for Operational Functionaries.	2	Sensitisation of Government Officers about SHG-Bank Linkage Programme.	Characteristic features of group approach. Best practices in SHG linkage. Assessment of SHGs and NGOs. Linkage with banks- different models of linkage.
Exposure programme on microFinance and SHGs for Indian Administrative Service [IAS] Officers.	3	Sensitisation about microFinance and SHG-Bank Linkage Programme. Organised by Centre for Cooperatives and Rural Development, LBSNAA in association with NABARD.	Innovations in microFinance. SHGs- concepts, clarity, formation, bank linkage and policy initiatives. Interface with microFinance Practitioners (leading NGO and bankers). Results of evaluation study- impact of mF in socio- economic empowerment. Dovetailing Government programmes with mF.
Training programme for elected members of Panchayat Raj Institutions.	2	Sensitisation of PRI members on SHG-Bank Linkage Programme.	Characteristic features of group approach. Best practices in SHG linkage. Assessment of SHGs and NGOs. Linkage with banks.
<b>Training Programme for SHGs</b>			
Orientation training programme for SHG leaders/ members.	2	To familiarize SHGs with the basic concept on SHG Bank linkage programme.	Characteristics of rural credit needs. Rigidities of formal credit structure- How SHG -linkage programme was introduced. Formation, monitoring and linking of SHGs. Features of good SHGs.



## Training modules on microfinance supported by NABARD

Name of the programme	Duration (days)	Objective	Broad contents
<b>Training Programme for SHGs</b>			
Advanced training programme for leaders/ members of SHGs.	2	To provide clarity on SHGs skills to manage the groups effectively.	Sustainability of thrift and credit SHGs over other groups. Features of good SHGs. Conduct of meeting, conflict resolution. Financing of SHGs by banks, rate of interest. Best practices, livelihood improvement. Field visit to good working SHGs.
<b>NGOs /mFIs related training through Bankers Institute of Rural Development and other resource centres.</b>			
Planning, guiding & managing Small and Micro Enterprises (SME) for participant NGOs.	6	To enable participants to understand the various approaches on income & employment generation, helping SHGs identify & develop sustainable SMEs.	SMEs in rural areas- role of SHGs, identification, planning and managing SMEs, marketing of products, networking with promotional agencies.
Product development strategies in microFinance sector for NGOs.	6	To appreciate the need for developing various mF products, understand customer needs & marketing.	mF products & services, product designing, testing, packaging, marketing, recovery & delinquency management in mFIs.
Programme on financial management of mFIs for bankers/executives of mFIs.	6	To familiarize the participants with the concepts of financial accounting in mFIs & issues involved in pricing microfinance services.	Concepts of finance & management, analysis of ratios, cash flow, sustainability of mFIs.
Appraisal of mFIs for banks.	6	To understand mFIs as intermediary financial institutions, financial & non-financial aspects of appraisal.	Overview of mF in India, financial appraisal, non financial appraisal, mF & micro enterprise, case studies, issues & problem facing mFIs.



### NGO Consultative Meet

A consultation meet with 35 NGOs drawn from across the country was organised to further strengthen and deepen the partnership with NABARD. The meet enabled cross learning of ideas and approaches besides assessing the possibilities of leveraging the support of well established NGOs to function in new geographical areas and in developmental arenas like micro enterprises, community participation in watershed development, entrepreneurship and skill development of primary clients, technology transfer to agrarian communities, etc.

### Micro Enterprise Promotion by SHGs


NABARD has identified 10 select districts for launching a pilot project on promotion of microEnterprise among mature SHGs. The 10 selected districts are Panchmahal (Gujarat), Kangra (Himachal Pradesh), Hazaribagh (Jharkhand), Mysore (Karnataka), Chandrapur (Maharashtra), Puri (Orissa), Ajmer (Rajasthan), Madurai (Tamil Nadu), Rae Bareilly (Uttar Pradesh), 24 North Parganas (West Bengal), wherein identified NGOs will act as microEnterprise Promotional Agencies (mEPA) and assist capable SHG members take up income generating activities on a sustainable basis.

### Resources for supporting micro Finance

#### ***microFinance Development Fund***

The microFinance Development Fund (mFDF), which was set up in NABARD with a start-up contribution of Rs. 400 million each from NABARD, RBI and Rs. 200 million from 11 commercial banks identified by RBI, became fully operational on 7 March 2003. The fund is being utilised for scaling-up various mF initiatives with special focus on capacity building under the SHG-Bank Linkage programme. During the year, a sum of Rs.63.93 million was utilised from the fund for various initiatives taken by NABARD for promotion and development of mF in general and up-scaling of SHG-Bank Linkage programme in particular.

During the year, Government of India has decided to redesignate the existing mFDF as microFinance Development and Equity Fund (mFDEF). It has also been decided to enhance the fund size to Rs 2000 million. The additional amount of Rs 1000 million will be contributed by Reserve Bank of India, NABARD and the commercial banks. An Advisory Board consisting of representatives of NABARD, Reserve Bank of India, commercial banks and professionals with domain knowledge has been set up for guiding the affairs of the fund.



## Future Strategy:

### *Special Scaling - up Efforts*

By March 2005, of the total SHGs credit linked, Andhra Pradesh accounted for 30 per cent, Tamil Nadu 14 per cent, Karnataka 10 per cent and Uttar Pradesh 7 per cent together accounting for 61 per cent of the total SHGs credit linked and 72.77 per cent of the total amount of bank loan disbursed. In order to balance the uneven growth of mF programme, 13 States have been identified as priority States, where the SHG- Bank Linkage has been progressing slowly and the incidence of poverty is high.

Special efforts, launched over a period, have resulted in positive trends in these 13 States, such as the number of SHGs financed increased from 249,462 as on 31 March 2003 to 667,761 as on 31 March 2005. (Table 5)

State	2003	2004	2005
Assam	3,477	10,706	31,234
Bihar	8,161	16,246	28,015
Chhattisgarh	6,763	9,796	18,569
Gujarat	13,875	15,974	24,712
Himachal Pradesh	8,875	13,228	17,798
Jharkhand	7,765	12,647	21,531
Maharashtra	28,065	38,535	71,146
Madhya Pradesh	15,271	27,095	45,105
Orissa	42,272	77,588	123,256
Rajasthan	22,742	33,846	60,006
Uttar Pradesh	53,696	79,210	119,648
Uttaranchal	5,853	10,908	14,043
West Bengal	32,647	51,685	92,698
<b>Total</b>	<b>249,462</b>	<b>397,464</b>	<b>667,761</b>

NABARD would continue its focus on scaling-up the programme in these 13 States. The scaling-up strategy includes thrust on promoting quality SHGs, building synergy of objectives with stakeholders, evolving region specific strategies, encouraging proper rating of SHGs by banks and building proper MIS.

### microEnterprise Promotion :

There are over 0.4 million SHGs which are now over three years old. The core needs of savings and credit for consumption and production needs of these SHGs are being met by the banking system. Member of these SHGs are now in a position to graduate into microenterprises by taking to income generating activities. The task of finding viable microEnterprises for millions of poor households in rural areas is stupendous. To evolve a workable model, NABARD has identified 10 districts in 10 States for implementing pilot projects for promotion of micro enterprises among members of mature SHGs.

### Success Stories

#### Sweet scent of Success

**Nellore (Andhra Pradesh):** Stories of enterprising bankers never fail to inspire! Pallipalem hamlet of Isukapalem village in Nellore was known for growing a variety of flowers. It also provided livelihood to the village women who made venis, gajras and garlands from these flowers to sell in the local market. But when the farmers decided to use their land for prawn culture instead of flower farming, these women were badly affected. They now had to buy flowers from far off places on cash down basis and the only source of ready cash was the money lender who offered credit at no less than **11 per cent per day!**

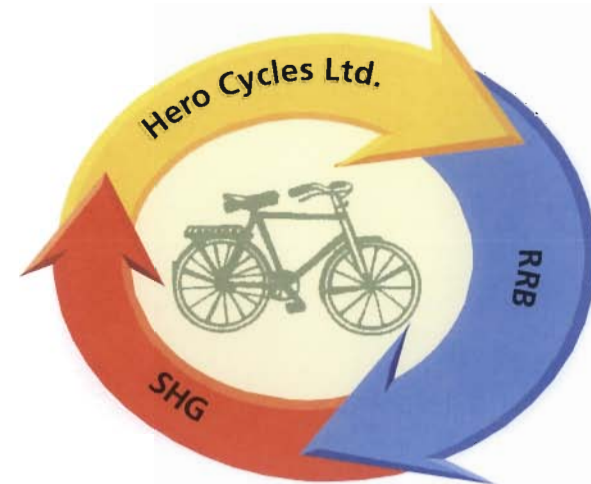
Recognising this situation as an opportunity, Branch Manager of Syndicate Bank, Bucchireddypalem branch stepped in to offer a solution. He introduced 50 women to the concept of SHGs and encouraged them to save and lend within the SHG. After six months he extended the first dose of credit - Rs.25,000 to each SHG which was repaid in full. The second dose was doubled. The women could not be happier! They expanded their work by buying flowers in bulk at whole sale rates. Business flourished. Their daily incomes increased by five times on an average and most importantly their interest burden on loans went down to **13per cent per annum.**

Is there a better way to inspire confidence in our clients than by understanding their unspoken needs! Kudos to the SHGs and Syndicate bank!

#### The Great Cycle Chase from Punjab to AP

**Andhra Pradesh:** The new age consumers have arrived!! Doorstep delivery in style, slashed company rates, easy finance plus a trading margin on every purchase. With both the Corporate seller and the Banking financier rolling out the royal carpet, SHGs have never had it so good before!

Hero Cycles, Ltd., Ludhiana, Punjab has launched a pilot experiment in Andhra Pradesh, to help the SHG members acquire Hero bicycles at their doorsteps at company prices, which are cheaper than





the market price. Under the scheme, bicycles are made available to SHG members with a view to helping the poor people to have minimum transportation facilities. Two Regional Rural Banks of Andhra Pradesh - Anantha Grameena Bank and Sangameshwara Grameena Bank have come forward to enter into a collaborative arrangement with Hero Cycles Ltd and SHGs for facilitating acquisition of the cycles by SHG members.

Sri Anantha Grameena Bank (Ananthapur district) facilitated sale of 525 bicycles through eight branches. Sangameshwara Grameena Bank through its Moosapet and Rajapur branches enabled SHG members to acquire more than 300 bicycles. On the sale of each cycle, the company is also giving a small trading margin, to be shared by the SHG and the participating bank branch in mutually agreed upon proportion. This innovative marketing tie-up between the corporate and SHGs with the bank's intermediation has been welcomed by the participating banks and SHG members, opening up new vistas of cooperation and collaboration in future.

### **The Champion of Champaran**

Think of Champaran think poverty, helplessness and backwardness. But now Chamaparan has proved to be one more example of economic independence changing the lives of the multitudes. There are about 4,300 SHGs in

flood ridden West Champaran with reportedly 70,000 women members who have dared to rise above the daily struggle for food, electricity and drinking water to chart a new course for economic development.

Kalavati's family survived by begging. But after joining the SHG, she sells toys at the same temple where she once begged. Her children do not beg anymore, they go to school and her husband makes toys at home. She is about to repay her first loan and has already decided to expand her business with the bigger loan which she plans to take. Other women of the Gosai community, to which Kalavati belongs and who also begged for a livelihood have been inspired to start some activity.



# **STATEMENTS**



# STATEMENT I

## SHG-Bank Linkage Programme - Highlights March 2001 to March 2005

(Rs. million)

Sl. No.	Items	March 2001	March 2002	March 2003	March 2004	March 2005
1	No. of new SHGs provided with bank loan during the year	149,050	197,653	255,882	361,731	539,365
2	No. of SHGs provided with bank loan (cumulative)	263,825	461,478	717,360	1,079,091	1,618,456
3	No. of SHGs provided with repeat bank loan	NA	41,413	102,391	171,669	258,092
4	% of women groups	90	90	90	90	90
5	No. of participating banks	314	444	505	560	573
	i Commercial Banks	43	44	48	48	47
	ii Regional Rural Banks	177	191	192	196	196
	iii Co-operative Banks	94	209	265	316	330
6	No. of States/ UTs	27	30	30	31	31
7	No. of districts covered	412	488	502	563	572
8	No. of Partners	1,030	2,155	2,800	3,024	4,323
9	Bank loan (cumulative)	4,809	10,263	20,487	39,042	68,985
10	Bank Loan during the year	2,879	4,530	6,905	11,577	17,266
11	Repeat bank loan during the year	NA	924	3,318	6,978	12,676
12	Refinance ( cumulative)	4,007	7,965	14,188	21,242	30,920
13	No. of families assisted (in million)	4.5	7.8	11.6	16.7	24.3
14	Average Bank Loan/SHG (Rs) - New	18,227	22,918	26,985	32,000	32,012
	- Repeat	NA	22,311	32,405	40,648	49,114
15	Average Bank Loan/Member* (Rs) - New	1,072	1,432	1,687	2,286	2,287
	- Repeat	NA	2,541	2,025	2,903	3,508
16	Model-wise linkage (cumulative)					
	i SHGs formed and financed by banks	13%	16%	20%	20%	21%
	ii SHGs formed by formal agencies and NGOs but directly financed by banks	76%	75%	72%	72%	72%
	iii SHGs financed by banks through NGOs	11%	9%	8%	8%	7%

\* The actual loan availed by SHG member could be higher as this does not include own funds of SHG.

## STATEMENT II

### SHG - Bank Linkage Programme - Regional Spread of Physical and Financial Progress as on 31 March 2005

(Rs. million)

Sl. No.	Region/State	Cumulative No. of SHGs provided with bank loan upto 31 March 2004	No. of new SHGs provided with bank loan during 2004-05	No. of existing SHGs provided with repeat bank loan during 2004-05	Cumulative No. of SHGs provided with bank loan upto 31 March 2005 (3+4)	Cumulative bank loan upto 31 March 2004	Bank Loan during 2004-05	Of Col. 8, repeat bank loan to existing SHGs	Cumulative bank loan upto 31 March 2005 (7+8)
<b>A Northern Region</b>									
1	Himachal Pradesh	13,228	4,570	2,575	17,798	315.05	249.98	116.08	565.03
2	Rajasthan	33,846	26,160	249	60,006	733.74	680.30	7.92	1,414.04
3	Haryana	2,344	1,007	53	3,351	146.43	54.20	1.99	200.63
4	Punjab	1,648	1,443	254	3,091	82.96	62.80	11.00	145.76
5	Jammu & Kashmir	1,240	407	250	1,647	36.16	20.42	7.53	56.58
6	New Delhi	90	35			125	9.25	3.89	13.14
	<b>TOTAL (A)</b>	<b>52,396</b>	<b>33,622</b>	<b>3,381</b>	<b>86,018</b>	<b>1,323.59</b>	<b>1,071.59</b>	<b>144.52</b>	<b>2,395.18</b>
<b>B North Eastern Region</b>									
7	Assam	10,706	20,528	84	31,234	168.59	773.22	1.02	941.81
8	Meghalaya	194	55	4	249	6.28	1.50	0.21	7.78
9	Tripura	850	665	33	1,515	5.21	13.86	0.77	19.07
10	Sikkim	32	10		42	0.93	0.42		1.35
11	Manipur	225	571		796	5.93	24.17		30.10
12	Arunachal Pradesh	225	55		280	9.83	2.14		11.97
13	Nagaland	24	70	4	94	2.88	1.81	0.65	4.69
14	Mizoram	22	6		28	2.49	0.35		2.84
	<b>TOTAL (B)</b>	<b>12,278</b>	<b>21,960</b>	<b>125</b>	<b>34,238</b>	<b>202.14</b>	<b>817.47</b>	<b>2.65</b>	<b>1,019.61</b>
<b>C Eastern Region</b>									
15	Orissa	77,588	45,668	11,144	123,256	1,274.83	1,243.11	260.92	2,517.94
16	Bihar	16,246	11,769	1,049	28,015	307.63	374.23	35.67	681.86
17	Jharkhand	12,647	8,884	171	21,531	414.93	299.80	9.76	714.73
18	West Bengal	51,685	41,013	12,175	92,698	604.57	658.20	168.92	1,262.77
19	UT of A & N Islands	71	57	18	128	3.12	2.64	1.89	5.76
	<b>TOTAL (C)</b>	<b>158,237</b>	<b>107,391</b>	<b>24,557</b>	<b>265,628</b>	<b>2,605.08</b>	<b>2,577.98</b>	<b>477.16</b>	<b>5,183.06</b>



Sl. No.	Region/State	Cumulative No. of SHGs provided with bank loan upto 31 March 2004	No. of new SHGs provided with bank loan during 2004-05	No. of existing SHGs provided with repeat bank loan during 2004-05	Cumulative No. of SHGs provided with bank loan upto 31 March 2005 (3+4)	Cumulative bank loan upto 31 March 2004	Bank Loan during 2004-05	Of Col. 8, repeat bank loan to existing SHGs	Cumulative bank loan upto 31 March 2005 (7+8) @
<b>D Central Region</b>									
20	Madhya Pradesh	27,095	18,010	278	45,105	600.32	510.45	13.90	1,110.77
21	Chhattisgarh	9,796	8,773	63	18,569	78.99	92.96	0.94	171.95
22	Uttar Pradesh	79,210	40,438	4,480	119,648	1,716.43	1,439.36	246.44	3,155.79
23	Uttaranchal	10,908	3,135	610	14,043	367.51	208.54	106.87	576.05
	<b>TOTAL (D)</b>	<b>127,009</b>	<b>70,356</b>	<b>5,431</b>	<b>197,365</b>	<b>2,763.25</b>	<b>2,251.31</b>	<b>368.15</b>	<b>5,014.56</b>
<b>E Western Region</b>									
24	Gujarat	15,974	8,738		24,712	254.50	431.94		686.44
25	Maharashtra	38,535	32,611	5,777	71,146	1,136.10	1,098.01	216.85	2,234.11
26	Goa	306	102	60	408	18.21	12.01	6.22	30.22
	<b>TOTAL (E)</b>	<b>54,815</b>	<b>41,451</b>	<b>5,837</b>	<b>96,266</b>	<b>1,408.81</b>	<b>1,541.96</b>	<b>223.07</b>	<b>2,950.77</b>
<b>F Southern Region</b>									
27	Andhra Pradesh	385,576	107,351	153,903	492,927	17,283.79	10,177.14	7,317.67	27,460.93
28	Karnataka	103,866	59,332	12,403	163,198	2,836.18	2,665.35	514.97	5,501.53
29	Kerala	33,728	27,081	3,581	60,809	1,229.06	1,266.47	192.16	2,495.53
30	Tamil Nadu	150,261	70,437	48,559	220,698	9,314.25	7,464.75	3,377.25	16,779.00
31	UT of Pondicherry	925	384	315	1,309	75.93	108.50	58.79	184.43
	<b>TOTAL (F)</b>	<b>674,356</b>	<b>264,585</b>	<b>218,761</b>	<b>938,941</b>	<b>30,739.21</b>	<b>21,682.21</b>	<b>11,460.84</b>	<b>52,421.42</b>
	<b>GRAND TOTAL</b>	<b>1,079,091</b>	<b>539,365</b>	<b>258,092</b>	<b>1,618,456</b>	<b>39,042.08</b>	<b>29,942.52</b>	<b>12,676.39</b>	<b>68,984.60</b>

@ Includes Rs. 12,676.39 million provided to existing 258,092 SHGs.

# STATEMENT III

## SHG-Bank Linkage - Agency-wise Cumulative Participation upto 31 March 2005

(Rs. million)

Sl. No.	Region/State	Commercial Banks		Regional Rural Banks		Cooperative Banks		Total	
		No. of SHGs	Bank Loan	No. of SHGs	Bank Loan	No. of SHGs	Bank Loan	No. of SHGs	Bank Loan@
A Northern Region									
1	Haryana	1,334	105.69	1,972	93.44	45	1.50	3,351	200.63
2	Himachal Pradesh	7,421	216.23	3,026	84.71	7,351	264.09	17,798	565.03
3	Punjab	1,399	68.21	393	21.63	1,299	55.92	3,091	145.76
4	Jammu & Kashmir	930	31.94	415	8.33	302	16.31	1,647	56.58
5	Rajasthan	25,335	572.40	25,895	633.84	8,776	207.80	60,006	1,414.04
6	New Delhi	125	13.14					125	13.14
Sub-Total		36,544	1,007.61	31,701	841.95	17,773	545.62	86,018	2,395.18
B North Eastern Region									
7	Assam	12,741	675.05	17,210	235.30	1,283	31.46	31,234	941.81
8	Manipur	349	13.95	447	16.15			796	30.10
9	Meghalaya	119	6.91	117	0.31	13	0.56	249	7.78
10	Sikkim	36	1.18			6	0.17	42	1.35
11	Tripura	366	7.50	1,061	11.12	88	0.45	1,515	19.07
12	Nagaland	66	1.03	28	3.66			94	4.69
13	Arunachal Pradesh	171	5.74	82	4.62	27	1.61	280	11.97
14	Mizoram	1	0.07	25	2.62	2	0.15	28	2.84
Sub-Total		13,849	711.43	18,970	273.78	1,419	34.40	34,238	1,019.61
C Eastern Region									
15	Bihar	12,191	399.11	15,691	278.42	133	4.33	28,015	681.86
16	Jharkhand	14,767	554.68	6,764	160.05			21,531	714.73
17	Orissa	48,843	1,029.01	62,785	1,253.01	11,628	235.92	123,256	2,517.94
18	West Bengal	22,788	366.53	26,637	390.16	43,273	506.08	92,698	1,262.77
19	A & N Islands (UT)	9	1.59			119	4.17	128	5.76
Sub-Total		98,598	2,350.92	111,877	2,081.64	55,153	750.50	265,628	5,183.06



Sl. No.	Region/State	Commercial Banks		Regional Rural Banks		Cooperative Banks		Total	
		No. of SHGs	Bank Loan	No. of SHGs	Bank Loan	No. of SHGs	Bank Loan	No. of SHGs	Bank Loan@
D Central Region									
20	Madhya Pradesh	24,048	671.61	17,678	356.28	3,379	82.88	45,105	1,110.77
21	Chhattisgarh	4,768	47.11	9,531	91.39	4,270	33.45	18,569	171.95
22	Uttar Pradesh	43,727	1,107.87	71,738	1,950.70	4,183	97.22	119,648	3,155.79
23	Uttaranchal	8,920	380.78	2,113	111.68	3,010	83.59	14,043	576.05
	Sub-Total	81,463	2,207.37	101,060	2,510.05	14,842	297.14	197,365	5,014.56
E Western Region									
24	Goa	237	17.01			171	13.21	408	30.22
25	Gujarat	17,460	518.04	5,134	99.38	2,118	69.02	24,712	686.44
26	Maharashtra	35,851	1,335.36	18,711	565.57	16,584	333.18	71,146	2,234.11
	Sub-Total	53,548	1,870.41	23,845	664.95	18,873	415.41	96,266	2,950.77
F Southern Region									
27	Andhra Pradesh	320,773	18,449.66	160,377	8,558.82	11,777	452.45	492,927	27,460.93
28	Karnataka	57,507	2,005.08	61,188	2,197.33	44,503	1,299.12	163,198	5,501.53
29	Kerala	39,868	1,691.17	6,602	188.55	14,339	615.81	60,809	2,495.53
30	Tamil Nadu & UTP	141,323	11,296.54	48,226	3,678.40	32,458	1,988.49	222,007	16,963.43
	Sub-Total	559,471	33,442.45	276,393	14,623.10	103,077	4,355.87	938,941	52,421.42
	GRAND TOTAL	843,473	41,590.19	563,846	20,995.47	211,137	6,398.94	1,618,456	68,984.60

@ Includes an amount of Rs.12,676.39 million provided to 258,092 existing SHGs

# STATEMENT IV

## SHG-Bank Linkage - Physical & Financial Progress of Commercial Banks upto 31 March 2005

(Rs. million)

Sl. No.	Commercial Banks	Cumulative No. of SHGs provided with bank loan upto 31 March 2004	No. of SHGs provided with bank loan during 01 April 2004 to 31 March 2005	Cumulative No. of SHGs provided with bank loan upto 31 March 2005	Cumulative bank loan disbursed upto 31 March 2004	Bank loan disbursed during 01 April 2004 to 31 March 2005	Cumulative bank loan disbursed upto 31 March 2005
<b>PUBLIC SECTOR BANKS</b>							
1	Allahabad Bank	6,523	6,431	12,954	140.65	250.35	391.00
2	Andhra Bank	81,581	19,887	101,468	3,641.80	1,986.27	5,628.07
3	Bank of Baroda	19,219	8,416	27,635	543.65	413.91	957.56
4	Bank of India	20,398	9,203	29,601	610.78	422.61	1,033.39
5	Bank of Maharashtra	6,243	1,828	8,071	183.56	62.95	246.51
6	Canara Bank	25,715	14,744	40,459	928.04	938.43	1,866.47
7	Corporation Bank	7,635	2,205	9,840	229.26	155.84	385.10
8	Central Bank of India	12,244	7,205	19,449	490.24	428.11	918.35
9	Dena Bank	2,690	372	3,062	40.33	15.49	55.82
10	Indian Bank	47,212	18,616	65,828	2,446.99	2,025.9	4,472.89
11	Indian Overseas Bank	31,478	22,230	53,708	1,115.29	1,590.65	2,705.94
12	Oriental Bank of Commerce	6,219	1,031	7,250	182.67	38.87	221.54
13	Punjab & Sind Bank	389	391	780	17.18	17.49	34.67
14	Punjab National Bank	11,427	15,522	26,949	410.43	673.39	1,083.82
15	State Bank of India	131,738	118,722	250,460	5,487.01	6105	11,592.01
16	State Bank of Bikaner & Jaipur	1,760	4,256	6,016	41.73	84.23	125.96
17	State Bank of Hyderabad	35,591	10,081	45,672	1,327.32	843.38	2,170.70
18	State Bank of Indore	2,480	1,040	3,520	77.52	27.32	104.84
19	State Bank of Mysore	2,495	2,728	5,223	87.98	203.6	291.58
20	State Bank of Patiala	541	442	983	28.59	27.19	55.78
21	State Bank of Saurashtra	1,313	30	1,343	14.56	1.71	16.27
22	State Bank of Travancore	3,682	2,477	6,159	134.57	128.11	262.68
23	Syndicate Bank	19,236	6,747	25,983	899.46	556.23	1,455.69
24	Union Bank of India	15,383	7,116	22,499	604.20	566.4	1,170.60
25	United Bank of India	7,543	4,097	11,640	75.07	81.1	156.17
26	UCO Bank	7,015	5,920	12,935	162.55	221.44	383.99
27	Vijaya Bank	8,947	1,741	10,688	274.02	97.51	371.53
	<b>Sub-Total</b>	<b>516,697</b>	<b>293,478</b>	<b>810,175</b>	<b>20,195.45</b>	<b>17,963.48</b>	<b>38,158.93</b>



Sl. No.	Commercial Banks	Cumulative No. of SHGs provided with bank loan upto 31 March 2004	No. of SHGs provided with bank loan during 01 April 2004 to 31 March 2005	Cumulative No. of SHGs provided with bank loan upto 31 March 2005	Cumulative bank loan disbursed upto 31 March 2004	Bank loan disbursed during 01 April 2004 to 31 March 2005	Cumulative bank loan disbursed upto 31 March 2005
<b>PRIVATE SECTOR BANKS</b>							
1	Sangli Bank Ltd	137	4	141	2.79	0.12	2.91
2	Bank of Rajasthan Ltd.	992	850	1,842	12.06	9.78	21.84
3	Dhanalaxmi Bank Ltd	888	3,503	4,391	25.18	111.95	137.13
4	Jammu & Kashmir Bank Ltd	153	0	153	2.98	0	2.98
5	Karnataka Bank Ltd	975	196	1,171	28.85	9.47	38.32
6	South Indian Bank Ltd.	901	611	1,512	36.50	22.99	59.49
7	Tamilnad Mercantile Bank Ltd	280	60	340	4.65	10.92	15.57
8	Vysya Bank Ltd.	5,091	1,630	6,721	177.96	99.01	276.97
9	Catholic Syrian Bank Ltd	315	249	564	4.59	4.67	9.26
10	Federal Bank Ltd	854	1,025	1,879	29.68	58.06	87.74
11	Lord Krishna Bank Ltd	42	25	67	2.43	3.59	6.02
12	City Union Bank Ltd	479	155	634	9.70	14.61	24.31
13	Laxmi Vilas Bank Ltd	450	0	450	10.36	0	10.36
14	Karur Vysya Bank Ltd	241	32	273	6.19	1.03	7.22
15	ICICI Bank Ltd	8,021	2,988	11,009	1,933.75	721.14	2,654.89
16	Nainital Bank Ltd	99	82	181	5.87	3.02	8.89
17	The United Western Bank Ltd	64	29	93	1.79	0.42	2.21
18	Ratnakar Bank Ltd	13	6	19	0.07	0.39	0.46
19	UTI Bank Ltd	328	0	328	20.00	0	20.00
20	K.B.S Local Area Bank	535	128	663	21.24	7.25	28.49
	<b>Sub-Total</b>	<b>21,725</b>	<b>11,573</b>	<b>33,298</b>	<b>2,352.84</b>	<b>1,078.42</b>	<b>3,431.26</b>
	<b>GRAND TOTAL</b>	<b>538,422</b>	<b>305,051</b>	<b>843,473</b>	<b>22,548.29</b>	<b>19,041.90</b>	<b>41,590.19</b>

## STATEMENT V

### SHG-Bank Linkage - Physical & Financial Progress of Participating Regional Rural Banks upto 31 March 2005

(Rs. million)

Sl. No.	Name of the RRB	Cumulative No. of SHGs provided with bank loan upto 31 March 2004	No. of SHGs provided with bank loan during 01 April 2004 - 31 March 2005	Cumulative No. of SHGs provided with bank loan upto 31 March 2005	Cumulative bank loan disbursed upto 31 March 2004	Bank Loan disbursed during 01 April 2004 - 31 March 2005	Cumulative bank loan disbursed upto 31 March 2005
<b>Haryana</b>							
1	Ambala-Kurushetra KGB	148	2	150	9.01	0.9	9.91
2	Gurgaon Gramin Bank	1,128	305	1,433	39.09	16.67	55.76
3	Haryana KGB	206	86	292	13	7.05	20.05
4	Hissar-Sirsa KGB	81	16	97	5.51	2.21	7.72
	<b>TOTAL</b>	<b>1,563</b>	<b>409</b>	<b>1,972</b>	<b>66.61</b>	<b>26.83</b>	<b>93.44</b>
<b>Himachal Pradesh</b>							
1	Himachal Gramin Bank	2,079	593	2,672	42.97	22.19	65.16
2	Parvatiya Gramin Bank	202	152	354	2.04	17.51	19.55
	<b>TOTAL</b>	<b>2,281</b>	<b>745</b>	<b>3,026</b>	<b>45.01</b>	<b>39.70</b>	<b>84.71</b>
<b>Punjab</b>							
1	Faridkot Bhatinda KGB	16	17	33	0.76	0.38	1.14
2	Gurdaspur Amritsar KGB	51	10	61	5.40	0.54	5.94
3	Kapurthala Ferozepur KGB	20	27	47	0.45	0.42	0.87
4	Malwa Gramin Bank	53	37	90	3.19	0.56	3.75
5	Shivalik Gramin Bank	76	86	162	6.46	3.47	9.93
	<b>TOTAL</b>	<b>216</b>	<b>177</b>	<b>393</b>	<b>16.26</b>	<b>5.37</b>	<b>21.63</b>
<b>Jammu &amp; Kashmir</b>							
1	Jammu Rural Bank	344	27	371	5.9	1.23	7.13
2	Ellaquai Dehatti Bank	21	12	33	0.33	0.38	0.71
3	Kamraz Rural Bank	6	5	11	0.23	0.26	0.49
	<b>TOTAL</b>	<b>371</b>	<b>44</b>	<b>415</b>	<b>6.46</b>	<b>1.87</b>	<b>8.33</b>

Sl. No.	Name of the RRB	Cumulative No. of SHGs provided with bank loan upto 31 March 2004	No. of SHGs provided with bank loan during 01 April 2004 - 31 March 2005	Cumulative No. of SHGs provided with bank loan upto 31 March 2005	Cumulative bank loan disbursed upto 31 March 2004	Bank Loan disbursed during 01 April 2004 - 31 March 2005	Cumulative bank loan disbursed upto 31 March 2005
<b>Rajasthan</b>							
1	Alwar Bharatpur Aanchalik GB	2,931	1,861	4,792	87.35	80.53	167.88
2	Aravali KGB	2,303	429	2,732	33.58	12.95	46.53
3	Bhilwara KGB	3,462	385	3,847	73.45	7.1	80.55
4	Bikaner Chittorgarh KGB	351	1,299	1,650	7.78	34.35	42.13
5	Bundi Chittorgarh KGB	568	435	1,003	6.33	7.36	13.69
6	Dungarpur Banswara KGB	1,189	510	1,699	26.74	20.69	47.43
7	Hadoti KGB	1,418	820	2,238	24.55	15.95	40.5
8	Jaipur Nagaur Aanchalik GB	568	569	1,137	5.73	7.16	12.89
9	Mewar Aanchalik GB	185	154	339	9.28	7.29	16.57
10	Marwar GB	631	753	1,384	29.01	23	52.01
11	Marudhar KGB	331	228	559	4.53	4.38	8.91
12	Shekawati GB	683	594	1,277	13.62	9.84	23.46
13	Sri Ganganagar KGB	656	537	1,193	6.6	7.78	14.38
14	Thar Aanchalik GB	1,720	325	2,045	52.81	14.1	66.91
	<b>TOTAL</b>	<b>16,996</b>	<b>8,899</b>	<b>25,895</b>	<b>381.36</b>	<b>252.48</b>	<b>633.84</b>
	<b>Sub-Total</b>	<b>21,427</b>	<b>10,274</b>	<b>31,701</b>	<b>515.70</b>	<b>326.25</b>	<b>841.95</b>
<b>North Eastern Region</b>							
<b>Assam</b>							
1	Cachar Gramin Bank	498	996	1,494	3.98	8.61	12.59
2	Lakhimi Gaonlia Bank	2,948	1,837	4,785	50.76	42.13	92.89
3	Langpi Dehangi Rural Bank	106	89	195	2.18	2.06	4.24
4	Pragiyotish Gaonlia Bank	4,723	5,172	9,895	42.05	74.07	116.12
5	Subansiri Gaonlia Bank	254	587	841	3.49	5.97	9.46
	<b>TOTAL</b>	<b>8,529</b>	<b>8,681</b>	<b>17,210</b>	<b>102.46</b>	<b>132.84</b>	<b>235.30</b>



(Rs. million)

Sl. No.	Name of the RRB	Cumulative No. of SHGs provided with bank loan upto 31 March 2004	No. of SHGs provided with bank loan during 01 April 2004 - 31 March 2005	Cumulative No. of SHGs provided with bank loan upto 31 March 2005	Cumulative bank loan disbursed upto 31 March 2004	Bank Loan disbursed during 01 April 2004 - 31 March 2005	Cumulative bank loan disbursed upto 31 March 2005
<b>Meghalaya</b>							
1	Khasi Jaintia Ka GB	117		117	0.31		0.31
<b>Nagaland</b>							
1	Nagaland Rural Bank	24	4	28	2.88	0.78	3.66
<b>Tripura</b>							
1	Tripura Gramin Bank	714	347	1,061	4.71	6.41	11.12
<b>Arunachal Pradesh</b>							
1	Arunachal Pradesh RB	53	29	82	3.55	1.07	4.62
<b>Mizoram</b>							
1	Mizoram RB	21	4	25	2.42	0.2	2.62
1	Manipur RB	63	384	447	1.12	15.03	16.15
	<b>Sub-Total</b>	<b>9,521</b>	<b>9,449</b>	<b>18,970</b>	<b>117.45</b>	<b>156.33</b>	<b>273.78</b>
<b>Eastern Region</b>							
<b>Bihar</b>							
1	Beguserai KGB	45	26	71	0.81	5.88	6.69
2	Bhagalpur-Banka KGB	153	96	249	198.18	1.56	354.18
3	Bhojpur-Rohtas KGB	387	95	482	5.49	1.86	7.35
4	Champaran KGB	4,168	2,390	6,558	59.05	41.71	100.76
5	Gopalganj KGB	43	102	145	0.05	1.62	1.67
6	Kosi KGB	778	464	1,242	25.95	23.53	49.48
7	Madhubani KGB	168	84	252	2.13	4.97	7.1
8	Magadh KGB	2,942	102	3,044	22.69	2.16	24.85
9	Mithila KGB	140	88	228	12.87	2.97	15.84
10	Munger KGB	301	244	545	4.29	6.91	11.2

Sl. No.	Name of the RRB	Cumulative No. of SHGs provided with bank loan upto 31 March 2004	No. of SHGs provided with bank loan during 01 April 2004 - 31 March 2005	Cumulative No. of SHGs provided with bank loan upto 31 March 2005	Cumulative bank loan disbursed upto 31 March 2004	Bank Loan disbursed during 01 April 2004 - 31 March 2005	Cumulative bank loan disbursed upto 31 March 2005
11	Nalanda KGB	223	52	275	2.18	0.79	2.97
12	Pataliputra GB	91	28	119	1.61	0.40	2.01
13	Samastipur KGB	276	178	454	7.93	3.36	11.29
14	Saran KGB	422	252	674	5.76	4.90	10.66
15	Siwan	13	18	31	0.33	0.53	0.86
16	Vaishali KGB	766	556	1,322	13.14	9.01	22.15
	<b>TOTAL</b>	<b>10,916</b>	<b>4,775</b>	<b>15,691</b>	<b>166.26</b>	<b>112.16</b>	<b>278.42</b>
<b>Jharkhand</b>							
1	Ranchi KGB	784	599	1,383	24.62	12.1	36.72
2	Santhal Pargana KGB	962	320	1,282	13.53	5.18	18.71
3	Palamau KGB	294	126	420	5.72	2.38	8.1
4	Hazaribagh KGB	1,525	438	1,963	48.95	17.48	66.43
5	Singhbhum KGB	895	356	1,251	14.25	7.72	21.97
6	Giridih KGB	346	119	465	5.03	3.09	8.12
	<b>TOTAL</b>	<b>4,806</b>	<b>1,958</b>	<b>6,764</b>	<b>112.10</b>	<b>47.95</b>	<b>160.05</b>
<b>Orissa</b>							
1	Baitrarani Gramya Bank	3,061	2,525	5,586	41	53.6	94.6
2	Balasore Gramya Bank	1,937	896	2,833	20.31	17.67	37.98
3	Bolangir Anchalik Gramya Bank	6,683	4,218	10,901	115.56	94.64	210.2
4	Cuttack Gramya Bank	2,985	1,844	4,829	43.47	40.23	83.7
5	Dhenkanal Gramya Bank	2,658	727	3,385	76.2	18.5	94.7
6	Kalahandi Anchalik Gramya Bank	9,340	2,849	12,189	132.12	76.34	208.46
7	Koraput Panchabati Gramya Bank	9,922	3,989	13,911	181	161.08	342.08
8	Puri Gramya Bank	2,951	1,151	4,102	36.34	28.55	64.89
9	Rushikulya Gramya Bank	3,969	1,080	5,049	77.4	39	116.4
	<b>TOTAL</b>	<b>43,506</b>	<b>19,279</b>	<b>62,785</b>	<b>723.40</b>	<b>529.61</b>	<b>1,253.01</b>

(Rs. million)

Sl. No.	Name of the RRB	Cumulative No. of SHGs provided with bank loan upto 31 March 2004	No. of SHGs provided with bank loan during 01 April 2004 - 31 March 2005	Cumulative No. of SHGs provided with bank loan upto 31 March 2005	Cumulative bank loan disbursed upto 31 March 2004	Bank Loan disbursed during 01 April 2004 - 31 March 2005	Cumulative bank loan disbursed upto 31 March 2005
<b>West Bengal</b>							
1	Bardhaman Gramin Bank	143	184	327	3.3	4.88	8.18
2	Gaur Gramin Bank	883	835	1,718	9.06	2.15	11.21
3	Howrah Gramin Bank	683	226	909	27.63	5.68	33.31
4	Mallabhum Gramin Bank	1,250	3,439	4,689	23.63	33	56.63
5	Mayurakshi Gramin Bank	1,094	1,035	2,129	66.62	47.33	113.95
6	Murshidabad Gramin Bank	512	279	791	9.18	0.53	9.71
7	Nadia Gramin Bank	4,194	2,468	6,662	21.25	57.38	78.63
8	Sagar Gramin Bank	3,863	1,526	5,389	20.2	8.7	28.9
9	Uttarbanga KGB	1,324	2,699	4,023	27.54	22.1	49.64
	<b>TOTAL</b>	<b>13,946</b>	<b>12,691</b>	<b>26,637</b>	<b>208.41</b>	<b>181.75</b>	<b>390.16</b>
	<b>Sub-Total</b>	<b>73,174</b>	<b>38,703</b>	<b>111,877</b>	<b>1,210.17</b>	<b>871.47</b>	<b>2,081.64</b>
<b>Central Region</b>							
	<b>Chhattisgarh</b>						
1	Bastar KGB	814	1,663	2,477	3.48	18.05	21.53
2	Bilaspur Raipur KGB	339	149	488	4.85	1.73	6.58
3	Durg Rajnandgaon KGB	4,224	229	4,453	37.49	2.11	39.6
4	Raigarh KGB	385	1,575	1,960	4.57	17.84	22.41
5	Sarguja KGB	117	36	153	0.88	0.39	1.27
	<b>TOTAL</b>	<b>5,879</b>	<b>3,652</b>	<b>9,531</b>	<b>51.27</b>	<b>40.12</b>	<b>91.39</b>
<b>Madhya Pradesh</b>							
1	Bundelkhand GB	248	92	340	2.49	1	3.49
2	Chambal RRB	58	36	94	1.99	0.71	2.7
3	Chhindwara-Seoni KGB	643	190	833	6.64	1.9	8.54
4	Damoh-panna-Sagar RRB	58	59	117	3.31	0.68	3.99
5	Dewas-Shajapur KGB	1,425	201	1,626	33.68	8.38	42.06
6	Gwalior-Datia KGB	622	14	636	5.07	0.88	5.95



Sl. No.	Name of the RRB	Cumulative No. of SHGs provided with bank loan upto 31 March 2004	No. of SHGs provided with bank loan during 01 April 2004 - 31 March 2005	Cumulative No. of SHGs provided with bank loan upto 31 March 2005	Cumulative bank loan disbursed upto 31 March 2004	Bank Loan disbursed during 01 April 2004 - 31 March 2005	Cumulative bank loan disbursed upto 31 March 2005
7	Hoshangabad KGB	854	213	1,067	9.66	5.89	15.55
8	Indore-Ujjain KGB	253	96	349	4.23	1.39	5.62
9	Jhabua-Dhar KGB	5,391	1,973	7,364	107.8	43.54	151.34
10	Mahakaushal KGB	170	75	245	1.98	0.87	2.85
11	Mandla-Balghat KGB	49	164	213	0.41	10.83	11.24
12	Nimar KGB	931	191	1,122	17.95	8.43	26.38
13	Rajgarh-Sehore KGB	281	78	359	8.8	3.17	11.97
14	Ratlam-Mandsaur KGB	367	209	576	7.16	10.36	17.52
15	Rewa-Sidhi KGB	45	5	50	0.76	0.05	0.81
16	Shahdol KGB	142	66	208	2.79	6.64	9.43
17	Sharda KGB	1,183	98	1,281	9.47	1.67	11.14
18	Shivpuri-Guns KGB	707	424	1,131	14.29	8.1	22.39
19	Vidisha-Bhopal KGB	59	8	67	2.42	0.89	3.31
	<b>TOTAL</b>	<b>13,486</b>	<b>4,192</b>	<b>17,678</b>	<b>240.90</b>	<b>115.38</b>	<b>356.28</b>
<b>Uttaranchal</b>							
1	Alaknanda Gramin Bank	212	46	258	15.28	6.06	21.34
2	Ganga Yamuna Gramin Bank	576	147	723	17.83	12.74	30.57
3	Nainital Almora KGB	550	226	776	17.79	19.56	37.35
4	Pithoragarh KGB	243	109	352	11.52	10.84	22.36
5	01 Branch of Vidur Gramin Bank, Bijnor (UP) in Haridwar Distt.			4	4	0.06	0.06
	<b>TOTAL</b>	<b>1,581</b>	<b>532</b>	<b>2,113</b>	<b>62.42</b>	<b>49.26</b>	<b>111.68</b>
<b>Uttar Pradesh</b>							
1	Aligarh KGB	943	432	1,375	28.13	5.62	33.75
2	Allahabad GB	2,978	383	3,361	44.63	21.38	66.01
3	Avadh GB	1,744	686	2,430	39.94	29.21	69.15
4	Ballia KGB	1,163	411	1,574	27.45	13.91	41.36
5	Barabanki GB	1,263	479	1,742	16.86	51.74	68.6
6	Bareilly KGB	1,427	569	1,996	38.7	90.44	129.14
7	Basti GB	1,669	202	1,871	9.26	36.9	46.16

(Rs. million)

Sl. No.	Name of the RRB	Cumulative No. of SHGs provided with bank loan upto 31 March 2004	No. of SHGs provided with bank loan during 01 April 2004 - 31 March 2005	Cumulative No. of SHGs provided with bank loan upto 31 March 2005	Cumulative bank loan disbursed upto 31 March 2004	Bank Loan disbursed during 01 April 2004 - 31 March 2005	Cumulative bank loan disbursed upto 31 March 2005
8	Bhagirath GB	742	416	1,158	117.73	38.6	156.33
9	Chhatrasal GB	918	1,165	2,083	32.17	6.87	39.04
10	Devipatan KGB	668	567	1,235	23.21	14.18	37.39
11	Etah KGB	1,184	265	1,449	19.89	0.4	20.29
12	Etawah KGB	1,837	869	2,706	30.66	33.77	64.43
13	Faizabad KGB	618	151	769	27.14	0.88	28.02
14	Farrukhabad GB	1,427	637	2,064	71.91	25.33	97.24
15	Fatepur KGB	696	244	940	11.37	18.4	29.77
16	Gomti GB	1,820	461	2,281	16.9	18.35	35.25
17	Gorakhpur KGB	5,161	3,636	8,797	138.41	67.8	206.21
18	Hindon GB	264	22	286	13.04	1.86	14.9
19	Jamuna GB	646	317	963	18.9	3.95	22.85
20	Kanpur KGB	2,384	300	2,684	24.95	1.8	26.75
21	Kashi GB	1,124	324	1,448	18.09	16.56	34.65
22	Kisan GB	360	107	467	7.69	5.8	13.49
23	Kshetriya Kisan GB	858	120	978	23.78	2.3	26.08
24	Muzzafamagar KGB	407	85	492	3.07	7.67	10.74
25	Pratapgarh KGB	2,114	658	2,772	44.64	52.08	96.72
26	Prathma Bank	5,847	2,090	7,937	103.25	94.51	197.76
27	Raebareli KGB	2,767	950	3,717	48.04	66.36	114.4
28	Rani Laxmibai KGB	328	89	417	6.6	1.61	8.21
29	Samyut KGB	3,032	1,216	4,248	44.4	2.53	46.93
30	Sarayu KGB	71	146	217	4.35	3.95	8.3
31	Shahjahanpur KGB	113	202	315	1.73	2.22	3.95
32	Shravasthi KGB	1,088	855	1,943	30.18	11.39	41.57
33	Sultanpur KGB	1,980	625	2,605	43.84	40.77	84.61
34	Tulsi GB	423	465	888	8.09	7.6	15.69
35	Vidur GB	289	134	423	5.4	3.47	8.87
36	Vindyasasini GB	652	455	1,107	5.58	0.51	6.09
	<b>TOTAL</b>	<b>51,005</b>	<b>20,733</b>	<b>71,738</b>	<b>1,149.98</b>	<b>800.72</b>	<b>1,950.70</b>
	<b>Sub-Total</b>	<b>71,951</b>	<b>29,109</b>	<b>101,060</b>	<b>1,504.57</b>	<b>1,005.48</b>	<b>2,510.05</b>



Sl. No.	Name of the RRB	Cumulative No. of SHGs provided with bank loan upto 31 March 2004	No. of SHGs provided with bank loan during 01 April 2004 - 31 March 2005	Cumulative No. of SHGs provided with bank loan upto 31 March 2005	Cumulative bank loan disbursed upto 31 March 2004	Bank Loan disbursed during 01 April 2004 - 31 March 2005	Cumulative bank loan disbursed upto 31 March 2005
<b>Western Region</b>							
<b>Gujarat</b>							
1	Banaskantha Mehsana GB	385	103	488	3.46	1.93	5.39
2	Jamnagar-Rajkot GB	82	17	99	2.34	0.14	2.48
3	Junagadh Amreli GB	104	5	109	2.74	0.74	3.48
4	Kutch GB	272	35	307	3.90	0.13	4.03
5	Panchmahal Vadodara GB	1,701	201	1,902	29.75	6.05	35.80
6	Sabarkantha Gandhinagar GB	910	27	937	7.30	2.35	9.65
7	Surat Bharuch GB	761	90	851	22.75	5.01	27.76
8	Surendranagar Bhavnagar GB	242	56	298	7.91	2.60	10.51
9	Valsad Dang GB	138	5	143	0.25	0.03	0.28
	<b>TOTAL</b>	<b>4,595</b>	<b>539</b>	<b>5,134</b>	<b>80.40</b>	<b>18.98</b>	<b>99.38</b>
<b>Maharashtra</b>							
1	Akola RRB	2,993	290	3,283	57.52	21.86	79.38
2	Aurangabad Jalna RRB	1,891	521	2,412	67.43	40.74	108.17
3	Bhandara RRB	815	1,133	1,948	17.54	33.19	50.73
4	Buldhana RRB	100	11	111	2.00	0.60	2.60
5	Chandrapur Gadchiroli RRB	2,991	1,542	4,533	89.95	73.99	163.94
6	Marathwada RRB	2,062	1,763	3,825	32.33	44.15	76.48
7	Ratnagiri Sindhudurg RRB	379	228	607	7.00	6.93	13.93
8	Solapur RRB	404	181	585	18.35	12.10	30.45
9	Thane RRB	41	8	49	0.79	0.14	0.93
10	Yavatmal RRB	838	520	1,358	27.04	11.92	38.96
	<b>TOTAL</b>	<b>12,514</b>	<b>6,197</b>	<b>18,711</b>	<b>319.95</b>	<b>245.62</b>	<b>565.57</b>
	<b>Sub-Total</b>	<b>17,109</b>	<b>6,736</b>	<b>23,845</b>	<b>400.35</b>	<b>264.60</b>	<b>664.95</b>

(Rs. million)

Sl. No.	Name of the RRB	Cumulative No. of SHGs provided with bank loan upto 31 March 2004	No. of SHGs provided with bank loan during 01 April 2004 - 31 March 2005	Cumulative No. of SHGs provided with bank loan upto 31 March 2005	Cumulative bank loan disbursed upto 31 March 2004	Bank Loan disbursed during 01 April 2004 - 31 March 2005	Cumulative bank loan disbursed upto 31 March 2005
<b>Southern Region</b>							
<b>Andhra Pradesh</b>							
1	Chaitanya Gr. Bank	3,367	1,341	4,708	200.16	125.79	325.95
2	Godavari Gr. Bank	4,872	962	5,834	208.34	122.53	330.87
3	Golconda Gr. Bank	2,185	264	2,449	74.25	24.06	98.31
4	Kakatiya Gr. Bank	8,039	798	8,837	340.19	114.47	454.66
5	Kanakadurga Gr. Bank	2,322	374	2,696	96.64	55.89	152.53
6	Manjira Gr. Bank	8,343	2,025	10,368	300.28	200.09	500.37
7	Nagarjuna Gr. Bank	18,643	4,311	22,954	547.43	295.42	842.85
8	Pinakini Gr. Bank	5,794	1,553	7,347	316.72	142.47	459.19
9	Rayalaseema Gr. Bank	11,725	4,665	16,390	421.73	387.80	809.53
10	Sangameswara Gr. Bank	8,472	1,026	9,498	504.35	222.25	726.60
11	Shri Satavahana Gr. Bank	5,784	1,623	7,407	196.38	84.64	281.02
12	Shri Venkateswara Gr. Bank	6,565	2,288	8,853	469.54	300.43	769.97
13	Sree Anantha Gr. Bank	5,908	2,026	7,934	257.20	122.24	379.44
14	Sri Saraswathi Gr. Bank	8,116	2,408	10,524	310.84	166.18	477.02
15	Sri Visakha Gr. Bank	27,906	3,837	31,743	1,171.45	598.45	1,769.90
16	Srirama Gr. Bank	2,429	406	2,835	131.41	49.20	180.61
	<b>TOTAL</b>	<b>130,470</b>	<b>29,907</b>	<b>160,377</b>	<b>5,546.91</b>	<b>3,011.91</b>	<b>8,558.82</b>
<b>Karnataka</b>							
1	Bijapur Grameena Bank	1,408	539	1,947	51.20	33.02	84.22
2	Cauvery Grameena Bank	6,201	5,016	11,217	201.37	156.94	358.31
3	Chikmagalur-Kodagu Grameena Bank	256	238	494	8.42	11.32	19.74
4	Chitradurga Grameena Bank	4,617	1,482	6,099	142.13	117.50	259.63
5	Kalpataru Grameena Bank	3,487	3,055	6,542	114.01	290.42	404.43
6	Kolar Grameena Bank	2,068	1,062	3,130	53.65	42.31	95.96



Sl. No.	Name of the RRB	Cumulative No. of SHGs provided with bank loan upto 31 March 2004	No. of SHGs provided with bank loan during 01 April 2004 - 31 March 2005	Cumulative No. of SHGs provided with bank loan upto 31 March 2005	Cumulative bank loan disbursed upto 31 March 2004	Bank Loan disbursed during 01 April 2004 - 31 March 2005	Cumulative bank loan disbursed upto 31 March 2005
7	Krishna Grameena Bank	3,988	1,915	5,903	106.16	47.46	153.62
8	Malaprabha Grameena Bank	5,538	5,188	10,726	144.03	198.16	342.19
9	Netravati Grameena Bank	941	268	1,209	26.89	14.53	41.42
10	Sahyadri Grameena Bank	1,752	343	2,095	81.14	24.20	105.34
11	Tungabhadra Grameena Bank	5,562	3,733	9,295	124.39	105.44	229.83
12	Varada Grameena Bank	490	267	757	14.35	17.82	32.17
13	Vishveshvaraya Grameena Bank	779	995	1,774	26.99	43.48	70.47
	<b>TOTAL</b>	<b>37,087</b>	<b>24,101</b>	<b>61,188</b>	<b>1,094.73</b>	<b>1,102.60</b>	<b>2,197.33</b>
<b>Kerala</b>							
1	North Malabar GB	2,409	468	2,877	61.13	21.43	82.56
2	South Malabar GB	2,956	769	3,725	74.59	31.40	105.99
	<b>TOTAL</b>	<b>5,365</b>	<b>1,237</b>	<b>6,602</b>	<b>135.72</b>	<b>52.83</b>	<b>188.55</b>
<b>Tamil Nadu &amp; Union Territory of Pondicherry</b>							
1	Adhiyaman Grama Bank	3,532	1,130	4,662	395.49	328.53	724.02
2	Pandiyan Grama Bank	33,169	6,822	39,991	1758.47	1033.40	2,791.87
3	Vallalar Grama Bank	3,193	380	3,573	103.02	59.49	162.51
	<b>TOTAL</b>	<b>39,894</b>	<b>8,332</b>	<b>48,226</b>	<b>2,256.98</b>	<b>1,421.42</b>	<b>3,678.40</b>
	<b>Sub Total</b>	<b>212,816</b>	<b>63,577</b>	<b>276,393</b>	<b>9,034.34</b>	<b>5,588.76</b>	<b>14,623.10</b>
	<b>GRAND TOTAL</b>	<b>405,998</b>	<b>157,848</b>	<b>563,846</b>	<b>12,782.58</b>	<b>8,212.89</b>	<b>20,995.47</b>

## STATEMENT VI

### SHG-Bank Linkage - Physical & Financial Progress of Participating Co-operative Banks upto 31 March 2005

(Rs. million)

Sl.No.	Name of the DCCB	Cumulative No. of SHGs provided with bank loan upto 31 March 2004	No. of SHGs provided with bank loan during 01 April 2004 to 31 March 2005	Cumulative No. of SHGs provided with bank loan upto 31 March 2005	Cumulative bank loan disbursed upto 31 March 2004	Bank Loan disbursed during 01 April 2004 to 31 March 2005	Cumulative bank loan disbursed upto 31 March 2005
<b>Northern Region</b>							
<b>Haryana</b>							
1	Fatehabad DCCB	10		10	0.45		0.45
2	Hissar DCCB	24		24	0.60		0.60
3	Jind DCCB		7	7		0.34	0.34
4	Panipat DCCB	2	1	3	0.05	0.03	0.08
5	Sirsa DCCB	1		1	0.03		0.03
	<b>TOTAL</b>	<b>37</b>	<b>8</b>	<b>45</b>	<b>1.13</b>	<b>0.37</b>	<b>1.50</b>
<b>Himachal Pradesh</b>							
1	Himachal Pradesh State Cooperative Bank	1,956	878	2,834	33.80	30.08	63.88
2	Jogindra Central Cooperative Bank Limited	1,574	213	1,787	80.23	36.77	117.00
3	Kangra Central Cooperative Bank	2,261	469	2,730	56.06	27.15	83.21
	<b>TOTAL</b>	<b>5,791</b>	<b>1,560</b>	<b>7,351</b>	<b>170.09</b>	<b>94.00</b>	<b>264.09</b>
<b>Punjab</b>							
1	Amritsar CCB	69	33	102	3.38	1.95	5.33
2	Bathinda CCB	42	20	62	1.40	0.96	2.36
3	Faridkot CCB	153	144	297	10.31	6.66	16.97
4	Fatehgarh Sahib CCB	188	84	272	6.21	4.37	10.58
5	Ferozepur CCB	11	4	15	0.17	0.19	0.36

Sl.No.	Name of the DCCB	Cumulative No. of SHGs provided with bank loan upto 31 March 2004	No. of SHGs provided with bank loan during 01 April 2004 to 31 March 2005	Cumulative No. of SHGs provided with bank loan upto 31 March 2005	Cumulative bank loan disbursed upto 31 March 2004	Bank Loan disbursed during 01 April 2004 to 31 March 2005	Cumulative bank loan disbursed upto 31 March 2005
6	Fazilka		2	2		0.06	0.06
7	Gurudaspur CCB	16	2	18	0.38	0.08	0.46
8	Hoshiarpur CCB	14	12	26	0.43	0.27	0.70
9	Jalandhar CCB	19	128	147	0.71	4.03	4.74
10	Kapurthala CCB	1		1	0.04		0.04
11	Ludhiana CCB	7	4	11	0.20	0.10	0.30
12	Mansa		3	3		0.08	0.08
13	Moga CCB	12	89	101	0.41	4.11	4.52
14	Muktsar CCB	15	5	20	0.48	0.08	0.56
15	Nawashahr CCB	13	11	24	0.35	0.35	0.70
16	Patiala CCB	46	19	65	2.16	0.94	3.10
17	Ropar CCB	64	31	95	2.47	1.32	3.79
18	Sangrur CCB	37		37	1.22		1.22
19	Tarantaran CCB	1		1	0.05		0.05
	<b>TOTAL</b>	<b>708</b>	<b>591</b>	<b>1,299</b>	<b>30.37</b>	<b>25.55</b>	<b>55.92</b>
<b>Jammu &amp; Kashmir</b>							
1	Ananthnag CCB	96	10	106	6.47	0.26	6.73
2	J & K State Coop Bank	162	28	190	7.47	1.56	9.03
3	Jammu Central Coop. Bank	5	1	6	0.06	0.49	0.55
	<b>TOTAL</b>	<b>263</b>	<b>39</b>	<b>302</b>	<b>14.00</b>	<b>2.31</b>	<b>16.31</b>
<b>Rajasthan</b>							
1	Ajmer DCCB	1,374	830	2,204	35.30	31.10	66.40
2	Alwar DCCB	354	214	568	13.51	10.17	23.68
3	Banswara DCCB	2		2	0.05		0.05
4	Barmer DCCB	62	84	146	1.42	5.36	6.78



(Rs. million)

Sl.No.	Name of the DCCB	Cumulative No. of SHGs provided with bank loan upto 31 March 2004	No. of SHGs provided with bank loan during 01 April 2004 to 31 March 2005	Cumulative No. of SHGs provided with bank loan upto 31 March 2005	Cumulative bank loan disbursed upto 31 March 2004	Bank Loan disbursed during 01 April 2004 to 31 March 2005	Cumulative bank loan disbursed upto 31 March 2005
5	Bharatpur DCCB	84	397	481	0.93	10.84	11.77
6	Bhilwara DCCB	318	248	566	3.82	2.94	6.76
7	Bikaner DCCB	33	19	52	0.35	0.21	0.56
8	Bundi DCCB	8	11	19		0.69	0.69
9	Chittorgarh DCCB	85	186	271	1.56	1.69	3.25
10	Churu DCCB	68	130	198	0.51	2.12	2.63
11	Dausa DCCB	26	87	113	0.49	0.42	0.91
12	Dungarpur DCCB		36	36		3.30	3.30
13	Hanumangarh DCCB	2		2	0.02		0.02
14	Jaipur DCCB	775	855	1,630	16.41	7.70	24.11
15	Jalore DCCB	10	14	24	0.24	0.75	0.99
16	Jhalawar DCCB	87	63	150	0.91	1.96	2.87
17	Jhunjhunu DCCB	51	16	67	0.46	0.10	0.56
18	Jodhpur DCCB	305	225	530	8.04	8.31	16.35
19	Karoli DCCB	17		17	0.04		0.04
20	Kota DCCB	60	114	174	1.15	1.67	2.82
21	Nagaur DCCB		13	13		0.13	0.13
22	Pali DCCB	15	27	42	0.81	1.89	2.70
23	Rajsamand DCCB		199	199		3.84	3.84
24	Sawai Madhopur DCCB	103	195	298	2.17	3.34	5.51
25	Sikar DCCB	159	143	302	2.31	2.16	4.47
26	Sirohi DCCB	10	78	88	0.21	2.15	2.36
27	Sriganganagar DCCB	150	17	167	1.98	2.12	4.10
28	Tonk DCCB	206	111	317	5.47	5.03	10.50
29	Udaipur DCCB	2	90	92	0.21	1.37	1.58
	<b>TOTAL</b>	<b>4,374</b>	<b>4,402</b>	<b>8,776</b>	<b>98.37</b>	<b>109.43</b>	<b>207.80</b>
	<b>Sub-Total</b>	<b>11,173</b>	<b>6,600</b>	<b>17,773</b>	<b>313.96</b>	<b>231.66</b>	<b>545.62</b>

Sl.No.	Name of the DCCB	Cumulative No. of SHGs provided with bank loan upto 31 March 2004	No. of SHGs provided with bank loan during 01 April 2004 to 31 March 2005	Cumulative No. of SHGs provided with bank loan upto 31 March 2005	Cumulative bank loan disbursed upto 31 March 2004	Bank Loan disbursed during 01 April 2004 to 31 March 2005	Cumulative bank loan disbursed upto 31 March 2005
<b>North Eastern Region</b>							
<b>Assam</b>							
1	Sibsagar DCCB	30		30	0.59		0.59
2	Assam Cooperative Apex Bank Ltd (SCB)	308	911	1,219	3.95	26.48	30.43
3	Urban Co-operative Banks	30	4	34	0.38	0.06	0.44
	<b>TOTAL</b>	<b>368</b>	<b>915</b>	<b>1,283</b>	<b>4.92</b>	<b>26.54</b>	<b>31.46</b>
<b>Sikkim</b>							
1	Sikkim State Cooperative Bank	5	1	6	0.08	0.09	0.17
<b>Tripura</b>							
1	Tripura State Cooperative Bank	73	15	88	0.26	0.19	0.45
<b>Meghalaya</b>							
1	Meghalaya State Cooperative Bank	10	3	13	0.38	0.18	0.56
<b>Arunachal Pradesh</b>							
1	Arunachal Pradesh State Cooperative Bank	22	5	27	1.47	0.14	1.61
<b>Mizoram</b>							
1	Mizoram Co-operative Apex Bank		2	2		0.15	0.15
	<b>Sub-Total</b>	<b>478</b>	<b>941</b>	<b>1,419</b>	<b>7.11</b>	<b>27.29</b>	<b>34.40</b>

(Rs. million)

Sl.No.	Name of the DCCB	Cumulative No. of SHGs provided with bank loan upto 31 March 2004	No. of SHGs provided with bank loan during 01 April 2004 to 31 March 2005	Cumulative No. of SHGs provided with bank loan upto 31 March 2005	Cumulative bank loan disbursed upto 31 March 2004	Bank Loan disbursed during 01 April 2004 to 31 March 2005	Cumulative bank loan disbursed upto 31 March 2005
<b>Eastern Region</b>							
	<b>Bihar</b>						
1	Bhagalpur DCCB	39		39	2.95		2.95
2	Sitamarhi DCCB	20		20	0.30		0.30
3	Magadh DCCB	33		33	0.09		0.09
4	Munger-Jamui DCCB	41		41	0.99		0.99
	<b>TOTAL</b>	<b>133</b>	<b>0</b>	<b>133</b>	<b>4.33</b>	<b>0.00</b>	<b>4.33</b>
<b>Orissa</b>							
1	Angul United DCCB	989	610	1,599	19.57	19.18	38.75
2	Aska DCCB	110	80	190	0.69	1.26	1.95
3	Balasore DCCB	715	402	1,117	13.74	9.17	22.91
4	Berhampur DCCB	479	85	564	26.55	5.65	32.20
5	Bhawanipatna DCCB	61	12	73	0.83	0.53	1.36
6	Bolangir DCCB	1,008	157	1,165	13.92	5.86	19.78
7	Boudh DCCB	356	98	454	4.45	1.84	6.29
8	Cuttack DCCB	274	99	373	8.09	1.23	9.32
9	Keonjhar DCCB	139	97	236	2.26	2.82	5.08
10	Khurda DCCB	28	117	145	1.75	4.19	5.94
11	Koraput DCCB	2,514	700	3,214	30.37	23.32	53.69
12	Nayagarh DCCB	213	115	328	2.92	2.80	5.72
13	Sambalpur DCCB	376	434	810	5.13	8.65	13.78
14	Sundergarh DCCB	719	415	1,134	4.96	10.58	15.54
15	United Puri Nimapara DCCB	65	36	101	0.69	0.37	1.06
16	Banki DCCB	39	24	63	1.51	0.44	1.95
17	Mayurbhanj DCCB	38	24	62	0.49	0.13	0.62
	<b>TOTAL</b>	<b>8,123</b>	<b>3,505</b>	<b>11,628</b>	<b>137.92</b>	<b>98.00</b>	<b>235.92</b>



Sl.No.	Name of the DCCB	Cumulative No. of SHGs provided with bank loan upto 31 March 2004	No. of SHGs provided with bank loan during 01 April 2004 to 31 March 2005	Cumulative No. of SHGs provided with bank loan upto 31 March 2005	Cumulative bank loan disbursed upto 31 March 2004	Bank Loan disbursed during 01 April 2004 to 31 March 2005	Cumulative bank loan disbursed upto 31 March 2005
<b>West Bengal</b>							
1	Balageria CCB	1,259		1,259	10.80	4.34	15.14
2	Balurghat DCCB	282	243	525	3.20	3.52	6.72
3	Bankura DCCB	3,262	1,310	4,572	30.58	26.29	56.87
4	Bardhaman DCCB	1,063	780	1,843	8.48	4.86	13.34
5	Birbhum DCCB	291	267	558	3.86	4.60	8.46
6	Darjeeling DCCB	26		26	0.56		0.56
7	Hooghly DCCB	7,486	6,414	13,900	109.35	66.67	176.02
8	Howrah DCCB	541	107	648	4.88	3.97	8.85
9	Jalpaiguri CCB	354	364	718	3.68	4.79	8.47
10	Malda DCCB	1,128	808	1,936	14.16	17.08	31.24
11	Mugberia CCB	3,947	628	4,575	17.49	13.70	31.19
12	Murshidabad DCCB	1,885	671	2,556	19.46	6.94	26.40
13	Nadia DCCB	1,063	479	1,542	8.30	10.50	18.80
14	Purulia DCCB	245	41	286	5.47	0.61	6.08
15	Raiganj DCCB	1,037	1,716	2,753	5.67	13.67	19.34
16	Tamluk Ghatal CCB	447	217	664	9.13	3.44	12.57
17	Vidyasagar CCB	299	1,060	1,359	10.40	21.05	31.45
18	WBSCB (Cooch Behar)	170	285	455	1.03	1.87	2.90
19	WBSCB (North Unit)	1,038	471	1,509	7.37	5.05	12.42
20	WBSCB (South Unit)	1,240	349	1,589	10.97	8.29	19.26
	<b>TOTAL</b>	<b>27,063</b>	<b>16,210</b>	<b>43,273</b>	<b>284.84</b>	<b>221.24</b>	<b>506.08</b>
<b>UT of A &amp; N Islands</b>							
1	Andaman & Nicobar SCB	66	53	119	2.62	1.55	4.17
	<b>Sub-Total</b>	<b>35,385</b>	<b>19,768</b>	<b>55,153</b>	<b>429.71</b>	<b>320.79</b>	<b>750.50</b>

(Rs. million)

Sl.No.	Name of the DCCB	Cumulative No. of SHGs provided with bank loan upto 31 March 2004	No. of SHGs provided with bank loan during 01 April 2004 to 31 March 2005	Cumulative No. of SHGs provided with bank loan upto 31 March 2005	Cumulative bank loan disbursed upto 31 March 2004	Bank Loan disbursed during 01 April 2004 to 31 March 2005	Cumulative bank loan disbursed upto 31 March 2005
<b>Central Region</b>							
<b>Madhya Pradesh</b>							
1	Badwani CCB	15		15	0.19		0.19
2	Betul CCB			0			
3	Chhatarpur CCB	31	16	47	0.31	0.42	0.73
4	Chhindwara		5	5		0.06	0.06
5	Dewas CCB	51	37	88	0.51	0.64	1.15
6	Dhar CCB	107		107	1.06		1.06
7	Gwalior CCB	20		20	0.20		0.20
8	Hoshangabad CCB	50		50	0.43		0.43
9	Indore CCB	226	37	263	1.60	0.25	1.85
10	Jabalpur CCB	13		13	0.05		0.05
11	Jhabua CCB	216	116	332	25.92	0.98	26.90
12	Khandwa CCB	711	17	728	3.53	0.78	4.31
13	Khargone CCB	88	62	150	2.88	1.12	4.00
14	Mandla CCB		7	7		0.06	0.06
15	Mandsaur CCB	567	217	784	14.41	17.34	31.75
16	Morena CCB	6	4	10	0.17	0.08	0.25
17	Narsinghpur		18	18		0.17	0.17
18	Raisen CCB	39		39	0.76		0.76
19	Rajgarh CCB	2		2	0.08		0.08
20	Ratlam CCB	38	4	42	0.19	0.02	0.21
21	Rewa CCB	10		10	0.13		0.13
22	Sagar CCB	75	1	76	0.24	0.01	0.25
23	Satna CCB	33		33	0.22		0.22
24	Shahdol CCB	17	22	39	0.14	2.71	2.85

Sl.No.	Name of the DCCB	Cumulative No. of SHGs provided with bank loan upto 31 March 2004	No. of SHGs provided with bank loan during 01 April 2004 to 31 March 2005	Cumulative No. of SHGs provided with bank loan upto 31 March 2005	Cumulative bank loan disbursed upto 31 March 2004	Bank Loan disbursed during 01 April 2004 to 31 March 2005	Cumulative bank loan disbursed upto 31 March 2005
25	Shajapur CCB	7		7	0.90		0.90
26	Sheopur CCB	5		5	0.13		0.13
27	Ujjain CCB	103	197	300	0.83	1.55	2.38
28	Vidisha CCB	92	1	93	0.80	0.04	0.84
29	Laxmibai Nagrik Saha. Bank, Gwalior		96	96		0.97	0.97
	<b>TOTAL</b>	<b>2,522</b>	<b>857</b>	<b>3,379</b>	<b>55.68</b>	<b>27.20</b>	<b>82.88</b>
<b>Chhattisgarh</b>							
1	Ambikapur DCCB	22	20	42	0.39	0.21	0.60
2	Bastar DCCB	81		81	0.84		0.84
3	Bilaspur DCCB	45	4	49	0.99	0.08	1.07
4	Durg DCCB	709	36	745	3.15	0.45	3.60
5	Jagdalpur DCCB	65	1,494	1,559	0.60	13.97	14.57
6	Mahasammund DCCB	24		24	0.33		0.33
7	Raigarh DCCB			0			
8	Raipur DCCB	217	56	273	1.26	0.76	2.02
9	Rajnandgaon DCCB	1,262	26	1,288	8.65	0.15	8.80
10	Sarguja DCCB	209		209	1.62		1.62
	<b>TOTAL</b>	<b>2,634</b>	<b>1,636</b>	<b>4,270</b>	<b>17.83</b>	<b>15.62</b>	<b>33.45</b>
<b>Uttaranchal</b>							
1	Almora DCCB	52	74	126	1.62	8.00	9.62
2	Chamoli Zila Sahkari Bank Ltd.	76	23	99	3.81	0.40	4.21
3	Dehradun DCCB	1,009	63	1,072	4.12	0.28	4.40
4	Haridwar DCCB	17	18	35	0.42	0.83	1.25
5	Kotdwar DCCB	161	5	166	1.92	1.83	3.75



(Rs. million)

Sl.No.	Name of the DCCB	Cumulative No. of SHGs provided with bank loan upto 31 March 2004	No. of SHGs provided with bank loan during 01 April 2004 to 31 March 2005	Cumulative No. of SHGs provided with bank loan upto 31 March 2005	Cumulative bank loan disbursed upto 31 March 2004	Bank Loan disbursed during 01 April 2004 to 31 March 2005	Cumulative bank loan disbursed upto 31 March 2005
6	Nainital DCCB	545	252	797	22.85	7.57	30.42
7	Pithoragarh Zila Sahkari Bank Ltd.	135	144	279	3.15	7.72	10.87
8	Tehri Grahwal DCCB	151	88	239	5.79	5.66	11.45
9	Uttarkashi Zila Sahkari Bank	114	44	158	2.83	0.66	3.49
10	Udham Singh Nagar		39	39		4.13	4.13
	<b>TOTAL</b>	<b>2,260</b>	<b>750</b>	<b>3,010</b>	<b>46.51</b>	<b>37.08</b>	<b>83.59</b>
<b>Uttar Pradesh</b>							
1	Agra DCCB	22	9	31	0.52	0.11	0.63
2	Aligarh DCCB	55	20	75	0.49	0.36	0.85
3	Allahabad DCCB	15	27	42	0.27	2.18	2.45
4	Azamgarh DCCB	13		13	0.11		0.11
5	Badaun DCCB	34		34	6.13		6.13
6	Bahraich DCCB	24	153	177	0.14	3.55	3.69
7	Ballia DCCB	2	10	12	0.03	0.25	0.28
8	Barabanki DCCB	29	1	30	0.78	0.01	0.79
9	Bareilly DCCB	45	57	102	0.85	1.37	2.22
10	Basti DCCB	2	40	42	0.05	2.25	2.30
11	Bijnore DCCB	28		28	0.23		0.23
12	Bulandshahr DCCB	17	19	36	0.21	0.45	0.66
13	Deoria DCCB	16	8	24	0.16	0.12	0.28
14	Etah DCCB	10	13	23	0.15	0.09	0.24
15	Etawah DCCB	12	33	45	0.08	0.77	0.85
16	Faizabad DCCB	120		120	0.63		0.63
17	Farrukhabad		3	3		0.02	0.02
18	Fatehpur DCCB	478	94	572	24.45	2.07	26.52

Sl.No.	Name of the DCCB	Cumulative No. of SHGs provided with bank loan upto 31 March 2004	No. of SHGs provided with bank loan during 01 April 2004 to 31 March 2005	Cumulative No. of SHGs provided with bank loan upto 31 March 2005	Cumulative bank loan disbursed upto 31 March 2004	Bank Loan disbursed during 01 April 2004 to 31 March 2005	Cumulative bank loan disbursed upto 31 March 2005
19	Firozabad DCCB	183	504	687	1.76	13.99	15.75
20	Ghaziabad DCCB	70	27	97	0.57	0.40	0.97
21	Ghazipur DCCB	6	2	8	0.06	0.03	0.09
22	Gorakhpur DCCB	144	47	191	0.54	0.04	0.58
23	Hamirpur DCCB	13	20	33	0.10	0.29	0.39
24	Hardoi DCCB	7	3	10	0.05	0.03	0.08
25	Jalaun DCCB	72	130	202	1.81	3.36	5.17
26	Jaunpur DCCB	29	1	30	0.39		0.39
27	Jhansi DCCB	2	17	19	0.03	1.41	1.44
28	Lakhimpur-Kheri DCCB	68	150	218	0.94	3.73	4.67
29	Maharajganj DCCB	4		4	0.00		0.00
30	Lalitpur DCCB	3	12	15	0.02	0.07	0.09
31	Lucknow DCCB	3	8	11	0.03	0.04	0.07
32	Mainpuri DCCB	33	10	43	0.22	0.06	0.28
33	Mathura DCCB	32	31	63	1.08	0.59	1.67
34	Mau DCCB	5	5	10	0.05	0.02	0.07
35	Meerut DCCB	64	47	111	0.68	1.17	1.85
36	Mirzapur DCCB	76	64	140	0.57	1.54	2.11
37	Moradabad DCCB	145	29	174	1.85	0.91	2.76
38	Muzaffarnagar DCCB	73	25	98	0.47	0.73	1.20
39	Pilibhit DCCB	32	22	54	0.63	0.52	1.15
40	Pratapgarh DCCB	91	37	128	0.88	0.13	1.01
41	Raebareli DCCB	79	10	89	0.99	0.30	1.29
42	Rampur DCCB	60	20	80	0.65	0.13	0.78
43	Sidharthnagar		3	3		0.07	0.07
44	Saharanpur DCCB	26	55	81	0.11	1.48	1.59

(Rs. million)

Sl.No.	Name of the DCCB	Cumulative No. of SHGs provided with bank loan upto 31 March 2004	No. of SHGs provided with bank loan during 01 April 2004 to 31 March 2005	Cumulative No. of SHGs provided with bank loan upto 31 March 2005	Cumulative bank loan disbursed upto 31 March 2004	Bank Loan disbursed during 01 April 2004 to 31 March 2005	Cumulative bank loan disbursed upto 31 March 2005
45	Shahajhanpur DCCB	28	13	41	0.32	0.27	0.59
46	Shrawasti DCCB	1		1	0.00		0.00
47	Sitapur DCCB	8		8	0.01		0.01
48	Sultanpur DCCB	65	45	110	0.93	1.03	1.96
49	Unnao		14	14		0.25	0.25
50	Varanasi DCCB	1		1	0.01		0.01
	<b>TOTAL</b>	<b>2,345</b>	<b>1,838</b>	<b>4,183</b>	<b>51.03</b>	<b>46.19</b>	<b>97.22</b>
	<b>Sub-Total</b>	<b>9,761</b>	<b>5,081</b>	<b>14,842</b>	<b>171.05</b>	<b>126.09</b>	<b>297.14</b>
<b>Western Region</b>							
	<b>Goa</b>						
1	The Goa State Co-op. Bank Ltd.	<b>98</b>	<b>73</b>	<b>171</b>	<b>7.03</b>	<b>6.18</b>	<b>13.21</b>
<b>Gujarat</b>							
1	Ahmedabad DCCB	51	7	58	0.37	0.10	0.47
2	Amreli DCCB	90	18	108	1.83	0.30	2.13
3	Banaskantha DCCB	269	65	334	2.82	5.11	7.93
4	Bharuch DCCB	376	138	514	10.70	16.00	26.70
5	Bhavnagar DCCB	4	28	32	0.03	2.68	2.71
6	Jamnagar DCCB	8		8	0.31		0.31
7	Junagadh DCCB	46		46	0.23		0.23
8	Kheda DCCB	11		11	0.11		0.11
9	Kutch DCCB	4		4	0.04		0.04
10	Kodinar DCCB			0			
11	Mehsana DCCB	74	81	155	0.85	1.03	1.88
12	Panchmahal DCCB	166		166	0.76		0.76



Sl.No.	Name of the DCCB	Cumulative No. of SHGs provided with bank loan upto 31 March 2004	No. of SHGs provided with bank loan during 01 April 2004 to 31 March 2005	Cumulative No. of SHGs provided with bank loan upto 31 March 2005	Cumulative bank loan disbursed upto 31 March 2004	Bank Loan disbursed during 01 April 2004 to 31 March 2005	Cumulative bank loan disbursed upto 31 March 2005
13	Rajkot DCCB	162	32	194	1.36	0.93	2.29
14	Sabarkantha DCCB	244	115	359	7.59	6.03	13.62
15	Surat DCCB	27	68	95	0.20	8.94	9.14
16	Surendranagar DCCB	2		2	0.50		0.50
17	Vadodara DCCB	5		5	0.02		0.02
18	Valsad DCCB	14	13	27	0.14	0.04	0.18
	<b>TOTAL</b>	<b>1,553</b>	<b>565</b>	<b>2,118</b>	<b>27.86</b>	<b>41.16</b>	<b>69.02</b>
<b>Maharashtra</b>							
1	Ahmednagar DCCB	27	146	173	0.94	3.14	4.08
2	Akola DCCB	58	125	183	1.60	2.79	4.39
3	Amravati DCCB	753	132	885	36.37	20.86	57.23
4	Aurangabad DCCB	180		180	0.70	0.30	1.00
5	Beed DCCB	25		25	2.15	0.83	2.98
6	Bhandara DCCB	157	153	310	2.99	6.83	9.82
7	Buldhana DCCB		10	10		0.06	0.06
8	Chandrapur DCCB	1,697	3,669	5,366	24.47	50.97	75.44
9	Dhule & Nandurbar DCCB	451	232	683	9.21	4.08	13.29
10	Gadchiroli DCCB	623	569	1,192	11.46	10.53	21.99
11	Gondia (Bhandara) DCCB	11		11	0.87		0.87
12	Hingoli (Parabhani) DCCB	2		2	0.19		0.19
13	Jalgaon DCCB	347	21	368	6.66	0.43	7.09
14	Jalna DCCB	12		12	0.27		0.27
15	Kolhapur DCCB	640	1,497	2,137	9.27	16.54	25.81
16	Latur DCCB	42	116	158	0.35	1.13	1.48
17	Nagpur DCCB	187	150	337	4.43	2.30	6.73

(Rs. million)

Sl.No.	Name of the DCCB	Cumulative No. of SHGs provided with bank loan upto 31 March 2004	No. of SHGs provided with bank loan during 01 April 2004 to 31 March 2005	Cumulative No. of SHGs provided with bank loan upto 31 March 2005	Cumulative bank loan disbursed upto 31 March 2004	Bank Loan disbursed during 01 April 2004 to 31 March 2005	Cumulative bank loan disbursed upto 31 March 2005
18	Nanded DCCB	25	38	63	0.41	0.58	0.99
19	Nandurbar DCCB	163		163	2.07		2.07
20	Nasik DCCB	8	3	11	0.87	0.30	1.17
21	Parbhani DCCB	19	30	49	0.51	0.63	1.14
22	Pune DCCB	199	329	528	7.95	6.79	14.74
23	Raigad DCCB	37	45	82	1.54	1.48	3.02
24	Ratnagiri DCCB	73	36	109	3.19	0.04	3.23
25	Sangali DCCB	145	487	632	2.56	6.85	9.41
26	Satara DCCB	216	151	367	5.11	2.53	7.64
27	Sindhudurg DCCB	60	30	90	2.10	1.68	3.78
28	Solapur DCCB	244	128	372	6.92	5.92	12.84
29	Thane DCCB	383	323	706	6.65	5.43	12.08
30	Usmanabad DCCB	29	175	204	2.56	3.00	5.56
31	Wardha DCCB	90	185	275	1.43	2.21	3.64
32	Washim (Akola) DCCB	3		3	0.17		0.17
33	Yavatmal DCCB	115	165	280	2.54	2.69	5.23
34	Urban Cooperative Banks	231	387	618	2.17	11.58	13.75
	<b>TOTAL</b>	<b>7,252</b>	<b>9,332</b>	<b>16,584</b>	<b>160.68</b>	<b>172.50</b>	<b>333.18</b>
	<b>Sub-Total</b>	<b>8,903</b>	<b>9,970</b>	<b>18,873</b>	<b>195.57</b>	<b>219.84</b>	<b>415.41</b>
<b>Southern Region</b>							
<b>Andhra Pradesh</b>							
1	Adilabad DCCB	202	25	227	4.90	1.33	6.23
2	Anantapur DCCB	358	332	690	11.06	8.54	19.60
3	Chittoor DCCB	339	64	403	13.44	4.77	18.21
4	Guntur DCCB	416	174	590	15.68	10.17	25.85

Sl.No.	Name of the DCCB	Cumulative No. of SHGs provided with bank loan upto 31 March 2004	No. of SHGs provided with bank loan during 01 April 2004 to 31 March 2005	Cumulative No. of SHGs provided with bank loan upto 31 March 2005	Cumulative bank loan disbursed upto 31 March 2004	Bank Loan disbursed during 01 April 2004 to 31 March 2005	Cumulative bank loan disbursed upto 31 March 2005
5	East Godavari DCCB		130	130		2.17	2.17
6	Krishna DCCB	2,893	509	3,402	95.57	36.37	131.94
7	Nalgonda DCCB	209	291	500	8.99	15.60	24.59
8	Nizamabad DCCB	3,381	541	3,922	121.09	25.96	147.05
9	Rangareddy DCCB		11	11		0.28	0.28
10	Visakhapatnam DCCB	975	380	1,355	34.50	25.19	59.69
11	Vizianagaram DCCB	18	6	24	1.50	0.99	2.49
12	West Godavari DCCB	184	331	515	3.95	10.24	14.19
13	Eluru DCCB	8		8	0.16		0.16
	<b>TOTAL</b>	<b>8,983</b>	<b>2,794</b>	<b>11,777</b>	<b>310.84</b>	<b>141.61</b>	<b>452.45</b>
<b>Karnataka</b>							
1	Amanath Coop Bank Ltd (SUC Bank)	277		277	18.59		18.59
2	Bagalkot DCCB	115	350	465	3.84	9.02	12.86
3	Bangalore DCCB	335	632	967	10.63	19.76	30.39
4	Belgaum DCCB	282	254	536	8.27	5.50	13.77
5	Bellary DCCB	576	435	1,011	23.20	13.16	36.36
6	Bidar DCCB	6,116	1,035	7,151	192.68	50.20	242.88
7	Bijapur DCCB	450	409	859	5.00	4.95	9.95
8	Chikmagalur DCCB	318	471	789	8.82	6.66	15.48
9	Chitradurga DCCB	605	400	1,005	13.48	7.41	20.89
10	Davangere DCCB	209	602	811	5.49	21.74	27.23
11	Gulbarga DCCB	782	993	1,775	19.78	21.70	41.48
12	Hassan DCCB	3,770	2,749	6,519	93.95	121.39	215.34
13	KCCB, Dharwad	84		84	2.02		2.02
14	Kodagu DCCB	932	361	1,293	13.59	17.35	30.94



(Rs. million)

Sl.No.	Name of the DCCB	Cumulative No. of SHGs provided with bank loan upto 31 March 2004	No. of SHGs provided with bank loan during 01 April 2004 to 31 March 2005	Cumulative No. of SHGs provided with bank loan upto 31 March 2005	Cumulative bank loan disbursed upto 31 March 2004	Bank Loan disbursed during 01 April 2004 to 31 March 2005	Cumulative bank loan disbursed upto 31 March 2005
15	Kolar DCCB	764	10	774	21.31	0.18	21.49
16	Mandya DCCB	2,320	1,501	3,821	28.94	30.97	59.91
17	Mysore DCCB	1,162	656	1,818	40.72	36.93	77.65
18	North Kanara, Sirsi DCCB	1,107	259	1,366	16.78	14.07	30.85
19	Raichur DCCB	273	217	490	5.31	8.49	13.80
20	Shimoga DCCB	448	400	848	17.59	31.80	49.39
21	South Canara DCCB	5,027	3,193	8,220	144.02	103.97	247.99
22	Tumkur DCCB	2,222	1,402	3,624	40.66	39.20	79.86
	<b>TOTAL</b>	<b>28,174</b>	<b>16,329</b>	<b>44,503</b>	<b>734.67</b>	<b>564.45</b>	<b>1,299.12</b>
<b>Kerala</b>							
1	Alappuzha DCCB	961	498	1,459	66.96	36.61	103.57
2	Ernakulam DCCB	26	548	574	1.67	10.75	12.42
3	Idukki DCCB	2,201	1,799	4,000	80.07	105.35	185.42
4	Kannur DCCB	2	404	406	1.22	9.56	10.78
5	Kasargod DCCB	126	111	237	4.78	5.32	10.10
6	Kollam DCCB	443	417	860	23.66	24.67	48.33
7	Kottayam DCCB	295	57	352	15.61	2.34	17.95
8	Kozhikode DCCB	57	73	130	3.52	3.78	7.30
9	Malappuram DCCB	1,476	355	1,831	40.10	9.25	49.35
10	Palakkad DCCB			0			
11	Pathanamthitta DCCB	85	172	257	5.47	11.12	16.59
12	Thiruvananthapuram DCCB	20	1,224	1,244	1.82	45.43	47.25
13	Thrissur DCCB	683	1,570	2,253	47.36	31.60	78.96
14	Wayanad DCCB	610	126	736	15.19	12.60	27.79
	<b>TOTAL</b>	<b>6,985</b>	<b>7,354</b>	<b>14,339</b>	<b>307.43</b>	<b>308.38</b>	<b>615.81</b>

Sl.No.	Name of the DCCB	Cumulative No. of SHGs provided with bank loan upto 31 March 2004	No. of SHGs provided with bank loan during 01 April 2004 to 31 March 2005	Cumulative No. of SHGs provided with bank loan upto 31 March 2005	Cumulative bank loan disbursed upto 31 March 2004	Bank Loan disbursed during 01 April 2004 to 31 March 2005	Cumulative bank loan disbursed upto 31 March 2005
<b>Tamilnadu &amp; U.T. of Pondicherry</b>							
1	Coimbatore DCCB	510	69	579	11.81	3.70	15.51
2	Cuddalore DCCB	1,488	554	2,042	57.33	22.58	79.91
3	Dharmapuri DCCB	1,191	8	1,199	124.50	0.37	124.87
4	Dindigul DCCB	905	167	1,072	26.36	14.79	41.15
5	Erode DCCB	886	249	1,135	50.65	25.78	76.43
6	Kancheepuram DCCB	675	490	1,165	21.24	14.76	36.00
7	Kanyakumari DCCB	815	752	1,567	74.31	116.78	191.09
8	Kumbakonam CCB	2,576	687	3,263	57.37	32.25	89.62
9	Madurai DCCB	519	229	748	43.09	19.05	62.14
10	Nilgiris DCCB	1,059	260	1,319	23.34	13.11	36.45
11	Pudukottai DCCB	1,040	276	1,316	68.48	33.13	101.61
12	Ramnad DCCB	897	320	1,217	93.61	91.26	184.87
13	Salem DCCB	1,153	928	2,081	85.15	62.66	147.81
14	Sivagangai DCCB	240	32	272	16.15	3.36	19.51
15	Tanjavur DCCB	2,324	590	2,914	65.07	31.39	96.46
16	Tiruchirappalli DCCB	3,777	374	4,151	123.18	74.69	197.87
17	Tirunelveli DCCB	399	37	436	32.29	1.96	34.25
18	Tiruvannamalai DCCB	949	476	1,425	68.16	48.06	116.22
19	Tuticorin DCCB	724	256	980	27.22	17.43	44.65
20	Vellore DCCB	341	124	465	14.51	7.65	22.16
21	Villupuram DCCB	1,193	582	1,775	69.87	90.18	160.05
22	Virudanagar DCCB	1,168	112	1,280	87.21	15.45	102.66
23	Pondicherry SCB		57	57		7.20	7.20
	<b>TOTAL</b>	<b>24,829</b>	<b>7,629</b>	<b>32,458</b>	<b>1,240.90</b>	<b>747.59</b>	<b>1,988.49</b>
	<b>Sub-Total</b>	<b>68,971</b>	<b>34,106</b>	<b>103,077</b>	<b>2,593.84</b>	<b>1,762.03</b>	<b>4,355.87</b>
	<b>GRAND TOTAL</b>	<b>134,671</b>	<b>76,466</b>	<b>211,137</b>	<b>3,711.21</b>	<b>2,687.73</b>	<b>6,398.94</b>



# STATEMENT VII

## SHG-Bank Linkage - Model-wise Cumulative Position upto 31 March 2005

(Rs. million)

Sl.No.	Region/State	Model I		Model II		Model III		Total	
		SHGs formed and financed by banks		SHGs formed by formal agencies and NGOs but directly financed by banks		SHGs financed by banks through NGOs			
		No. of SHGs	Bank Loan	No. of SHGs	Bank Loan	No. of SHGs	Bank Loan	No. of SHGs	Bank Loan@
<b>A Northern Region</b>									
1	Haryana	582	27.09	2,769	173.54			3,351	200.63
2	Himachal Pradesh	483	20.12	17,310	544.88	5	0.03	17,798	565.03
3	Punjab	443	21.76	2,648	124.00			3,091	145.76
4	Jammu & Kashmir	21	0.33	1,626	56.25			1,647	56.58
5	New Delhi			125	13.14			125	13.14
6	Rajasthan	8,094	172.31	51,905	1,240.73	7	1.00	60,006	1,414.04
	<b>TOTAL</b>	<b>9,623</b>	<b>241.61</b>	<b>76,383</b>	<b>2,152.54</b>	<b>12</b>	<b>1.03</b>	<b>86,018</b>	<b>2,395.18</b>
<b>B North-Eastern Region</b>									
7	Assam	25,350	862.41	3,590	59.48	2,294	19.92	31,234	941.81
8	Arunachal Pradesh			280	11.97			280	11.97
9	Manipur	460	19.56	331	10.02	5	0.52	796	30.10
10	Meghalaya	2	0.01	181	4.56	66	3.21	249	7.78
11	Sikkim	10	0.41	32	0.94			42	1.35
12	Nagaland	28	3.66	66	1.03			94	4.69
13	Tripura	818	6.93	696	12.06	1	0.08	1,515	19.07
14	Mizoram	6	0.36	22	2.48			28	2.84
	<b>TOTAL</b>	<b>26,674</b>	<b>893.34</b>	<b>5,198</b>	<b>102.54</b>	<b>2,366</b>	<b>23.73</b>	<b>34,238</b>	<b>1,019.61</b>
<b>C Eastern Region</b>									
15	Bihar	918	12.77	27,097	669.09			28,015	681.86
16	Jharkhand	451	12.79	18,918	640.09	2,162	61.85	21,531	714.73
17	Orissa	52,817	1,058.76	52,884	1,166.98	17,555	292.20	123,256	2,517.94
18	West Bengal	58,669	741.89	21,153	349.05	12,876	171.83	92,698	1,262.77
19	A&N Islands (UT)	6	1.38	122	4.38			128	5.76
	<b>TOTAL</b>	<b>112,861</b>	<b>1,827.59</b>	<b>120,174</b>	<b>2,829.59</b>	<b>32,593</b>	<b>525.88</b>	<b>265,628</b>	<b>5,183.06</b>



Sl.No.	Region/State	Model I		Model II		Model III		Total	
		SHGs formed and financed by banks		SHGs formed by formal agencies and NGOs but directly financed by banks		SHGs financed by banks through NGOs			
		No. of SHGs	Bank Loan	No. of SHGs	Bank Loan	No. of SHGs	Bank Loan	No. of SHGs	Bank Loan@
<b>D Central Region</b>									
20	Madhya Pradesh	13,578	325.70	30,914	770.72	613	14.35	45,105	1,110.77
21	Chhattisgarh	4,042	27.40	14,527	144.55			18,569	171.95
22	Uttar Pradesh	26,451	765.09	88,710	2,311.26	4,487	79.43	119,648	3,155.78
23	Uttaranchal	2,035	68.66	12,008	507.40			14,043	576.06
	<b>TOTAL</b>	<b>46,106</b>	<b>1,186.85</b>	<b>146,159</b>	<b>3,733.93</b>	<b>5,100</b>	<b>93.78</b>	<b>197,365</b>	<b>5,014.56</b>
<b>E Western Region</b>									
24	Goa	163	10.88	244	19.32	1	0.02	408	30.22
25	Gujarat	1,716	55.62	17,294	396.04	5,702	234.78	24,712	686.44
26	Maharashtra	32,049	988.89	38,826	1,240.70	271	4.52	71,146	2,234.11
	<b>TOTAL</b>	<b>33,928</b>	<b>1,055.39</b>	<b>56,364</b>	<b>1,656.06</b>	<b>5,974</b>	<b>239.32</b>	<b>96,266</b>	<b>2,950.77</b>
<b>F Southern Region</b>									
27	Andhra Pradesh	2,263	85.86	486,818	27,099.85	3,846	275.22	492,927	27,460.93
28	Karnataka	87,370	3,199.05	48,716	1,520.92	27,112	781.56	163,198	5,501.53
29	Kerala	11,547	635.88	27,658	1,192.86	21,604	666.79	60,809	2,495.53
30	Tamil Nadu & UTP	12,999	1,000.63	190,779	15,005.25	18,229	957.55	222,007	16,963.43
	<b>TOTAL</b>	<b>114,179</b>	<b>4,921.42</b>	<b>753,971</b>	<b>44,818.88</b>	<b>70,791</b>	<b>2,681.12</b>	<b>938,941</b>	<b>52,421.42</b>
	<b>GRAND TOTAL</b>	<b>343,371</b>	<b>10,126.20</b>	<b>1,158,249</b>	<b>55,293.54</b>	<b>116,836</b>	<b>3,564.86</b>	<b>1,618,456</b>	<b>68,984.60</b>
	<b>Percentage</b>	<b>21</b>	<b>15</b>	<b>72</b>	<b>80</b>	<b>7</b>	<b>5</b>	<b>100</b>	<b>100</b>
@ Includes an amount of Rs.12,676.39 million provided to 258,092 existing SHGs									

**STATEMENT VIII****SHG-Bank Linkage - District-wise Cumulative Physical & Financial Progress upto 31 March 2005**

(Rs. million)

Sl.No.	Name of the District	Cumulative No. of SHGs provided with bank loan upto 31 March 2004	No. of SHGs provided with bank loan during 01 April 2004 to 31 March 2005	Cumulative No. of SHGs provided with bank loan upto 31 March 2005	Cumulative bank loan disbursed upto 31 March 2004	Bank Loan disbursed during 01 April 2004 to 31 March 2005@	Cumulative bank loan disbursed upto 31 March 2005@
<b>Northern Region</b>							
<b>Haryana</b>							
1	Ambala	89	45	134	5.02	1.02	6.04
2	Bhiwani	159	159	318	13.36	11.92	25.28
3	Faridabad	150	93	243	5.99	4.45	10.44
4	Fatehabad	20		20	3.68		3.68
5	Gurgaon	962	381	1,343	36.70	19.00	55.70
6	Hissar	190		190	13.63		13.63
7	Jhajjar	27		27	3.41		3.41
8	Jind	54	118	172	3.17	6.18	9.35
9	Kaithal	19		19	2.69		2.69
10	Karnal	52	46	98	2.35	1.45	3.80
11	Kurukshetra	84	1	85	4.51	0.81	5.32
12	Mahendragarh	186		186	2.21		2.21
13	Panchkula	71		71	3.88		3.88
14	Panipat		1	1	0.05	0.03	0.08
15	Rewari	41		41	0.82		0.82
16	Rohtak	43		43	4.94		4.94
17	Sirsa	93	62	155	10.73	4.21	14.94
18	Sonepat	90	64	154	28.40	3.68	32.08
19	Yamunanagar	12	37	49	0.90	1.45	2.35
	<b>TOTAL</b>	<b>2,344</b>	<b>1,007</b>	<b>3,351</b>	<b>146.43</b>	<b>54.20</b>	<b>200.63</b>
<b>Himachal Pradesh</b>							
1	Bilaspur	787	389	1,176	7.66	19.75	27.41
2	Chamba	257	355	612	2.05	35.78	37.83
3	Hamirpur	962	287	1,249	21.94	16.22	38.16
4	Kangra	3,129	800	3,929	92.68	39.76	132.44

Sl.No.	Name of the District	Cumulative No. of SHGs provided with bank loan upto 31 March 2004	No. of SHGs provided with bank loan during 01 April 2004 to 31 March 2005	Cumulative No. of SHGs provided with bank loan upto 31 March 2005	Cumulative bank loan disbursed upto 31 March 2004	Bank Loan disbursed during 01 April 2004 to 31 March 2005@	Cumulative bank loan disbursed upto 31 March 2005@
5	Kinnaur	109	69	178	1.69	2.87	4.56
6	Kullu	992	156	1,148	9.88	6.52	16.40
7	Lahaul and Spiti	44	19	63	0.37	1.23	1.60
8	Mandi	3,465	1,386	4,851	62.90	45.24	108.14
9	Shimla	449	133	582	7.00	7.11	14.11
10	Sirmaur	474	274	748	7.36	9.32	16.68
11	Solan	1,752	408	2,160	85.07	50.14	135.21
12	Una	808	294	1,102	16.44	16.04	32.48
<b>Total</b>		<b>13,228</b>	<b>4,570</b>	<b>17,798</b>	<b>315.05</b>	<b>249.98</b>	<b>565.03</b>
<b>PUNJAB</b>							
1	Amritsar	130	57	187	8.10	3.18	11.28
2	Bathinda	99	56	155	2.86	1.90	4.76
3	Faridkot	187	163	350	10.55	7.53	18.08
4	Fathegarh Sahib	322	146	468	13.67	7.99	21.66
5	Ferozpur	24	16	40	0.42	0.43	0.85
6	Gurdaspur	61	51	112	7.31	2.02	9.33
7	Hoshiarpur	156	111	267	10.28	4.01	14.29
8	Jalandhar	112	289	401	4.98	10.72	15.70
9	Kapoorthala	60	16	76	3.72	2.40	6.12
10	Ludhiana	17	8	25	1.61	0.40	2.01
11	Mansa	3	30	33	0.16	0.82	0.98
12	Moga	35	180	215	1.48	9.34	10.82
13	Muktsar	56	37	93	2.08	0.88	2.96
14	Nawanshahar	92	95	187	2.07	3.81	5.88
15	Patiala	73	46	119	5.58	0.94	6.52
16	Ropar	113	92	205	4.84	4.19	9.03
17	Sangrur	108	50	158	3.28	2.24	5.52
<b>TOTAL</b>		<b>1,648</b>	<b>1,443</b>	<b>3,091</b>	<b>82.96</b>	<b>62.80</b>	<b>145.76</b>



(Rs. million)

Sl.No.	Name of the District	Cumulative No. of SHGs provided with bank loan upto 31 March 2004	No. of SHGs provided with bank loan during 01 April 2004 to 31 March 2005	Cumulative No. of SHGs provided with bank loan upto 31 March 2005	Cumulative bank loan disbursed upto 31 March 2004	Bank Loan disbursed during 01 April 2004 to 31 March 2005@	Cumulative bank loan disbursed upto 31 March 2005@
<b>Rajasthan</b>							
1	Ajmer	7,231	2,814	10,045	149.20	98.45	247.65
2	Alwar	2,810	1,875	4,685	101.79	96.09	197.88
3	Banswara	1,030	742	1,772	22.75	19.18	41.93
4	Baran	547	727	1,274	9.14	8.61	17.75
5	Barmer	396	227	623	6.76	9.02	15.78
6	Bharatpur	1,292	1,822	3,114	30.83	34.86	65.69
7	Bhilwara	2,553	2,082	4,635	32.48	33.94	66.42
8	Bikaner	486	1,149	1,635	7.35	21.01	28.36
9	Bundi	301	290	591	3.89	5.26	9.15
10	Chittorgarh	1,228	761	1,989	17.13	14.46	31.59
11	Churu	333	274	607	5.06	5.79	10.85
12	Dausa	550	510	1,060	16.77	5.24	22.01
13	Dholpur	86	253	339	1.06	10.30	11.36
14	Dungarpur	792	527	1,319	26.60	40.35	66.95
15	Hanumangarh	908	467	1,375	23.82	9.45	33.27
16	Jaipur	1,413	2,540	3,953	25.34	27.36	52.70
17	Jaisalmer	86	61	147	2.70	1.11	3.81
18	Jalore	157	72	229	2.51	2.46	4.97
19	Jhalawar	1,100	920	2,020	12.02	26.59	38.61
20	Jhunjhunu	394	434	828	9.75	9.85	19.60
21	Jodhpur	2,660	1,090	3,750	80.16	42.74	122.90
22	Karauli	88	277	365	0.90	2.53	3.43
23	Kota	723	568	1,291	11.38	9.01	20.39
24	Nagaur	164	146	310	2.22	2.71	4.93
25	Pali	343	524	867	24.23	23.49	47.72
26	Rajsamand	258	779	1,037	4.47	18.70	23.17

Sl.No.	Name of the District	Cumulative No. of SHGs provided with bank loan upto 31 March 2004	No. of SHGs provided with bank loan during 01 April 2004 to 31 March 2005	Cumulative No. of SHGs provided with bank loan upto 31 March 2005	Cumulative bank loan disbursed upto 31 March 2004	Bank Loan disbursed during 01 April 2004 to 31 March 2005@	Cumulative bank loan disbursed upto 31 March 2005@
27	Sawai Madhopur	454	682	1,136	12.91	23.56	36.47
28	Sikar	844	717	1,561	13.34	12.85	26.19
29	Sirohi	305	531	836	5.20	9.03	14.23
30	Sriganganagar	557	523	1,080	5.73	8.45	14.18
31	Tonk	3,086	1,018	4,104	37.83	18.65	56.48
32	Udaipur	671	758	1,429	28.42	29.20	57.62
	<b>TOTAL</b>	<b>33,846</b>	<b>26,160</b>	<b>60,006</b>	<b>733.74</b>	<b>680.30</b>	<b>1,414.04</b>
<b>New Delhi</b>							
1	Rural Delhi	<b>90</b>	<b>35</b>	<b>125</b>	<b>9.25</b>	<b>3.89</b>	<b>13.14</b>
<b>Jammu &amp; Kashmir</b>							
1	Ananthnag	140	23	163	7.61	0.90	8.51
2	Baramullah	17	7	24	0.21	0.50	0.71
3	Budgam	106	19	125	2.44	0.50	2.94
4	Doda	77	41	118	3.53	1.91	5.44
5	Jammu	364	112	476	7.26	7.00	14.26
6	Kargil		5	5	0.02	0.20	0.22
7	Kathua	311	99	410	4.30	4.41	8.71
8	Kupwara		2	2	0.03	0.10	0.13
9	Leh	8	5	13	0.04	0.20	0.24
10	Poonch	3		3	0.05		0.05
11	Pulwama	7	4	11	0.18	0.10	0.28
12	Rajouri	3	16	19	0.43	0.80	1.23
13	Srinagar	38	6	44	5.43	0.30	5.73
14	Udhampur	161	68	229	4.66	3.50	8.16
	<b>TOTAL</b>	<b>1,240</b>	<b>407</b>	<b>1,647</b>	<b>36.16</b>	<b>20.42</b>	<b>56.58</b>
	<b>Sub-Total</b>	<b>52,396</b>	<b>33,622</b>	<b>86,018</b>	<b>1,323.59</b>	<b>1,071.59</b>	<b>2,395.18</b>

(Rs. million)

Sl.No.	Name of the District	Cumulative No. of SHGs provided with bank loan upto 31 March 2004	No. of SHGs provided with bank loan during 01 April 2004 to 31 March 2005	Cumulative No. of SHGs provided with bank loan upto 31 March 2005	Cumulative bank loan disbursed upto 31 March 2004	Bank Loan disbursed during 01 April 2004 to 31 March 2005@	Cumulative bank loan disbursed upto 31 March 2005@
<b>North Eastern Region</b>							
<b>Assam</b>							
1	Barpeta	812	1,525	2,337	5.34	47.25	52.59
2	Bongaigaon	149	474	623	2.60	16.94	19.54
3	Cachar	498	1,228	1,726	4.12	15.58	19.70
4	Darrang	886	1,475	2,361	6.17	23.09	29.26
5	Dhemaji	84	191	275	1.35	2.75	4.10
6	Dhubri	96	713	809	0.77	25.28	26.05
7	Dibrugarh	44	501	545	0.42	26.90	27.32
8	Goalpara	245	532	777	3.60	16.50	20.10
9	Golaghat	276	579	855	4.47	22.91	27.38
10	Hailakandi	9	64	73	0.09	3.26	3.35
11	Jorhat	360	909	1,269	5.26	23.94	29.20
12	Kamrup	358	1,898	2,256	33.30	169.96	203.26
13	Karbi Anglong	165	403	568	3.25	28.38	31.63
14	Karimganj	16	45	61	0.02	2.34	2.36
15	Kokrajhar	225	418	643	2.96	14.94	17.90
16	Lakhimpur	154	594	748	3.30	10.18	13.48
17	Morigaon	1,397	852	2,249	26.42	25.37	51.79
18	Nagaon	848	1,800	2,648	20.86	118.37	139.23
19	Nalbari	73	1,061	1,134	1.80	32.90	34.70
20	N.C.Hills	30	113	143	4.21	8.54	12.75
21	Sibsagar	349	741	1,090	5.15	29.22	34.37
22	Sonitpur	3,628	4,212	7,840	33.10	96.38	129.48
23	Tinsukia	4	200	204	0.04	12.24	12.28
	<b>TOTAL</b>	<b>10,706</b>	<b>20,528</b>	<b>31,234</b>	<b>168.59</b>	<b>773.22</b>	<b>941.81</b>



Sl.No.	Name of the District	Cumulative No. of SHGs provided with bank loan upto 31 March 2004	No. of SHGs provided with bank loan during 01 April 2004 to 31 March 2005	Cumulative No. of SHGs provided with bank loan upto 31 March 2005	Cumulative bank loan disbursed upto 31 March 2004	Bank Loan disbursed during 01 April 2004 to 31 March 2005@	Cumulative bank loan disbursed upto 31 March 2005@
<b>Meghalaya</b>							
1	West Khasi Hills	61		61	0.58		0.58
2	East Khasi Hills	49		49	1.86		1.86
3	Ri-Bhoi	64		64	2.60		2.60
4	West Garo Hills	18	55	73	0.88	1.50	2.38
5	Jaintia Hills	2		2	0.36		0.36
	<b>TOTAL</b>	<b>194</b>	<b>55</b>	<b>249</b>	<b>6.28</b>	<b>1.50</b>	<b>7.78</b>
<b>Tripura</b>							
1	Dhalai	10	37	47	0.24	0.76	1.00
2	North Tripura	170	42	212	0.94	1.19	2.13
3	South Tripura	426	212	638	2.24	3.36	5.60
4	West Tripura	244	374	618	1.79	8.55	10.34
	<b>TOTAL</b>	<b>850</b>	<b>665</b>	<b>1,515</b>	<b>5.21</b>	<b>13.86</b>	<b>19.07</b>
<b>Nagaland</b>							
1	Dimapur	14	6	20	2.43	0.81	3.24
2	Kohima	5	2	7	0.40	0.03	0.43
3	Mokokchung		2	2		0.05	0.05
4	Tuensang		60	60		0.92	0.92
5	Zunheboto	5		5	0.05		0.05
	<b>TOTAL</b>	<b>24</b>	<b>70</b>	<b>94</b>	<b>2.88</b>	<b>1.81</b>	<b>4.69</b>
<b>Sikkim</b>							
1	East District	7	9	16	0.32	0.32	0.64
2	West District	4	1	5	0.06	0.10	0.16
3	North District	5		5	0.08		0.08
4	South District	16		16	0.47		0.47
	<b>TOTAL</b>	<b>32</b>	<b>10</b>	<b>42</b>	<b>0.93</b>	<b>0.42</b>	<b>1.35</b>

(Rs. million)

Sl.No.	Name of the District	Cumulative No. of SHGs provided with bank loan upto 31 March 2004	No. of SHGs provided with bank loan during 01 April 2004 to 31 March 2005	Cumulative No. of SHGs provided with bank loan upto 31 March 2005	Cumulative bank loan disbursed upto 31 March 2004	Bank Loan disbursed during 01 April 2004 to 31 March 2005@	Cumulative bank loan disbursed upto 31 March 2005@
<b>Arunachal Pradesh</b>							
1	Changlang	8		8	0.54		0.54
2	East Kameng	7		7	0.47		0.47
3	East Siang	13	3	16	0.88	0.08	0.96
4	Itanagar	108		108	2.00		2.00
5	Kurung Kumey	3	5	8	0.20	0.15	0.35
6	Lohit	10	3	13	0.67	0.07	0.74
7	Lower Dibang Valley	6	3	9	0.40	0.07	0.47
8	Lower Subansari	6	6	12	0.40	0.29	0.69
9	Papumpare	13	21	34	0.87	0.97	1.84
10	Tawang	8		8	0.54		0.54
11	Tirap	9		9	0.60		0.60
12	Upper Dibang Valley	5		5	0.33		0.33
13	Upper Siang	7		7	0.46		0.46
14	Upper Subansari	5	9	14	0.33	0.35	0.68
15	West Kameng	7		7	0.47		0.47
16	West Siang	10	5	15	0.67	0.16	0.83
	<b>TOTAL</b>	<b>225</b>	<b>55</b>	<b>280</b>	<b>9.83</b>	<b>2.14</b>	<b>11.97</b>
<b>Mizoram</b>							
1	Aizwal	1	2	3	0.65	0.15	0.80
2	Champai	1		1	0.07		0.07
3	Lawngthlai	20		20	1.77		1.77
4	Serchhip		4	4		0.20	0.20
	<b>TOTAL</b>	<b>22</b>	<b>6</b>	<b>28</b>	<b>2.49</b>	<b>0.35</b>	<b>2.84</b>
<b>Manipur</b>							
1	Bishnupur		5	5		0.21	0.21
2	Chandel		5	5		0.21	0.21
3	Churachadpur		30	30		1.28	1.28
4	Imphal East		35	35		1.48	1.48

Sl.No.	Name of the District	Cumulative No. of SHGs provided with bank loan upto 31 March 2004	No. of SHGs provided with bank loan during 01 April 2004 to 31 March 2005	Cumulative No. of SHGs provided with bank loan upto 31 March 2005	Cumulative bank loan disbursed upto 31 March 2004	Bank Loan disbursed during 01 April 2004 to 31 March 2005@	Cumulative bank loan disbursed upto 31 March 2005@
5	Imphal West	225	430	655	5.93	18.19	24.12
6	Senapati		30	30		1.27	1.27
7	Tamenglong		15	15		0.63	0.63
8	Thoubal		16	16		0.68	0.68
9	Ukhrul		5	5		0.22	0.22
	<b>TOTAL</b>	<b>225</b>	<b>571</b>	<b>796</b>	<b>6</b>	<b>24.17</b>	<b>30.10</b>
	<b>Sub-Total</b>	<b>12,278</b>	<b>21,960</b>	<b>34,238</b>	<b>202.14</b>	<b>817.47</b>	<b>1,019.61</b>
<b>Eastern Region</b>							
	<b>Bihar</b>						
1	Araria	92	101	193	4.76	6.79	11.55
2	Arwal	65	195	260	1.56	4.05	5.61
3	Aurangabad	134	225	359	1.94	3.28	5.22
4	Banka	278	168	446	3.81	5.82	9.63
5	Beguserai	119	86	205	6.54	20.90	27.44
6	Bhagalpur	645	875	1,520	11.91	23.82	35.73
7	Bhojpur	131	82	213	2.67	2.01	4.68
8	Buxar	97	34	131	2.01	0.91	2.92
9	Darbhanga	253	271	524	25.42	7.31	32.73
10	East Champaran	1,003	471	1,474	12.37	14.36	26.73
11	Gaya	3,113	865	3,978	20.57	15.15	35.72
12	Gopalganj	95	140	235	0.05	3.08	3.13
13	Jamui	407	212	619	5.76	2.77	8.53
14	Jehanabad	196	366	562	3.63	8.83	12.46
15	Kaimur	12	75	87	0.25	3.81	4.06
16	Katihar	215	289	504	5.74	11.32	17.06
17	Khagaria	20	58	78	0.81	4.45	5.26
18	Kishanganj	81	100	181	8.18	13.06	21.24
19	Lakhiserai	13	14	27	0.12	1.31	1.43
20	Madhepura	42	110	152	0.93	5.14	6.07



(Rs. million)

Sl.No.	Name of the District	Cumulative No of SHGs provided with bank loan upto 31 March 2004	No. of SHGs provided with bank loan during 01 April 2004 to 31 March 2005	Cumulative No. of SHGs provided with bank loan upto 31 March 2005	Cumulative bank loan disbursed upto 31 March 2004	Bank Loan disbursed during 01 April 2004 to 31 March 2005@	Cumulative bank loan disbursed upto 31 March 2005@
21	Madhubani	756	349	1,105	27.58	31.41	58.99
22	Munger	125	203	328	4.57	4.54	9.11
23	Muzaffarpur	827	781	1,608	12.33	15.24	27.57
24	Nalanda	306	200	506	13.49	13.26	26.75
25	Nawada	296	150	446	3.74	2.35	6.09
26	Patna	513	1,094	1,607	10.32	22.69	33.01
27	Purnea	256	161	417	5.91	11.53	17.44
28	Rohtas	283	170	453	3.90	5.42	9.32
29	Saharsa	120	161	281	6.34	19.20	25.54
30	Samastipur	340	266	606	9.34	1.22	10.56
31	Saran	574	334	908	8.58	10.36	18.94
32	Sheikhupura	25	10	35	1.04	0.37	1.41
33	Sheohar	90	18	108	1.98	0.10	2.08
34	Sitamarhi	284	227	511	12.57	10.71	23.28
35	Siwan	19	35	54	0.47	2.01	2.48
36	Supaul	253	169	422	5.70	7.23	12.93
37	Vaishali	271	233	504	2.11	7.89	10.00
38	W. Champaran	3,897	2,471	6,368	58.64	50.53	109.17
	<b>TOTAL</b>	<b>16,246</b>	<b>11,769</b>	<b>28,015</b>	<b>307.63</b>	<b>374.23</b>	<b>681.86</b>
<b>Jharkhand</b>							
1	Bokaro	297	201	498	13.27	4.48	17.75
2	Chatra	649	708	1,357	19.42	20.96	40.38
3	Deoghar	610	246	856	17.04	7.63	24.67
4	Dhanbad	130	62	192	15.67	12.08	27.75
5	Dumka	902	395	1,297	15.14	5.41	20.55
6	E.Singhbhum	976	347	1,323	29.39	12.12	41.51
7	Garwah	38	127	165	0.96	2.97	3.93
8	Giridih	364	213	577	7.15	9.14	16.29
9	Godda	586	201	787	8.47	7.04	15.51
10	Gumla	429	862	1,291	11.72	19.14	30.86

Sl.No.	Name of the District	Cumulative No. of SHGs provided with bank loan upto 31 March 2004	No. of SHGs provided with bank loan during 01 April 2004 to 31 March 2005	Cumulative No. of SHGs provided with bank loan upto 31 March 2005	Cumulative bank loan disbursed upto 31 March 2004	Bank Loan disbursed during 01 April 2004 to 31 March 2005@	Cumulative bank loan disbursed upto 31 March 2005@
11	Hazaribagh	4,139	2,432	6,571	183.76	86.79	270.55
12	Jamtara	90	106	196	2.65	2.06	4.71
13	Koderma	404	564	968	17.91	10.42	28.33
14	Latehar	76	99	175	1.93	1.79	3.72
15	Lohardagga	409	89	498	11.56	24.17	35.73
16	Pakur	220	139	359	1.31	1.89	3.20
17	Palamau	396	625	1,021	7.28	20.33	27.61
18	Ranchi	1,027	736	1,763	31.91	28.44	60.35
19	Sahebganj	92	85	177	2.54	3.83	6.37
20	Saraikela	192	139	331	3.32	5.40	8.72
21	Simdega	34	84	118	1.50	7.92	9.42
22	W.Singhbhum	587	424	1,011	11.07	5.79	16.86
	<b>Total</b>	<b>12,647</b>	<b>8,884</b>	<b>21,531</b>	<b>414.93</b>	<b>299.80</b>	<b>714.73</b>
<b>Orissa</b>							
	<b>KB K Region</b>						
1	Bolangir	4,589	1,728	6,317	73.29	43.24	116.53
2	Kalahandi	7,157	3,195	10,352	97.65	77.40	175.05
3	Koraput	4,912	1,809	6,721	102.92	85.07	187.99
4	Malkangiri	2,125	1,082	3,207	28.08	35.62	63.70
5	Nabarangpur	3,222	1,877	5,099	47.53	74.52	122.05
6	Nuapada	3,466	1,744	5,210	46.77	42.09	88.86
7	Rayagada	4,959	1,896	6,855	73.17	45.22	118.39
8	Subarnpur	1,302	913	2,215	26.33	32.78	59.11
<b>Non-KBK Region</b>							
9	Angul	2,155	1,696	3,851	39.90	47.88	87.78
10	Balasore	3,217	1,896	5,113	45.26	61.77	107.03
11	Bargarh	2,127	2,415	4,542	58.54	74.59	133.13
12	Bhadrak	1,739	1,295	3,034	21.76	45.65	67.41
13	Boudh	1,604	615	2,219	21.15	17.98	39.13

(Rs. million)

Sl.No.	Name of the District	Cumulative No of SHGs provided with bank loan upto 31 March 2004	No. of SHGs provided with bank loan during 01 April 2004 to 31 March 2005	Cumulative No. of SHGs provided with bank loan upto 31 March 2005	Cumulative bank loan disbursed upto 31 March 2004	Bank Loan disbursed during 01 April 2004 to 31 March 2005@	Cumulative bank loan disbursed upto 31 March 2005@
14	Cuttack	975	1,846	2,821	15.94	39.33	55.27
15	Deogarh	589	394	983	8.62	11.84	20.46
16	Dhenkanal	3,091	1,739	4,830	82.94	44.15	127.09
17	Gajapati	1,195	489	1,684	18.01	12.81	30.82
18	Ganjam	5,321	2,007	7,328	126.93	58.70	185.63
19	Jagatsinghpur	1,503	903	2,406	21.31	23.86	45.17
20	Jajpur	1,064	1,090	2,154	13.29	24.01	37.30
21	Jharsuguda	521	658	1,179	6.24	13.11	19.35
22	Kandhmal	2,225	1,031	3,256	27.51	20.26	47.77
23	Kendrapara	1,893	1,345	3,238	38.32	33.42	71.74
24	Keonjhar	3,456	1,405	4,861	51.87	37.48	89.35
25	Khurda	1,964	1,146	3,110	31.62	29.01	60.63
26	Mayurbhanj	3,018	4,019	7,037	36.94	78.35	115.29
27	Nayagarh	1,848	1,139	2,987	29.21	34.57	63.78
28	Puri	2,565	1,371	3,936	38.93	38.31	77.24
29	Sambalpur	1,835	991	2,826	30.68	21.49	52.17
30	Sundargarh	1,951	1,934	3,885	14.14	38.60	52.74
	<b>TOTAL</b>	<b>77,588</b>	<b>45,668</b>	<b>123,256</b>	<b>1274.83</b>	<b>1243.11</b>	<b>2517.94</b>

**West Bengal**

1	24 Parganas (N)	5,935	2,835	8,770	38.68	27.55	66.23
2	24 Parganas (S)	4,903	4,225	9,128	41.54	68.13	109.67
3	Bankura	3,698	2,251	5,949	32.79	37.32	70.11
4	Birbhum	1,388	1,625	3,013	70.55	56.80	127.35
5	Burdwan	1,543	1,564	3,107	17.52	42.12	59.64
6	Coochbehar	896	2,334	3,230	21.09	25.08	46.17
7	Dakshin Dinajpur	825	237	1,062	4.96	5.65	10.61
8	Darjeeling	174	343	517	4.88	5.02	9.90
9	Hooghly	7,728	6,861	14,589	113.97	75.70	189.67
10	Howrah	1,064	540	1,604	26.67	13.89	40.56
11	Jalpaiguri	1,267	2,215	3,482	19.55	37.50	57.05



Sl.No.	Name of the District	Cumulative No. of SHGs provided with bank loan upto 31 March 2004	No. of SHGs provided with bank loan during 01 April 2004 to 31 March 2005	Cumulative No. of SHGs provided with bank loan upto 31 March 2005	Cumulative bank loan disbursed upto 31 March 2004	Bank Loan disbursed during 01 April 2004 to 31 March 2005@	Cumulative bank loan disbursed upto 31 March 2005@
12	Malda	1,516	1,384	2,900	19.77	22.50	42.27
13	Murshidabad	2,523	1,298	3,821	31.30	13.99	45.29
14	Nadia	9,196	3,276	12,472	78.44	72.50	150.94
15	Paschim Medinipur	930	3,725	4,655	22.42	62.86	85.28
16	Purba Medinipur	6,431	2,921	9,352	43.07	62.93	106.00
17	Purulia	435	892	1,327	10.39	11.87	22.26
18	Uttar Dinajpur	1,233	2,487	3,720	7.01	16.79	23.80
	<b>TOTAL</b>	<b>51,685</b>	<b>41,013</b>	<b>92,698</b>	<b>604.57</b>	<b>658.20</b>	<b>1,262.77</b>
<b>UT of A&amp;N Islands</b>							
	<b>Andaman</b>	<b>71</b>	<b>57</b>	<b>128</b>	<b>3.12</b>	<b>2.64</b>	<b>5.76</b>
	<b>Sub-Total</b>	<b>158,237</b>	<b>107,391</b>	<b>265,628</b>	<b>2,605.08</b>	<b>2,577.98</b>	<b>5,183.06</b>
<b>Central Region</b>							
<b>Chhattisgarh</b>							
1	Bastar	647	2,873	3,520	3.03	30.50	33.53
2	Bilaspur	235	613	848	4.70	5.71	10.41
3	Dantewada	136	93	229	0.72	0.86	1.58
4	Dhamtari	66	132	198	0.61	3.10	3.71
5	Durg	2,052	91	2,143	16.66	1.38	18.04
6	Jajgir	44	99	143	0.31	0.61	0.92
7	Jaspur				242	1.21	1.21
8	Kanker	318	963	1,281	1.68	7.62	9.30
9	Kawardha	112	163	275	0.50	1.78	2.28
10	Korba			71	0.05	0.56	0.61
11	Koriya			47	0.23	0.25	0.48
12	Mahasammund	330	371	701	2.94	3.25	6.19
13	Raigarh	550	1,957	2,507	4.90	22.28	27.18
14	Raipur	288	532	820	2.00	5.94	7.94
15	Rajanandgaon	4,449	402	4,851	36.06	6.73	42.79
16	Sarguja	505	124	629	4.61	1.18	5.79
	<b>TOTAL</b>	<b>9,796</b>	<b>8,773</b>	<b>18,569</b>	<b>78.99</b>	<b>92.96</b>	<b>171.95</b>

(Rs. million)

Sl.No.	Name of the District	Cumulative No. of SHGs provided with bank loan upto 31 March 2004	No. of SHGs provided with bank loan during 01 April 2004 to 31 March 2005	Cumulative No. of SHGs provided with bank loan upto 31 March 2005	Cumulative bank loan disbursed upto 31 March 2004	Bank Loan disbursed during 01 April 2004 to 31 March 2005@	Cumulative bank loan disbursed upto 31 March 2005@
<b>Madhya Pradesh</b>							
1	Anuppur		131	131		0.34	0.34
2	Ashoknagar	5	162	167	0.16	2.65	2.81
3	Balaghat	6	162	168	0.22	22.41	22.63
4	Barwani	262	167	429	6.87	9.02	15.89
5	Betul	671	652	1,323	9.26	4.96	14.22
6	Bhind	39	95	134	2.08	0.84	2.92
7	Bhopal	56	136	192	3.75	4.49	8.24
8	Burhanpur		220	220		6.09	6.09
9	Chhatarpur	141	472	613	1.94	7.90	9.84
10	Chhindwara	337	386	723	7.04	6.19	13.23
11	Damoh	53	117	170	4.22	2.22	6.44
12	Datia	462	27	489	11.89	0.28	12.17
13	Dewas	1,267	433	1,700	28.64	20.64	49.28
14	Dhar	3,629	1,534	5,163	53.58	38.09	91.67
15	Dindori		7		1.28	1.18	2.46
16	Guna	715	545	1,260	21.56	7.55	29.11
17	Gwalior	687	297	984	6.65	6.25	12.90
18	Harda	40	98	138	1.79	0.58	2.37
19	Hoshangabad	991	408	1,399	12.67	7.08	19.75
20	Indore	1,556	492	2,048	27.69	11.12	38.81
21	Jabalpur	696	857	1,553	10.31	5.66	15.97
22	Jhabua	6,354	2,580	8,934	161.29	24.94	186.23
23	Katni		627		0.03	1.88	1.91
24	Khandwa	1,995	354	2,349	24.44	14.88	39.32
25	Khargone	422	430	852	25.06	44.06	69.12
26	Mandla	64	321	385	2.00	5.79	7.79
27	Mandsaur	633	347	980	11.82	26.03	37.85
28	Morena	389	272	661	27.46	5.04	32.50
29	Narsinghpur	114	193	307	7.61	2.82	10.43
30	Neemuch	42	172	214	1.51	21.21	22.72

Sl.No.	Name of the District	Cumulative No. of SHGs provided with bank loan upto 31 March 2004	No. of SHGs provided with bank loan during 01 April 2004 to 31 March 2005	Cumulative No. of SHGs provided with bank loan upto 31 March 2005	Cumulative bank loan disbursed upto 31 March 2004	Bank Loan disbursed during 01 April 2004 to 31 March 2005@	Cumulative bank loan disbursed upto 31 March 2005@
31	Panna	70	302	372	7.35	0.92	8.27
32	Raisen		185		0.04	1.71	1.75
33	Rajgarh	261	51	312	8.94	2.90	11.84
34	Ratlam	350	340	690	7.81	16.18	23.99
35	Rewa	136	76	212	3.18	19.40	22.58
36	Sagar	515	165	680	8.26	5.27	13.53
37	Satna	1,495	108	1,603	16.53	4.48	21.01
38	Sehore	138	322	460	4.83	10.87	15.70
39	Seoni	356	339	695	5.06	3.74	8.80
40	Shahdol	182	300	482	7.09	16.35	23.44
41	Shajapur	362	221	583	12.68	7.27	19.95
42	Sheopur	102	20	122	4.16	1.92	6.08
43	Shivpuri	493	236	729	24.88	11.00	35.88
44	Siddhi		55		1.64	15.11	16.75
45	Tikamgarh	147	279	426	1.54	3.23	4.77
46	Ujjain	670	718	1,388	9.74	16.44	26.18
47	Umaria		135			3.54	3.54
48	Vidisha	110	192	302	3.76	4.87	8.63
	Districts not specified		1,272			53.06	53.06
	<b>Total</b>	<b>27,095</b>	<b>18,010</b>	<b>45,105</b>	<b>600.32</b>	<b>510.45</b>	<b>1110.77</b>
<b>Uttar Pradesh</b>							
1	Agra	1,196	615	1,811	17.24	23.59	40.83
2	Aligarh	957	367	1,324	18.21	3.82	22.03
3	Allahabad	3,417	1,140	4,557	48.71	13.46	62.17
4	Ambedkarnagar	188	178	366	1.61	4.81	6.42
5	Auriaya	880	671	1,551	11.42	9.94	21.36
6	Azamgarh	1,775	697	2,472	34.02	31.07	65.09
7	Badaun	374	107	481	2.29	5.80	8.09
8	Baghpat	405	170	575	8.16	10.92	19.08
9	Bahraich	1,204	969	2,173	24.91	14.82	39.73



(Rs. million)

Sl.No.	Name of the District	Cumulative No. of SHGs provided with bank loan upto 31 March 2004	No. of SHGs provided with bank loan during 01 April 2004 to 31 March 2005	Cumulative No. of SHGs provided with bank loan upto 31 March 2005	Cumulative bank loan disbursed upto 31 March 2004	Bank Loan disbursed during 01 April 2004 to 31 March 2005@	Cumulative bank loan disbursed upto 31 March 2005@
10	Ballia	1,413	631	2,044	36.59	17.54	54.13
11	Balrampur	215	526	741	1.72	10.54	12.26
12	Banda	332	575	907	5.21	6.95	12.16
13	Barabanki	1,375	560	1,935	13.54	60.49	74.03
14	Bareilly	1,846	864	2,710	35.35	162.30	197.65
15	Basti	1,810	415	2,225	29.61	6.37	35.98
16	Bhadohi	321	261	582	4.74	2.35	7.09
17	Bijnore	688	244	932	11.15	11.42	22.57
18	Bulandshahar	749	19	768	8.12	0.45	8.57
19	Chandauli	462	341	803	5.40	8.83	14.23
20	Chitrakoot	290	32	322	2.11	0.35	2.46
21	Deoria	1,449	973	2,422	9.70	22.23	31.93
22	Etah	1,538	557	2,095	12.33	7.38	19.71
23	Etawah	1,731	773	2,504	22.14	12.19	34.33
24	Faizabad	1,333	312	1,645	28.46	8.55	37.01
25	Farrukabad	1,270	487	1,757	58.84	40.77	99.61
26	Fatehpur	1,149	513	1,662	13.38	39.98	53.36
27	Firozabad	668	719	1,387	33.05	19.96	53.01
28	G.B.Nagar	39	7	46	0.90	0.10	1.00
29	Ghaziabad	425	178	603	12.75	2.67	15.42
30	Ghazipur	1,181	673	1,854	12.42	24.52	36.94
31	Gonda	734	550	1,284	16.73	11.66	28.39
32	Gorakhpur	3,156	1,058	4,214	89.42	19.73	109.15
33	Hamirpur	745	691	1,436	15.19	3.99	19.18
34	Hardoi	1,348	823	2,171	24.49	25.91	50.40
35	Hathras	518	337	855	10.85	3.50	14.35
36	Jalaun	920	1,262	2,182	23.12	7.39	30.51
37	Jaunpur	3,180	749	3,929	49.17	34.87	84.04
38	Jhansi	479	373	852	10.81	31.02	41.83
39	JP Nagar	1,881	798	2,679	32.51	30.06	62.57
40	Kannauj	738	350	1,088	11.00	20.08	31.08

Sl.No.	Name of the District	Cumulative No. of SHGs provided with bank loan upto 31 March 2004	No. of SHGs provided with bank loan during 01 April 2004 to 31 March 2005	Cumulative No. of SHGs provided with bank loan upto 31 March 2005	Cumulative bank loan disbursed upto 31 March 2004	Bank Loan disbursed during 01 April 2004 to 31 March 2005@	Cumulative bank loan disbursed upto 31 March 2005@
41	Kanpur D	1,308	261	1,569	22.66	4.32	26.98
42	Kanpur N	1,810	100	1,910	4.10	1.64	5.74
43	Kaushambi	627	619	1,246	21.70	7.31	29.01
44	Kushinagar	1,316	2,083	3,399	4.37	23.45	27.82
45	Lakhimpur Kheri	316	468	784	12.22	12.27	24.49
46	Lalitpur	104	431	535	1.19	35.85	37.04
47	Lucknow	113	214	327	29.04	4.92	33.96
48	Mahoba	22	43	65	0.15	0.98	1.13
49	Mahrajganj	945	842	1,787	11.34	23.58	34.92
50	Mainpuri	1,338	491	1,829	5.01	13.26	18.27
51	Mathura	329	124	453	4.70	1.86	6.56
52	Mau	1,307	1,155	2,462	43.23	33.49	76.72
53	Meerut	459	290	749	5.61	15.07	20.68
54	Mirzapur	1,494	750	2,244	12.92	15.75	28.67
55	Moradabad	3,910	1,107	5,017	82.25	50.68	132.93
56	Muzaffarnagar	1,490	585	2,075	27.39	12.28	39.67
57	Pilibhit	689	453	1,142	19.47	10.06	29.53
58	Pratapgarh	3,072	1,263	4,335	73.27	78.66	151.93
59	Rae Bareli	3,898	2,048	5,946	133.38	118.93	252.31
60	Rampur	1,253	258	1,511	16.90	12.44	29.34
61	Saharanpur	942	704	1,646	155.65	16.62	172.27
62	Sant Kabirnagar	1,368	299	1,667	11.70	4.59	16.29
63	Shahjahanpur	289	777	1,066	2.08	5.97	8.05
64	Shrawasti	587	507	1,094	9.57	7.76	17.33
65	Sidhartnagar	74	236	310	0.20	43.50	43.70
66	Sitapur	1,116	530	1,646	98.01	16.69	114.70
67	Sonbhadra	18	400	418	0.11	8.80	8.91
68	Sultanpur	2,481	777	3,258	38.04	49.37	87.41
69	Unnao	1,411	849	2,260	30.95	19.53	50.48
70	Varanasi	745	209	954	31.85	17.35	49.20
	<b>Total</b>	<b>79,210</b>	<b>40,438</b>	<b>119,648</b>	<b>1,716.43</b>	<b>1,439.36</b>	<b>3,155.79</b>

(Rs. million)

Sl.No.	Name of the District	Cumulative No. of SHGs provided with bank loan upto 31 March 2004	No. of SHGs provided with bank loan during 01 April 2004 to 31 March 2005	Cumulative No. of SHGs provided with bank loan upto 31 March 2005	Cumulative bank loan disbursed upto 31 March 2004	Bank Loan disbursed during 01 April 2004 to 31 March 2005@	Cumulative bank loan disbursed upto 31 March 2005@
<b>Uttaranchal</b>							
1	Almora	308	313	621	12.66	31.33	43.99
2	Bageshwar	159	110	269	5.96	13.16	19.12
3	Chamoli	313	57	370	22.50	5.02	27.52
4	Champavat	212	84	296	7.12	12.50	19.62
5	Dehradun	4,971	234	5,205	141.85	16.62	158.47
6	Haridwar	185	236	421	15.10	11.82	26.92
7	Nainital	1,199	501	1,700	47.46	18.14	65.60
8	Pauri Garhwal	348	338	686	19.39	15.92	35.31
9	Pithoragarh	502	351	853	17.56	20.86	38.42
10	Rudraprayag	224	66	290	4.42	2.02	6.44
11	Tehri Garhwal	895	354	1,249	23.65	29.24	52.89
12	Udham Singh Nagar	773	321	1,094	30.33	29.21	59.54
13	Uttarkashi	819	170	989	19.51	2.70	22.21
	<b>TOTAL</b>	<b>10,908</b>	<b>3,135</b>	<b>14,043</b>	<b>367.51</b>	<b>208.54</b>	<b>576.05</b>
	<b>Sub-Total</b>	<b>127,009</b>	<b>70,356</b>	<b>197,365</b>	<b>2,763.25</b>	<b>2,251.31</b>	<b>5,014.56</b>
<b>Western Region</b>							
	<b>Goa</b>						
1	North Goa	208	83	291	15.52	9.03	24.55
2	South Goa	98	19	117	2.69	2.98	5.67
	<b>TOTAL</b>	<b>306</b>	<b>102</b>	<b>408</b>	<b>18.21</b>	<b>12.01</b>	<b>30.22</b>
<b>Gujarat</b>							
1	Ahmedabad	532	5,546	6,078	8.00	207.90	215.90
2	Amreli	265	23	288	2.87	1.04	3.91
3	Anand	144	23	167	4.25	0.78	5.03
4	Banaskantha	1,484	105	1,589	14.90	5.86	20.76
5	Bharuch	1,261	188	1,449	28.67	19.34	48.01
6	Bhavnagar	81	48	129	0.45	3.61	4.06



Sl.No.	Name of the District	Cumulative No. of SHGs provided with bank loan upto 31 March 2004	No. of SHGs provided with bank loan during 01 April 2004 to 31 March 2005	Cumulative No. of SHGs provided with bank loan upto 31 March 2005	Cumulative bank loan disbursed upto 31 March 2004	Bank Loan disbursed during 01 April 2004 to 31 March 2005@	Cumulative bank loan disbursed upto 31 March 2005@
7	Dahod	1,117	252	1,369	22.63	23.71	46.34
8	Dang						
9	Gandhinagar	381	12	393	6.10	0.18	6.28
10	Jamnagar	65	17	82	1.64	0.14	1.78
11	Junagadh	307	5	312	2.95	0.74	3.69
12	Kheda	781	27	808	8.00	1.82	9.82
13	Kutch	695	253	948	17.29	14.53	31.82
14	Mehsana	1,455	486	1,941	10.17	45.14	55.31
15	Narmada	616	76	692	6.87	3.19	10.06
16	Navsari	50	18	68	0.39	0.74	1.13
17	Panchmahal	2,291	563	2,854	35.07	41.07	76.14
18	Patan	433	88	521	10.20	1.56	11.76
19	Porbandar	20		20	0.18		0.18
20	Rajkot	205	32	237	4.69	0.93	5.62
21	Sabarkantha	2,728	456	3,184	33.10	35.45	68.55
22	Surat	254	68	322	4.93	8.94	13.87
23	Surendranagar	277	128	405	9.11	6.90	16.01
24	Vadodara	431	307	738	21.73	8.30	30.03
25	Valsad	101	17	118	0.33	0.07	0.40
	<b>Total</b>	<b>15,974</b>	<b>8,738</b>	<b>24,712</b>	<b>254.50</b>	<b>431.94</b>	<b>686.44</b>
<b>Maharashtra</b>							
1	Ahmednagar	427	583	1,010	30.97	29.61	60.58
2	Akola	2,775	744	3,519	58.61	30.11	88.72
3	Amravati	1,294	644	1,938	53.78	40.22	94.00
4	Aurangabad	1,626	538	2,164	53.68	37.11	90.79
5	Beed	459	926	1,385	12.00	29.23	41.23
6	Bhandara	2,212	1,286	3,498	47.21	47.50	94.71
7	Buldhana	216	616	832	9.22	19.01	28.23
8	Chandrapur	9,263	5,747	15,010	237.47	161.49	398.96

(Rs. million)

Sl.No.	Name of the District	Cumulative No. of SHGs provided with bank loan upto 31 March 2004	No. of SHGs provided with bank loan during 01 April 2004 to 31 March 2005	Cumulative No. of SHGs provided with bank loan upto 31 March 2005	Cumulative bank loan disbursed upto 31 March 2004	Bank Loan disbursed during 01 April 2004 to 31 March 2005@	Cumulative bank loan disbursed upto 31 March 2005@
9	Dule & Nadurbagh	715	1,016	1,731	21.80	27.67	49.47
10	Gadchiroli	1,815	1,285	3,100	39.70	36.82	76.52
11	Gondia	329	848	1,177	8.80	28.45	37.25
12	Hingoli	43	189	232	0.90	7.01	7.91
13	Jalgaon	1,047	685	1,732	41.02	25.72	66.74
14	Jalna	533	411	944	18.44	25.37	43.81
15	Kolhapur	1,205	2,070	3,275	28.54	40.56	69.10
16	Latur	366	1,190	1,556	6.43	35.58	42.01
17	Nagpur	409	797	1,206	20.56	21.05	41.61
18	Nanded	2,061	1,290	3,351	39.89	39.84	79.73
19	Nandurbar	269	452	721	6.87	14.03	20.90
20	Nashik	733	490	1,223	38.18	25.52	63.70
21	Osmanabad	466	909	1,375	16.15	22.04	38.19
22	Parbhani	323	292	615	5.53	8.34	13.87
23	Pune	2,169	2,125	4,294	92.79	76.76	169.55
24	Raigad	520	853	1,373	8.12	32.29	40.41
25	Ratnagiri	644	510	1,154	17.65	20.67	38.32
26	Sangli	412	873	1,285	20.76	24.65	45.41
27	Satara	388	640	1,028	19.25	22.11	41.36
28	Sindhudurg	182	211	393	12.72	12.80	25.52
29	Solapur	892	867	1,759	37.11	44.34	81.45
30	Thane	671	553	1,224	20.58	20.52	41.10
31	Wardha	555	711	1,266	13.55	22.53	36.08
32	Washim	812	443	1,255	23.74	17.88	41.62
33	Yavatmal	2,704	1,817	4,521	74.09	51.18	125.27
	<b>TOTAL</b>	<b>38,535</b>	<b>32,611</b>	<b>71,146</b>	<b>1,136.10</b>	<b>1,098.01</b>	<b>2,234.11</b>
	<b>Sub Total</b>	<b>54,815</b>	<b>41,451</b>	<b>96,266</b>	<b>1,408.81</b>	<b>1,541.96</b>	<b>2,950.77</b>

Sl.No.	Name of the District	Cumulative No. of SHGs provided with bank loan upto 31 March 2004	No. of SHGs provided with bank loan during 01 April 2004 to 31 March 2005	Cumulative No. of SHGs provided with bank loan upto 31 March 2005	Cumulative bank loan disbursed upto 31 March 2004	Bank Loan disbursed during 01 April 2004 to 31 March 2005@	Cumulative bank loan disbursed upto 31 March 2005@
<b>Southern Region</b>							
<b>Andhra Pradesh</b>							
1	Adilabad	13,512	3,487	16,999	509.89	279.92	789.81
2	Anantapur	13,616	5,309	18,925	618.11	330.50	948.61
3	Chittoor	19,418	6,770	26,188	1215.24	720.53	1,935.77
4	East Godavari	46,399	12,475	58,874	2434.80	1210.97	3,645.77
5	Guntur	15,472	5,963	21,435	812.89	682.68	1,495.57
6	Kadapa	6,523	3,698	10,221	466.03	314.26	780.29
7	Karimnagar	16,242	4,697	20,939	649.47	319.14	968.61
8	Khammam	24,936	6,048	30,984	702.37	363.28	1,065.65
9	Krishna	17,766	4,195	21,961	755.93	420.91	1,176.84
10	Kurnool	16,732	4,620	21,352	612.98	433.63	1,046.61
11	Mahbubnagar	20,038	3,458	23,496	970.58	431.39	1,401.97
12	Medak	17,009	5,155	22,164	623.69	423.73	1,047.42
13	Nalgonda	10,992	5,513	16,505	582.23	477.89	1,060.12
14	Nellore	9,537	1,788	11,325	491.75	205.92	697.67
15	Nizamabad	13,319	3,053	16,372	541.05	245.30	786.35
16	Prakasam	13,222	4,310	17,532	706.59	507.69	1,214.28
17	Rangareddy	11,009	1,627	12,636	524.19	204.22	728.41
18	Srikakulam	25,654	2,178	27,832	1,262.67	652.72	1,915.39
19	Visakhapatnam	18,214	4,692	22,906	704.92	499.67	1,204.59
20	Vizianagaram	14,591	2,950	17,541	446.20	261.73	707.93
21	Warangal	23,395	4,336	27,731	838.98	405.58	1,244.56
22	West Godavari	17,980	11,029	29,009	813.23	785.48	1,598.71
	<b>Total</b>	<b>385,576</b>	<b>107,351</b>	<b>492,927</b>	<b>17,283.79</b>	<b>10,177.14</b>	<b>27,460.93</b>
<b>Karnataka</b>							
1	Bagalkot	1,306	773	2,079	28.18	26.51	54.69
2	Bangalore (R)	1,692	3,598	5,290	48.49	245.50	293.99
3	Bangalore (U)	872	489	1,361	38.21	65.47	103.68



(Rs. million)

Sl.No.	Name of the District	Cumulative No. of SHGs provided with bank loan upto 31 March 2004	No. of SHGs provided with bank loan during 01 April 2004 to 31 March 2005	Cumulative No. of SHGs provided with bank loan upto 31 March 2005	Cumulative bank loan disbursed upto 31 March 2004	Bank Loan disbursed during 01 April 2004 to 31 March 2005@	Cumulative bank loan disbursed upto 31 March 2005@
4	Belgaum	3,159	2,896	6,055	110.40	109.75	220.15
5	Bellary	6,253	2,420	8,673	155.09	83.65	238.74
6	Bidar	7,174	1,611	8,785	204.24	67.65	271.89
7	Bijapur	1,654	1,285	2,939	50.52	46.91	97.43
8	Chamarajanagar	2,625	1,515	4,140	93.03	63.13	156.16
9	Chikmagalur	1,214	1,140	2,354	38.03	42.95	80.98
10	Chitradurga	7,098	1,305	8,403	171.74	78.48	250.22
11	Dakshin Kannada	14,934	6,149	21,083	405.95	194.46	600.41
12	Davangere	1,385	1,946	3,331	31.08	105.54	136.62
13	Dharwad	2,035	1,194	3,229	50.85	44.26	95.11
14	Gadag	949	856	1,805	22.33	25.07	47.40
15	Gulbarga	4,576	2,943	7,519	124.46	81.37	205.83
16	Hassan	6,929	4,643	11,572	166.10	181.49	347.59
17	Haveri	1,347	1,314	2,661	31.91	57.83	89.74
18	Kodagu	1,374	623	1,997	33.21	36.56	69.77
19	Kolar	4,815	2,274	7,089	105.65	113.20	218.85
20	Koppal	1,236	1,237	2,473	19.27	40.20	59.47
21	Mandya	3,944	2,905	6,849	86.41	102.42	188.83
22	Mysore	6,414	6,035	12,449	172.20	304.09	476.29
23	Raichur	2,040	1,499	3,539	41.81	46.13	87.94
24	Shimoga	3,788	1,766	5,554	166.09	138.67	304.76
25	Tumkur	6,661	4,069	10,730	138.06	241.89	379.95
26	Udupi	6,416	1,623	8,039	242.45	65.57	308.02
27	Uttara Kannada	1,976	1,224	3,200	60.43	56.60	117.03
<b>Total</b>		<b>103,866</b>	<b>59,332</b>	<b>163,198</b>	<b>2,836.18</b>	<b>2,665.35</b>	<b>5,501.53</b>
<b>Kerala</b>							
1	Alappuzha	3,598	1,760	5,358	146.11	145.54	291.65
2	Ernakulam	2,281	3,328	5,609	56.27	83.03	139.30
3	Idukki	4,827	3,469	8,296	209.50	214.39	423.89
4	Kannur	2,062	740	2,802	51.79	30.07	81.86

Sl.No.	Name of the District	Cumulative No. of SHGs provided with bank loan upto 31 March 2004	No. of SHGs provided with bank loan during 01 April 2004 to 31 March 2005	Cumulative No. of SHGs provided with bank loan upto 31 March 2005	Cumulative bank loan disbursed upto 31 March 2004	Bank Loan disbursed during 01 April 2004 to 31 March 2005@	Cumulative bank loan disbursed upto 31 March 2005@
5	Kasargod	543	304	847	19.33	19.29	38.62
6	Kollam	2,559	2,873	5,432	134.40	179.72	314.12
7	Kottayam	1,578	564	2,142	59.21	30.66	89.87
8	Kozhikode	1,476	657	2,133	37.38	23.56	60.94
9	Malappuram	3,303	423	3,726	62.35	24.59	86.94
10	Palakkad	1,060	1,398	2,458	31.94	58.40	90.34
11	Pathanamthitta	1,230	1,276	2,506	55.01	125.34	180.35
12	Thiruvananthapuram	1,828	4,879	6,707	43.11	122.68	165.79
13	Thrissur	3,568	4,176	7,744	214.37	142.53	356.90
14	Wayanad	3,815	1,234	5,049	108.29	66.67	174.96
	<b>Total</b>	<b>33,728</b>	<b>27,081</b>	<b>60,809</b>	<b>1,229.06</b>	<b>1,266.47</b>	<b>2,495.53</b>
<b>Tamil Nadu</b>							
1	Coimbatore	2,106	2,640	4,746	123.43	72.02	195.45
2	Cuddalore	4,326	788	5,114	217.59	23.09	240.68
3	Dharmapuri	14,894	14,728	29,622	1552.81	1,642.69	3,195.50
4	Dindigul	3,620	1,111	4,731	173.78	129.62	303.40
5	Erode	2,574	369	2,943	153.67	52.54	206.21
6	Kancheepuram	5,878	4,205	10,083	188.52	490.44	678.96
7	Kanyakumari	6,526	1,628	8,154	168.14	88.92	257.06
8	Karur	1,302	468	1,770	44.04	40.32	84.36
9	Madurai	7,828	2,445	10,273	725.01	285.16	1,010.17
10	Nagapattinam	4,968	155	5,123	216.69	18.05	234.74
11	Namakkal	3,166	683	3,849	208.00	79.69	287.69
12	Nilgiris	1,999	1,727	3,726	61.83	78.07	139.90
13	Perambalore	744	1,231	1,975	42.52	44.24	86.76
14	Pudukottai	3,699	942	4,641	441.47	109.84	551.31
15	Ramanathapuram	7,513	1,256	8,769	478.30	334.69	812.99
16	Salem	5,756	3,679	9,435	324.23	429.18	753.41
17	Sivaganga	7,921	2,463	10,384	773.04	287.27	1,060.31

(Rs. million)

Sl.No.	Name of the District	Cumulative No. of SHGs provided with bank loan upto 31 March 2004	No. of SHGs provided with bank loan during 01 April 2004 to 31 March 2005	Cumulative No. of SHGs provided with bank loan upto 31 March 2005	Cumulative bank loan disbursed upto 31 March 2004	Bank Loan disbursed during 01 April 2004 to 31 March 2005@	Cumulative bank loan disbursed upto 31 March 2005@
18	Tanjavur	4,936	2,930	7,866	206.70	209.51	416.21
19	Theni	661	278	939	65.78	32.42	98.20
20	Tiruchirappalli	8,672	4,708	13,380	277.44	549.19	826.63
21	Tirunelveli	15,952	11,677	27,629	1,034.43	1,362.04	2,396.47
22	Tiruvallore	1,373	975	2,348	68.15	113.68	181.83
23	Tiruvannamalai	3,462	2,131	5,593	208.76	179.81	388.57
24	Tiruvarur	3,643	836	4,479	218.05	97.56	315.61
25	Tuticorin	9,111	1,920	11,031	505.70	265.49	771.19
26	Vellore	4,408	1,028	5,436	169.30	76.41	245.71
27	Villupuram	6,417	3,074	9,491	301.86	358.51	660.37
28	Virudhunagar	6,806	362	7,168	365.00	14.30	379.30
	<b>TOTAL</b>	<b>150,261</b>	<b>70,437</b>	<b>220,698</b>	<b>9,314.25</b>	<b>7,464.75</b>	<b>16,779.00</b>
<b>U.T. of Pondicherry</b>							
	<b>Pondicherry</b>	<b>925</b>	<b>384</b>	<b>1,309</b>	<b>75.93</b>	<b>108.50</b>	<b>184.43</b>
	<b>Sub-Total</b>	<b>674,356</b>	<b>264,585</b>	<b>938,941</b>	<b>30,739.21</b>	<b>21,682.21</b>	<b>52,421.42</b>
	<b>GRAND TOTAL</b>	<b>1,079,091</b>	<b>539,365</b>	<b>1,618,456</b>	<b>39,042.08</b>	<b>29,942.52</b>	<b>68,984.60</b>

@ includes an amount of Rs.12,676.39 million provided to 258,092 existing SHGs



# STATEMENT IX

## SHG-Bank Linkage - Statewise Details of Partner Agencies upto 31 March 2005

Sl. No.	Region/State	No. of Partner Agencies	Cumulative No. of SHGs promoted by Partner NGOs and other agencies upto 31 March 2005	Of Col. 4 No. of SHGs promoted by DRDAs/ DWDA and other govt. agencies upto 31 March 2005	Of Col. 4 No. of SHGs promoted by VVV Clubs upto 31 March 2005	Of Col. 4 No. of SHGs promoted by Banks upto 31 March 2005	Of Col. 4 No. of SHGs promoted by IRVs upto 31 March 2005
<b>A</b>	<b>Northern Region</b>						
1	Himachal Pradesh	78	26,722	14,962	142	805	
2	Rajasthan	159	62,690	36,365	365		
3	Punjab & Haryana	27	11,000	9,845	28	195	
4	New Delhi	5	579	0			
5	Jammu & Kashmir	19	1,718	0			
	<b>TOTAL (A)</b>	<b>288</b>	<b>102,709</b>	<b>61,172</b>	<b>535</b>	<b>1,000</b>	<b>0</b>
<b>B</b>	<b>North Eastern Region</b>						
6	Assam	54	83,714	0			
7	Meghalaya	16	4,991	3,443			
8	Tripura	27	1,201	28			
9	Sikkim	9	645	70	5	114	
10	Manipur	9	1,956			850	
11	Nagaland	14	590				
12	Arunachal Pradesh (Itanagar)	2	55	0			
13	Mizoram	7	339			18	
	<b>TOTAL (B)</b>	<b>138</b>	<b>93,491</b>	<b>3,541</b>	<b>5</b>	<b>982</b>	<b>0</b>
<b>C</b>	<b>Eastern Region</b>						
14	Orissa	680	155,800	104,157	127	11,013	436
15	Bihar	123	57,599	0	860	464	190
16	Jharkhand	193	31,890	3,934	61	1,168	
17	West Bengal	302	165,636		4,649		
18	UT of A & N Islands	9	294	0			
	<b>TOTAL (C)</b>	<b>1,307</b>	<b>411,219</b>	<b>108,091</b>	<b>5,697</b>	<b>12,645</b>	<b>626</b>

Sl. No.	Region/State	No. of Partner Agencies	Cumulative No. of SHGs promoted by Partner NGOs and other agencies upto 31 March 2005	Of Col. 4 No. of SHGs promoted by DRDAs/ DWDA and other govt. agencies upto 31 March 2005	Of Col. 4 No. of SHGs promoted by VVV Clubs upto 31 March 2005	Of Col. 4 No. of SHGs promoted by Banks upto 31 March 2005	Of Col. 4 No. of SHGs promoted by IRVs upto 31 March 2005
<b>D</b>	<b>Central Region</b>						
19	Madhya Pradesh	181	383,700	367,315	119	899	35
20	Chhattisgarh	30	46,875	37,135	0	544	250
21	Uttar Pradesh	318	184,545	36,500	2,005	12,456	0
22	Uttaranchal	85	26,316	22,811	13	3,492	
	<b>TOTAL (D)</b>	<b>614</b>	<b>641,436</b>	<b>463,761</b>	<b>2,137</b>	<b>17,391</b>	<b>285</b>
<b>E</b>	<b>Western Region</b>						
23	Gujarat	164	53,922		446	540	
24	Maharashtra	249	98,189	14,743	396	54,174	0
25	Goa	21	717	5	38	385	0
	<b>TOTAL (E)</b>	<b>434</b>	<b>152,828</b>	<b>14,748</b>	<b>880</b>	<b>55,099</b>	<b>0</b>
<b>F</b>	<b>Southern Region</b>						
26	Andhra Pradesh	120	548,971	526,328	114	2,381	
27	Karnataka	707	236,866	106,049	875	49,679	
28	Kerala	220	101,773	28,700	3,355		
29	Tamil Nadu & UTP	495	296,964		421	943	
	<b>TOTAL (F)</b>	<b>1,542</b>	<b>1,184,574</b>	<b>661,077</b>	<b>4,765</b>	<b>53,003</b>	<b>0</b>
	<b>GRAND TOTAL</b>	<b>4,323</b>	<b>2,586,257</b>	<b>1,312,390</b>	<b>14,019</b>	<b>140,120</b>	<b>911</b>

# STATEMENT X

## GRANT SUPPORT TO NGOs FOR PROMOTION AND LINKAGE OF SHGs AS ON 31 MARCH 2005 LIST OF ONGOING PROJECTS

(Rs. million)

Sl.No.	AGENCY	Year of Sanction	No. of projects	Districts to be covered	No. of SHGs to be promoted and linked	Grant Sanctioned				
							Grant Released	No. of SHGs promoted	No. of SHGs with SB A/cs	No. of SHGs credit linked
NORTHERN REGION										
HARYANA										
1	Samaj Vikas Prayatan Kendra	2000		Bhiwani, Haryana	50	0.075	0.015	50	50	25
2	Apna Bank Council	2001		Bhiwani, Haryana	60	0.090	0.044	60	42	10
3	Sant Nischal Singh Foundation	2001		Gurgaon, Haryana	40	0.060	0.054	40	40	29
4	Jan Seva Kendra	2001		Mahendragarh, Haryana	30	0.045	0.032	30	30	13
5	Adarsh Gram Udyog Samiti	2003		Karnal, Haryana	40	0.072	0.036	102	102	32
6	Morning Glory Public Society	2003		Rewari	30	0.054	0.027	27	19	0
7	Rashtriya Yuva Sangathan	2003		Karnal	40	0.072	0.036	56	56	10
8	Sant Nischal Singh Foundation	2003		Gurgaon and Mahendragarh	200	0.294	0.029	32	32	14
9	Pragati Social Service Society	2004		Karnal	55	0.099	0.020	17	17	0
10	DEEPALAYA	2004		Gurgaon	50	0.090	0.018	10	5	0
11	All India Samaj Sewa Kendra	2004		Yamunanagar	50	0.090	0.063	104	100	17
12	Society for Promotion of Youth and Masses	2004		Faridabad	50	0.090	0.018	0	0	0
13	INDCARE	2004		Yamunanagar	50	0.090	0.000	0	0	0
13	Ongoing Total		13		745	1.221	0.392	528	493	150
	TOTAL		16	[15]	905	1.497	0.439	571	533	161



(Rs. million)

Sl.No.	AGENCY	Year of Sanction	No. of projects	Districts to be covered	No. of SHGs to be promoted and linked	Grant Sanctioned				
							Grant Released	No. of SHGs promoted	No. of SHGs with SB A/cs	No. of SHGs credit linked
PUNJAB										
1	The Salesian Society of Don Bosco	2001		Patiala, Punjab	50	0.075	0.066	85	85	52
2	Bethany Convent Ramdas	2003		Amritsar	50	0.090	0.054	36	18	0
3	Ambuja Cement Foundation	2003		Rupnagar	25	0.038	0.012	22	17	0
4	Rural Environmental Enterprises Development Society	2003		Fatehgarh Sahib and Rupnagar	75	0.135	0.032	25	11	9
5	SS Memorial Education Society	2003		Rupnagar	25	0.045	0.018	29	28	5
6	Guru Kripa Society	2003		Rupnagar	30	0.054	0.011	30	30	0
7	Progressive Youth Forum	2003		Patiala	50	0.090	0.040	50	45	33
8	The Salesian Society of Don Bosco	2003		Patiala	50	0.075	0.015	45	44	16
9	PAHAL	2004		Kapurthala	50	0.100	0.020	48	47	0
10	Institute of Sisters of Charity	2004		Amritsar	50	0.100	0.031	27	11	6
11	Ambuja Cement Foundation	2004		Bathinda	20	0.036	0.007	4	4	0
12	The Salesian Society of Don Bosco	2004		Patiala and UT of Chandigarh	35	0.063	0.000	0	0	0
13	Progressive Youth Forum	2005		Patiala	50	0.090	0.000	0	0	0
13	Ongoing Total		13		560	0.991	0.307	401	340	121
NEW DELHI										
1	Model Rural Youth Development Organisation	2003		New Delhi	40	0.075	0.065	41	40	31
2	CHETNALAYA	2004		Delhi	25	0.050	0.010	81	10	0
3	SAYA	2004		Delhi	25	0.050	0.000	10	0	0
4	Jan Shikshan Sansthan	2004		Rural Delhi	50	0.100	0.020	10	5	
4	Ongoing Total		4		140	0.275	0.095	142	55	31
	Completed/Closed projects		1		500	2.150		307	307	307

Sl.No.	AGENCY	Year of Sanction	No. of projects	Districts to be covered	No. of SHGs to be promoted and linked	Grant Sanctioned				
							Grant Released	No. of SHGs promoted	No. of SHGs with SB A/cs	No. of SHGs credit linked
HIMACHAL PRADESH										
1	Himalayan Edu. cum Art and Cultl. Soc.	2000		Kullu	70	0.044	0.027	70	70	25
2	Samaj Kalyan Evam Vikas Mandal			Mandi	100	0.100	0.063	128	106	71
3	Society for Advn. of Village Economy		2000	Kullu	100	0.100	0.090	196	188	114
4	Society for Rural Development and Action	2000		Mandi	100	0.100	0.086	145	114	86
5	Mahila Kalyan Evam Sewa Samiti	2000		Shimla	70	0.100	0.085	70	52	52
6	Society for Social Action for Human and Rural Awareness	2001		Mandi	50	0.040	0.037	50	47	47
7	The Social Work and Environment in Rural Areas	2002		Kangra	200	0.309	0.265	200	200	163
8	Zilla Saksharta Samiti	2002		Bilaspur	200	0.230	0.114	120	100	90
9	Lok Vikas Mandal	2003		Hamirpur and Kangra	60	0.063	0.046	60	41	41
10	Parayavaran Avam Gramin Vikas Sansthan	2003		Solan	100	0.118	0.024	100	0	0
11	The Zilla Saksharata Abhiyan Samiti	2003		Una	100	0.120	0.000	0	0	0
12	Upliftment through Humane Action	2003		Sirmour	25	0.032	0.025	25	25	14
13	Mandi Saksharta Samiti	2003		Mandi	2,000	1.918	1.527	2,000	1,499	1,499
14	The Ambuja Cement Foundation	2003		Solan	50	0.050	0.027	30	26	15
15	Yuva Mahamandal Dhartidhar	2004		Hamirpur	50	0.065	0.013	0	0	0
16	Mahila Vikas Sanghathan	2004		Shimla	40	0.052	0.010	0	0	0
17	The Energy Enviroonment Group	2004		Kangra	100	0.099	0.076	100	96	37
18	Foundation for Development Research and Action	2004		Kangra	50	0.065	0.013	0	0	0

(Rs. million)

Sl.No.	AGENCY	Year of Sanction	No. of projects	Districts to be covered	No. of SHGs to be promoted and linked	Grant Sanctioned				
							Grant Released	No. of SHGs promoted	No. of SHGs with SB A/cs	No. of SHGs credit linked
19	Institute for Development Studies	2004		Kullu	50	0.075	0.015	0	0	0
20	Assn. for Social and Hills Advancement	2004		Kangra	50	0.065	0.013	0	0	0
21	Kasa-Visa	2004		Shimla	50	0.075	0.015	0	0	0
22	Kangra Mahila Sabha	2004		Kangra	50	0.065	0.013	0	0	0
23	Maa Shakti	2005		Kullu	50	0.075	0.000	0	0	0
24	SWARG	2005		Kangra	50	0.065	0.000	0	0	0
25	Gramin Seva Ashram	2005		Kangra	300	0.600	0.000	0	0	0
<b>25</b>	<b>Ongoing Total</b>		<b>25</b>		<b>4,065</b>	<b>4.624</b>	<b>2.584</b>	<b>3,294</b>	<b>2,564</b>	<b>2,254</b>
	<b>JAMMU</b>									
1	Lok Sewa Sangathan	2001		Udhampur	60	0.090	0.054	78	50	40
2	Catholic Social Service Society	2002		Jammu	75	0.104	0.022	51	46	36
3	J&K Zari Art Society	2002		Jammu	50	0.075	0.021	80	53	22
4	Gramudyog Hastakala Kendra	2002		Kathua	200	0.328	0.228	209	184	144
5	Sudhar Sabha Committee	2003		Udhampur	60	0.100	0.070	62	53	47
6	Kristu Jyoti Social Welfare Society	2003		Jammu	200	0.300	0.104	216	116	91
7	Jan Kalyan Lok Sewa Sansthan	2004		Udhampur	50	0.084	0.017	53	23	0
8	Integrated National Development Centre for Advanced Reforms and Education	2004		Jammu	50	0.085	0.017	28	0	0
9	New J&K Women Welfare Society	2004		Jammu	25	0.042	0.008	21	4	0
10	National Institute of Eduation and Tech. Arts	2004		Jammu	25	0.042	0.008	8	0	0
<b>10</b>	<b>Ongoing Total</b>		<b>10</b>		<b>795</b>	<b>1.249</b>	<b>0.550</b>	<b>806</b>	<b>529</b>	<b>380</b>



Sl.No.	AGENCY	Year of Sanction	No. of projects	Districts to be covered	No. of SHGs to be promoted and linked	Grant Sanctioned				
							Grant Released	No. of SHGs promoted	No. of SHGs with SB A/cs	No. of SHGs credit linked
	<b>RAJASTHAN</b>									
1	Apna Sansthan	1998		Udaipur	46	0.039	0.008	47	31	4
2	Hanuman Van Vikas Samithi	1998		Udaipur	95	0.072	0.052	87	62	38
3	Social Work and Environment for Rural Advancement	2000		Ajmer	20	0.033	0.020	32	30	20
4	Subodh Shiksha Samiti	2000		Sikar	60	0.089	0.045	52	42	36
5	Hadoti Adim Jan Jathi Vikas Samithi	2000		Kota and Baran	30	0.039	0.027	26	26	3
6	Rural Development Society			Tonk	30	0.030	0.023	38	38	26
7	Asian Centre for Organisation Research and Development	2000		Bharatpur	100	0.150	0.067	55	53	13
8	Abhinav Shiksha Samithi	2000		Banaswara	100	0.100	0.079	123	122	31
9	Rudsovat	2001		Sawai Madhopur	160	0.212	0.088	91	91	51
10	Navchar Sansthan	2001		Chittorgarh	41	0.044	0.009	123	102	0
11	Shiv Shiksha Samithi	2001		Tonk	25	0.034	0.021	34	30	25
12	Hadoti Tech. Training and Service Institute	2001		Kota and Baran	60	0.102	0.041	59	22	11
13	Jaisal Mahila Bal Kalyan Samiti	2001		Jaisalmer and Jodhpur	50	0.087	0.017	19	19	0
14	Vasundhara Seva Samiti	2002		Barmer	50	0.085	0.017	41	33	0
15	Centre for Community Economics and Dev. Consultant's Society	2002		Jaipur, Tonk and Baran	350	0.555	0.350	398	337	112
16	Kasturba Mahila Shiksha Samiti	2002		Jaipur	50	0.079	0.016	47	32	0

(Rs. million)

Sl.No.	AGENCY	Year of Sanction	No. of projects	Districts to be covered	No. of SHGs to be promoted and linked	Grant Sanctioned				
							Grant Released	No. of SHGs promoted	No. of SHGs with SB A/cs	No. of SHGs credit linked
17	Vinoba Seva Samiti	2002		Jhalawar	50	0.084	0.000	0	0	0
18	Society for All Round Development	2002		Bharatpur	25	0.042	0.042	9	9	0
19	Shanti Maitri Mission Sansthan	2002		Bikaner	50	0.074	0.030	50	37	26
20	Vigyan Samiti	2002		Udaipur	50	0.095	0.059	51	48	32
21	Society for Education Conscientisation Awareness and Training	2002		Nagaur	50	0.080	0.039	68	50	41
22	Mahila Hastshilpa Samiti	2002		Bikaner	50	0.087	0.063	81	63	47
23	Sakhi Samiti	2002		Alwar	100	0.173	0.099	100	88	76
24	Bhagwan Mahaveer Viklang Sahayata Samiti	2002		Jodhpur	200	0.360	0.144	105	105	60
25	Matra Shakti Sansthan	2003		Sawai Madhopur	60	0.107	0.058	64	60	32
26	Urmul Khejri Sansthan	2003		Nagaur	100	0.181	0.058	60	30	8
27	Shubham Mahila Prashikshan Sansthan	2003		Alwar	60	0.105	0.026	58	23	17
28	Jaipur Rural Health and Development Trust	2003		Jaipur	100	0.178	0.036	50	40	0
29	Society for Sustainable Development	2003		Karauli	60	0.113	0.023	137	126	0
30	Urmul Rural Health Research and Development Trust	2003		Bikaner	100	0.177	0.048	34	27	15
31	Society for Development, Health, Hygiene and Rural Action , DHARA	2003		Barmer	50	0.089	0.018	49	49	6
32	Bharatiya Grameen Mahila Lok Kala Sansthan	2003		Alwar	50	0.089	0.025	40	20	11
33	Kshetriya Samagra Lok Vikas Sangh	2003		Bikaner	100	0.178	0.062	58	58	14
34	Urmul Semant Samiti	2003		Bikaner	100	0.178	0.091	115	115	83

Sl.No.	AGENCY	Year of Sanction	No. of projects	Districts to be covered	No. of SHGs to be promoted and linked	Grant Sanctioned				
							Grant Released	No. of SHGs promoted	No. of SHGs with SB A/cs	No. of SHGs credit linked
35	Jan Kalyan Sanshtan	2003		Jaisalmer	50	0.090	0.036	50	50	30
36	Jan Chetna Sansthan	2003		Sirohi	100	0.180	0.081	168	95	52
37	Urmul Marusthali Bunkar Vikas Samiti	2003		Jodhpur	100	0.180	0.054	35	35	20
38	Surbhi Shiksha Avam Samagra Sansthan	2003		Alwar	60	0.108	0.011	19	0	0
39	Khadi Mandir	2004		Bikaner	50	0.090	0.024	55	55	10
40	Lok Kalyan Sansthan	2004		Barmer	100	0.180	0.084	85	82	7
41	Consumer Unity and Trust Society	2004		Bhilwara	200	0.360	0.072	39	27	0
42	Arawali Sewa Samiti	2004		Sirohi	50	0.098	0.020	35	25	1
43	Academy of Educational Society	2004		Baran	50	0.087	0.017	30	25	0
44	Ambuja Cement Foundation	2004		Pali	50	0.070	0.014	16	12	7
45	Sarvajanik Vikas Sewa Sansthan	2004		Barmer	50	0.088	0.061	59	59	13
46	Samagra Jagriti and Vikas Sansthan	2004		Chittorgarh	50	0.088	0.018	59	33	0
47	Indian Institute for Rural Development	2004		Jhalawar and Tonk	300	0.578	0.039	207	185	165
48	Bhoruka Charitable Trust	2004		Churu	250	0.454	0.045	0	0	0
49	Anubhuti Cira Sansthan	2005		Chittorgarh	50	0.098	0.000	0	0	0
50	Rajasthan Agril. and Rural Horticulture Development Institute	2005		Dausa	50	0.098	0.020	21	9	0
51	Rural Education Development Society	2005		Barmer	50	0.098	0.020	15	10	0
52	Mahila Mandal	2005		Barmer	50	0.098	0.020	18	18	0
53	Jhunjhunu Zilla Paryavaran Sudhar Samithi	2005		Jhunjhunu	100	0.188	0.000	0	0	0
54	Aparajita Sansthan Balesar	2005		Jodhpur	50	0.098	0.000	0	0	0



(Rs. million)

Sl.No.	AGENCY	Year of Sanction	No. of projects	Districts to be covered	No. of SHGs to be promoted and linked	Grant Sanctioned				
							Grant Released	No. of SHGs promoted	No. of SHGs with SB A/cs	No. of SHGs credit linked
55	Human Education Learning and Development Planning	2005		Chittorgarh	50	0.098	0.000	40	30	0
56	Society to Uplift Rural Economy	2005		Barmer	50	0.098	0.020	0	0	0
57	Gram Vikas Sewa Sansthan	2005		Jodhpur	50	0.098	0.020	0	0	0
58	Sangam Sansthan	2005		Udaipur	25	0.049	0.000	0	0	0
59	Jan Sambal	2005		Alwar	50	0.090	0.000	0	0	0
60	Ruchi Gramin Vikas Sansthan	2005		Jaipur	25	0.049	0.000	0	0	0
<b>60</b>	<b>Ongoing Total</b>		<b>60</b>		<b>4,682</b>	<b>7.944</b>	<b>2.473</b>	<b>3,352</b>	<b>2,768</b>	<b>1,143</b>
	<b>Completed / Closed projects</b>		<b>20</b>		<b>2,065</b>	<b>2.909</b>	<b>1.926</b>	<b>2,073</b>	<b>1,993</b>	<b>1,639</b>
	<b>Ongoing projects - Region A</b>		<b>125</b>		<b>10,987</b>	<b>16.305</b>	<b>6.401</b>	<b>8,523</b>	<b>6,749</b>	<b>4,079</b>
	<b>Completed/ Closed projects</b>		<b>104</b>		<b>3,194</b>	<b>13.599</b>	<b>11.737</b>	<b>3,002</b>	<b>2,875</b>	<b>2,446</b>

**NORTH EASTERN REGION****ASSAM**

1	Deshbandhu Club	2002		Barak Valley	150	0.226	0.045	150	150	0
2	Agro Development and Social Welfare Organsiation	2003		Barpeta	50	0.078	0.070	85	81	60
3	Samannaya Rakshee Sangkritic Anusthan	2003		Barpeta	50	0.078	0.067	50	50	40
4	Anjali Sukhati Self Help Group Foundation	2003		Kokrajhar	60	0.092	0.064	154	154	78
5	Barkukuria Gopalpur Milan Yuvak Sangha	2003		Kamrup	50	0.075	0.053	50	50	0

Sl.No.	AGENCY	Year of Sanction	No. of projects	Districts to be covered	No. of SHGs to be promoted and linked	Grant Sanctioned				
							Grant Released	No. of SHGs promoted	No. of SHGs with SB A/cs	No. of SHGs credit linked
6	Boloma Yuva Vikash Kendra	2003		Jorhat	50	0.085	0.033	53	53	2
7	Sipajhar Diamond Club Community Centre	2003		Darrang	70	0.095	0.019	70	70	70
8	Sarbu Gram Sewa Sangha	2003		Dhemaji	100	0.155	0.109	138	138	11
9	Gramya Arthanaitik Bikash Kendra	2003		Kamrup	50	0.065	0.033	50	50	3
10	Ajgar Social Circle	2003		Goalpara	100	0.136	0.056	52	49	0
11	Gauripur Vivekananda Club	2003		Dhubri	100	0.152	0.076	106	105	55
12	A Groundwork for Advancement for North East Frontiers	2003		Darrang	50	0.083	0.055	60	60	37
13	Lok Sewa Samittee	2003		Nalbari	80	0.113	0.051	80	80	1
14	Jyothi Puthibharal and Yuvak Sangha	2003		Sonitpur	100	0.176	0.134	107	107	32
15	Agency for Rural Income Generation and Management [GRAMIN]	2004		Sonitpur and N. Lakhimpur	800	1.364	1.013	738	738	405
16	Puberan Atma Sahayak Gott Unnayan Kendra	2004		Darrang	200	0.269	0.054	0	0	0
17	Manav Shakti Jagaran	2004		Nalbari	50	0.100	0.000	0	0	0
18	Well Wisher	2004		Goalpara	50	0.088	0.000	0	0	0
19	Pancharatna Gramya Bikash Kendra	2005		Nalbari	115	0.195	0.000	0	0	0
<b>19</b>	<b>Ongoing Total</b>		<b>19</b>		<b>2,275</b>	<b>3.625</b>	<b>1.932</b>	<b>1,943</b>	<b>1,935</b>	<b>794</b>
<b>MANIPUR</b>										
1	Peoples Education for Awareness and Community Empowerment Organisation	2003		Imphal East, West, Bishnupur and Thoubal districts	50	0.090	0.058	50	32	32
<b>1</b>	<b>Ongoing Total</b>		<b>1</b>		<b>50</b>	<b>0.090</b>	<b>0.058</b>	<b>50</b>	<b>32</b>	<b>32</b>

(Rs. million)

SI.No.	AGENCY	Year of Sanction	No. of projects	Districts to be covered	No. of SHGs to be promoted and linked	Grant Sanctioned				
							Grant Released	No. of SHGs promoted	No. of SHGs with SB A/cs	No. of SHGs credit linked
MEGHALAYA										
1	FMA-Outreach for Underprivileged Women and Children	2004		East Khasi, West Khasi, West Garo Hills and Jaintia Hills	50	0.100	0.020	34	22	0
2	New Rompa Mebit Club	2004		West and South Gari Hill	100	0.200	0.040	45	37	0
2	Ongoing Total		2		150	0.300	0.060	79	59	0
ARUNACHAL PRADESH										
1	Yuva Vikash Sanghatan	2003		West Siang	30	0.051	0.036	30	30	0
2	Future Generation Arunachal	2004		Papumpare	25	0.050	0.010	10	7	0
3	Future Generation Arunachal	2004		Papumpare	25	0.050	0.010	6	6	0
3	Ongoing Total		3		80	0.151	0.056	46	43	0
TRIPURA										
1	Jana Unnayan Samithi Tripura	2003		West Tripura, South Tripura, Dhalai Tripura and North Tripura districts	100	0.200	0.040	62	62	0
2	Borok Mothers' Society	2004		West Tripura	100	0.200	0.040	71	0	0
2	Ongoing Total		2		200	0.400	0.080	133	62	0
MIZORAM										
1	Community Development Action and Reflection	2004		Serchhip	12	0.024	0.000	0	0	0
2	Zonu Welfare Society	2004		Champhal and Aizwal	12	0.024	0.000	0	0	0
2	Ongoing Total		2		24	0.048	0.000	0	0	0



Sl.No.	AGENCY	Year of Sanction	No. of projects	Districts to be covered	No. of SHGs to be promoted and linked	Grant Sanctioned				
							Grant Released	No. of SHGs promoted	No. of SHGs with SB A/cs	No. of SHGs credit linked
SIKKIM										
1	Tumin Shivalian Club	2003		East Sikkim	10	0.020	0.006	6	6	0
2	Nawa Samaj Polok	2005		South Sikkim	10	0.020	0.010	10	10	0
3	NCUI	2005		South Sikkim	10	0.020	0.010	10	10	0
4	Gram Vikas Sanghtan	2005		East Sikkim	10	0.020	0.010	10	10	0
5	RGVN	2005		South Sikkim	10	0.020	0.010	10	10	0
6	Pacific Club	2005		South Sikkim	5	0.010	0.001	5	5	0
6	Ongoing Total		6		55	0.110	0.046	51	51	0
	Completed/ Closed projects		10		1,165	1.909	1.634	2,964	2,392	950
	On going projects - Region B		45	[40]	3,999	6.632	3.866	5,266	4,574	1,776
EASTERN REGION										
BIHAR										
1	Matadeen Mahila Manch	2000		Muzafarpur	100	0.100	0.047	179	179	111
2	Gram Nirman Mandal	2000		Nawadah	100	0.100	0.020	75	75	0
3	Parivartan Vikas Rohtas	2000		Rohtas	100	0.100	0.100	123	123	122
4	Gramin Vikas Sansthan	2000		Gaya	100	0.100	0.100	138	110	110
5	Bhojpur Sampurn Saksharta Abhiyan	2001		Bhojpur	100	0.100	0.020	135	135	14
6	Patna Notre Dame Sisters Society	2001		East Champaran	140	0.210	0.066	110	94	40
7	Gramin Samaj Kalyan Sansthan	2001		Samastipur	60	0.060	0.058	103	103	66
8	Mahila Silai Prashikshan Sah Utpadan Kendra	2001		Samastipur	60	0.060	0.026	71	64	51
9	Jan Jagaran Sansthan	2001		Nalanda	100	0.100	0.020	33	33	0
10	Darpan Sarvodaya Vikas Sansthan	2001		Gaya	100	0.100	0.061	150	150	86

(Rs. million)

Sl.No.	AGENCY	Year of Sanction	No. of projects	Districts to be covered	No. of SHGs to be promoted and linked	Grant Sanctioned				
							Grant Released	No. of SHGs promoted	No. of SHGs with SB A/cs	No. of SHGs credit linked
11	Reshma Gramin Vikash Sangh	2002		Jehanabad	100	0.101	0.000	0	0	0
12	Akhil Gramin Yuwa Vikash Samiti	2002		Muzaffarpur	100	0.180	0.036	91	91	8
13	Bihar Dalit Vikas Samiti	2002		Jahanabad	100	0.172	0.000	48	48	0
14	Gramyasheel	2003		Supaul	200	0.354	0.269	176	176	143
15	Nari Shishu Jagruti Kendra	2003		Samastipur	100	0.163	0.033	44	44	10
16	Akhil Bharatiya Jan Kalyan Parishad	2003		West Champaran	50	0.079	0.016	28	28	0
17	Nav Bharati Kala Manch	2003		Saran	100	0.100	0.020	82	82	3
18	Kanchan Seva Ashram	2003		Muzaffarpur	100	0.120	0.045	187	109	62
19	Jan Kalyan Vikas Sansthan	2003		Saran	100	0.100	0.020	51	35	19
20	Samagra Vikas Sanstha	2003		West Champaran	100	0.102	0.020	31	31	0
21	Bharatiya Manav Vikas Sansthan	2003		West Champaran	100	0.180	0.000	17	17	4
22	Kanti Sri Sewa Samiti	2003		Madhubani	75	0.094	0.009	65	65	0
23	Resource Development and Management Organisation	2003		West Champaran	50	0.090	0.077	69	50	40
24	Gram Punarnirman Kendra	2003		Supaul	100	0.114	0.000	0	0	0
25	Krishak Vikas Samiti	2003		East Champaran	100	0.177	0.103	104	100	71
26	Birsa Ambedkar Educational Trust	2003		Purnea	100	0.165	0.130	100	70	40
27	Priyanka Swarojgar Prashikshan Sansthan	2003		Aurangabad	100	0.142	0.014	100	62	0
28	Avidya Vimukti Sansthan	2003		Gaya	300	0.540	0.146	104	104	31
29	Samagra Seva Kendra	2004		Gaya	200	0.356	0.201	195	195	16
30	Darpan Sarvodaya Vikas Sansthan	2004		Gaya	150	0.238	0.077	97	97	7
31	Association for Sarva Seva Farms	2004		Jamui and Munger	200	0.312	0.190	150	150	120

Sl.No.	AGENCY	Year of Sanction	No. of projects	Districts to be covered	No. of SHGs to be promoted and linked	Grant Sanctioned				
							Grant Released	No. of SHGs promoted	No. of SHGs with SB A/cs	No. of SHGs credit linked
32	Pandit Shree Ram Sharma Sewa Sansthan	2004		Gopalganj	100	0.165	0.017	26	26	3
33	Sewa Bharat	2004		Munger	100	0.165	0.000	0	0	0
34	Antodaya Lok Karyakram	2004		West Champaran	30	0.048	0.091	0	0	0
35	DEEP	2004		West Champaran	30	0.048	0.000	0	0	0
36	Nari Jirnodhar and Chetana Sansthan	2004		West Champaran	30	0.048	0.000	0	0	0
37	Van Vikash Bharati	2004		West Champaran	30	0.048	0.000	0	0	0
38	Srijan Sansthan	2004		West Champaran	30	0.048	0.000	0	0	0
39	Berojgar Sangh	2004		West Champaran	30	0.048	0.000	0	0	0
40	Champaran Sarnarathi Vikash Samiti	2004		West Champaran	30	0.048	0.000	0	0	0
41	Sanmarg' Samaj Evam Paryavaran Vikash Sangathan	2004		West Champaran	30	0.048	0.000	0	0	0
42	Better World Mission	2004		West Champaran	30	0.048	0.000	0	0	0
43	Prajapati Mishra Shikshan Evam Vikash Sansthan	2004		West Champaran	30	0.048	0.000	0	0	0
44	Bahujan Hitay Amar Jyoti	2004		West Champaran	30	0.048	0.000	0	0	0
45	Lok Vikash Kendra	2004		West Champaran	30	0.048	0.000	0	0	0
46	Sarvodaya Pustakalya Shikshan Evam Vikas Sanstha	2004		West Champaran	30	0.048	0.000	0	0	0
47	Diyara Jan Jagaran Samiti	2004		West Champaran	30	0.048	0.000	0	0	0
48	Champaran Vikash Sansthan	2004		West Champaran	30	0.048	0.000	0	0	0
49	Vanvashi Seva Kendra	2004		West Champaran	30	0.048	0.000	0	0	0
50	Indian Institute of Yoga, Research and Handicapped Welfare Society	2004		West Champaran	30	0.048	0.000	0	0	0
51	Rural Development of India	2004		West Champaran	30	0.048	0.000	0	0	0



(Rs. million)

Sl.No.	AGENCY	Year of Sanction	No. of projects	Districts to be covered	No. of SHGs to be promoted and linked	Grant Sanctioned				
							Grant Released	No. of SHGs promoted	No. of SHGs with SB A/cs	No. of SHGs credit linked
52	Akancha Foundation	2004		West Champaran	30	0.048	0.000	0	0	0
53	Bharatiya Gramin Vikash Samiti	2004		West Champaran	30	0.048	0.000	0	0	0
54	Nav Jagriti	2004		Saran	100	0.160	0.016	0	0	0
55	Institute of Khadi, Agriculture and Rural Development	2004		Saran	100	0.150	0.015	0	0	0
56	Voluntary Action for Research Development and Networking	2004		Saran	100	0.170	0.017	80	75	9
57	Akhil Bhartiya Harijan Adivasi Vikas Sangh	2004		Vaishali and East Champaran	200	0.309	0.031	0	0	0
58	Bal Mahila Kalyan	2004		Kisanganj and Katihar	150	0.270	0.027	0	0	0
59	Ujwal Mahila Samiti	2004		NA	50	0.100	0.020	0	0	0
60	Sahitya Kala Manch	2004		NA	50	0.100	0.020	0	0	0
61	Magadh Vikas Bharti	2004		Gaya	50	0.100	0.071	50	50	1
62	Vaishali Area Small Farmers' Association	2004		Muzaffarpur	50	0.100	0.020	0	0	0
63	Democratic Peoples' Organisation	2004		NA	50	0.100	0.035	17	17	1
64	Sharda Shilp Kala Prashikshan	2004			50	0.100	0.020	0	0	0
65	Samagra Vikas Samiti	2004			50	0.100	0.020	0	0	0
66	Ayodhya Lal Kala Niketan	2004			50	0.100	0.000	0	0	0
67	Serva Sewa Sahyog Samiti	2004		Khaira	50	0.100	0.000	0	0	0
68	SWAYAMSIDDHA	2004		Bhojpur	50	0.100	0.020	0	0	0
69	Serva Sewa	2004		Begusarai	50	0.100	0.020	0	0	0
70	Mandan Bharati Jagriti Samaj	2005		Supaul	50	0.100	0.020	0	0	0
71	TASFRAPA	2005		East Champaran	50	0.100	0.000	0	0	0
72	NIRDESH	2005		East Champaran	50	0.100	0.000	0	0	0

Sl.No.	AGENCY	Year of Sanction	No. of projects	Districts to be covered	No. of SHGs to be promoted and linked	Grant Sanctioned				
							Grant Released	No. of SHGs promoted	No. of SHGs with SB A/cs	No. of SHGs credit linked
73	Mobile Theatre	2005		Munger	50	0.100	0.020	0	0	0
74	VIVEK	2005		Patna	50	0.100	0.020	0	0	0
75	Surchi Kala Kendra	2005		Nawada	50	0.100	0.000	0	0	0
76	NIDAN	2005		Patna	250	0.470	0.236	185	158	94
<b>76</b>	<b>Ongoing Total</b>		<b>76</b>		<b>6,035</b>	<b>9.428</b>	<b>2.680</b>	<b>3,214</b>	<b>2,946</b>	<b>1,282</b>
<b>RANCHI [JHARKHAND]</b>										
1	Maulana Azad Samajik Evam Shaikshanik Parishad	2000		Deoghar	180	0.175	0.064	150	109	45
2	Aanteeka	2000		Deoghar	30	0.033	0.015	18	15	4
3	Gramin Dalit Kalyan Samiti	2000		Deoghar	100	0.043	0.035	116	91	82
4	Lokprena	2000		Dumka and Pakur	90	0.100	0.080	121	111	62
5	Prayas	2000		East Singhbhum	50	0.050	0.039	39	50	23
6	Pragatisheel Yuva Kendra	2001		Giridih	150	0.150	0.041	52	43	14
7	Rural People's Awareness and Youth Action in India	2001		Bokaro	150	0.150	0.051	65	36	22
8	Chotanagapur Sanskritik Sangh	2001		Ranchi	60	0.072	0.047	84	63	0
9	Jan Jagaran Kendra	2002		Bokaro	50	0.079	0.016	39	18	0
10	Karra Soc. for Rural Action	2002		Ranchi	100	0.150	0.086	100	84	0
11	Socio-Economic Development Programme	2003		Giridih	100	0.137	0.054	56	40	0
12	Alternative for India Development	2003		Giridih	100	0.160	0.039	93	13	0
13	Bihar Pradesh Yuva Parishad	2003		Palamau and Latehar	125	0.163	0.117	136	105	62
14	Sahayogi Mahila	2003		Saraikela Kharswan	100	0.180	0.052	100	37	11
15	Jago Mahila Jagriti Kendra	2003		Giridih	100	0.100	0.035	76	46	18
16	Soc. for Upliftment of People with People Orgn. and Rural Tech.	2003		Hazaribagh	150	0.266	0.151	190	106	19
17	Kolhan Mahila Sanghathan	2003		West Singhbhum	200	0.360	0.072	146	7	2

(Rs. million)

Sl.No.	AGENCY	Year of Sanction	No. of projects	Districts to be covered	No. of SHGs to be promoted and linked	Grant Sanctioned				
							Grant Released	No. of SHGs promoted	No. of SHGs with SB A/cs	No. of SHGs credit linked
18	Dalit Uthan Samiti	2003		Deogarh	40	0.060	0.012	12	0	0
19	Rajiv Gandhi Memorial Trust	2003		Hazaribagh	100	0.165	0.109	102	73	64
20	Adivasi and Banvasi Vikas Samiti	2003		Deogarh	100	0.155	0.060	103	54	2
21	Mahila Kalyan Samiti	2003		Bokaro	100	0.132	0.080	104	89	0
22	Janaki Foundation	2003		Sareikela Kharsawan	100	0.180	0.036	26	0	0
23	Mahila Mandal	2003		Chatra	150	0.264	0.231	180	144	106
24	Badlao Foundation	2004		Jamtara and Dumka	200	0.350	0.070	200	0	0
25	Santhal Pargana Antodaya Ashram	2004		Dumka	100	0.170	0.034	40	1	0
26	Adithi	2004		Dumka	100	0.170	0.034	73	16	6
27	Tata Steel Rural Development Society	2004		Dhanabad	150	0.270	0.054	0	0	0
28	Women and Child Development Centre	2004		Palamau	200	0.322	0.064	11	0	0
29	Dr. Bhimrao Ambedkar Shiksha Sansthan	2004		Dhanbad	150	0.278	0.055	60	60	0
30	Singhbhum Gram Udyog Vikas Sansthan	2004		West Singhbhum	100	0.165	0.017	50	50	50
31	Bharatiya Jan Jagriti Kendra	2004		Hazaribag	50	0.095	0.000	0	0	0
32	Seemanchal Jan Kalyan Samiti	2004		Bokaro	50	0.085	0.017	0	0	0
33	Gramin Vikas Trust	2004		Singhbhum	50	0.095	0.000	0	0	0
34	Bananchal Antyodaya Mahila Vikas Sangh	2004		Deogarh	50	0.095	0.019	47	26	0
35	Gramin Vikas Trust	2004		Sareikela-Kharswan	50	0.095	0.000	0	0	0
36	Prabala Samaj Sevi Sansthan	2004		Jamtara	50	0.095	0.019	34	3	0
37	Jay Vasundhara	2004		Deogarh	50	0.095	0.019	0	0	0
38	Centre for Development	2004		Gumla	50	0.089	0.018	0	0	0
<b>38</b>	<b>Ongoing Total</b>		<b>38</b>		<b>3,825</b>	<b>5.792</b>	<b>1.939</b>	<b>2,623</b>	<b>1,490</b>	<b>592</b>



Sl.No.	AGENCY	Year of Sanction	No. of projects	Districts to be covered	No. of SHGs to be promoted and linked	Grant Sanctioned				
							Grant Released	No. of SHGs promoted	No. of SHGs with SB A/cs	No. of SHGs credit linked
BHUBANESWAR										
KBK DISTRICTS										
1	Vikalpa	1997		Bolangir	65	0.050	0.050	65	0	0
2	Parivartan	2000		Kalahandi	100	0.104	0.021	100	65	0
3	Sarvodaya Samiti	2000		Koraput	50	0.074	0.052	50	50	6
4	Dev. Agency for Poor and Tribal Awakening	2000		Kalahandi	100	0.104	0.082	100	100	28
5	Janashajya	2000		Kalahandi	100	0.108	0.080	100	83	41
6	Action Research for Health and Socio-Economic Dev. 93 (108)	2000		Bolangir	200	0.300	0.131	200	159	148
7	Seba Jagat	2000		Kalahandi	100	0.138	0.028	100	40	20
8	Centre for Youth and Social Development	2000		Koraput	60	0.090	0.018	60	60	9
9	South Orissa Vol. Assn.	2000		Koraput	70	0.098	0.077	70	70	26
10	Friends' Assn. for Rural Reconstruction	2000		Naupada	100	0.096	0.080	100	100	43
11	Assn. for Dev for Health Action in Rural Areas	2000		Bolangir	100	0.129	0.093	100	100	39
12	Netaji Yubak Sangha	2000		Bolangir	100	0.129	0.026	100	75	4
13	Integrated Development Society	2001		Koraput	74	0.100	0.020	60	52	5
14	Small and Marginal Farmers' Assn.	2001		Koraput	50	0.075	0.028	50	38	4
15	Womens Orgn for Rural Development	2001		Koraput	50	0.080	0.058	50	50	24
16	Boringpadar Yubak Sangh	2001		Kalahandi	100	0.137	0.120	100	100	90
17	Lakshman Nayak Society for Rural Dev.	2001		Rayagada -KBK	50	0.089	0.066	50	50	12
18	Socio Economic Development Programme/ PG(BHU)	2002		Koraput and Nabrangpur	80	0.120	0.100	80	75	48

(Rs. million)

Sl.No.	AGENCY	Year of Sanction	No. of projects	Districts to be covered	No. of SHGs to be promoted and linked	Grant Sanctioned				
							Grant Released	No. of SHGs promoted	No. of SHGs with SB A/cs	No. of SHGs credit linked
19	Sahid Laxman Nayak Development Soc.	2002		Malkangiri	75	0.127	0.127	75	75	75
20	Antodaya	2002		Kalahandi	60	0.090	0.067	60	60	37
21	Bharatee Bhavan Pathagar	2002		Sonepur	50	0.084	0.082	50	49	49
22	Jagarana	2002		Rayagada	50	0.079	0.056	48	48	10
23	Multi-Purpose Project Dev. Society	2002		Nabrangpur	75	0.104	0.097	70	66	66
24	Organisation for Social Change and Rural Development	2002		Malkangiri	100	0.180	0.171	100	100	90
25	Vikalpa	2003		Bolangir and Naupara	200	0.380	0.266	200	200	0
26	Lok Yojana	2003		Kalahandi	200	0.360	0.333	200	200	160
27	Democratic Action	2003		Nabrangpur	100	0.183	0.037	0	0	0
28	Kalahandi Association for Rural Re-construction and Total Awareness, Benefit of Youth Action	2003		Kalahandi	100	0.180	0.036	0	0	0
29	Global Unit for Integrated Development Education	2003		Nabrangpur	200	0.360	0.169	106	106	16
30	Mahila Vikash	2003		Naupada	120	0.216	0.043	0	0	0
31	Sahid Laxman Nayak Development Soc.	2004		Korkonda and Malkangiri	150	0.270	0.197	124	124	63
32	Social Action for Rural Development	2004		Nabrangpur	100	0.180	0.036	0	0	0
33	Research Academy for Rural Enrichment	2004		Sonepur	100	0.155	0.031	0	0	0
34	Jeevandhara Women's Community Trust	2004		Kalahandi	80	0.144	0.130	80	80	80
35	Utkal Mani Yubak Sanga	2005		Kalahandi	50	0.094	0.000	0	0	0
36	Rural Institute for Human Advancement of India			Bolangir	50	0.083	0.000	0	0	0
37	Indian Woman Development Society	2005		Nabrangpur	50	0.088	0.018	0	0	0
<b>37</b>	<b>Ongoing Total-KBK</b>		<b>37</b>		<b>3,459</b>	<b>5.377</b>	<b>3.023</b>	<b>2,648</b>	<b>2,375</b>	<b>1,193</b>

Sl.No.	AGENCY	Year of Sanction	No. of projects	Districts to be covered	No. of SHGs to be promoted and linked	Grant Sanctioned				
							Grant Released	No. of SHGs promoted	No. of SHGs with SB A/cs	No. of SHGs credit linked
BHUBANESWAR										
NON-KBK DISTRICTS										
1	Palli Unnayan Parishad	1998		Khurda	100	0.187	0.000	0	0	
2	Darbar Saahitya Sansad	1998		Khurda, Puri and Cuttack	210	0.119	0.077	210	207	137
3	Dulal	1998		—		0.015	0.000	0	0	0
4	Palli Chetana	2000		Mayurbhanj	80	0.100	0.070	80	80	67
5	Antodaya Chetana Kendra	2000		Keonjhar	100	0.150	0.077	96	96	4
6	Forum for Rural Education and Empowerment on Dev. Orgn. Movement	2001		Puri	80	0.100	0.072	80	80	0
7	Palli Unnayan Committee	2001		Cuttack	50	0.075	0.072	50	50	44
8	Gania Sishu Raija	2001		Nayagarh	50	0.075	0.015	12	5	2
9	Centre for Upliftment of Lower Incomers	2001		Kendrapara	50	0.075	0.052	50	50	0
10	Ideal Dev. Agency	2001		Keonjhar	60	0.090	0.034	60	18	15
11	People's Rural Reconstruction Institute for Youth Action	2001		Balasore	50	0.070	0.000	40	3	0
12	Samaj Vikash	2001		Mayurbhanj	80	0.100	0.050	80	80	8
13	Youth Council for Development Alternatives	2001		Boudh	60	0.085	0.025	17	10	0
14	Yuva Mahasangha	2001		Boudh	80	0.100	0.037	56	55	6
15	Alternative for Rural Movement	2002		Balasore	50	0.072	0.000	0	0	0
16	Agranee Jana Kalyan Anusthan	2002		Baragarh	60	0.090	0.018	0	0	0
17	The Heaven	2002		Cuttack	50	0.084	0.048	50	43	0
18	Chetana Shramik Sangh	2002		Baragarh	50	0.072	0.014	0	0	0
19	Voluntary Action for the Rural Reconstruction	2002		Dhenkanal	50	0.100	0.093	50	50	42



(Rs. million)

Sl.No.	AGENCY	Year of Sanction	No. of projects	Districts to be covered	No. of SHGs to be promoted and linked	Grant Sanctioned				
							Grant Released	No. of SHGs promoted	No. of SHGs with SB A/cs	No. of SHGs credit linked
20	Integrated Rural Harijan Adivasi Development Centre	2003		Dhenkanal	60	0.090	0.071	60	60	19
21	Palli Seva Sansad	2003		Boudh	60	0.100	0.097	60	60	58
22	Bharat Integrated Social Welfare Agency	2003		Sambalpur and Baragarh	200	0.300	0.249	200	200	100
23	Society for Action Growth and Education	2003		Mayurbhanj	50	0.089	0.031	14	14	4
24	Voluntary Assn. for Rural Reconstruction and Appropriate Technology	2003		Keonjhar	100	0.150	0.087	80	80	15
25	Centre for Human Action and Resource Management	2003		Kandhamal	100	0.188	0.181	100	100	62
26	Collective Initiation for Social Solidarity	2003		Dhenkanal	25	0.038	0.027	25	25	7
27	Unnayan	2003		Puri	60	0.090	0.000	0	0	0
28	Professional Assistance for Dev. Action	2003		Keonjhar	100	0.188	0.093	100	57	14
29	Women's Orgn. for Socio-Cultural Awareness	2003		Keonjhar	100	0.157	0.107	100	97	21
30	India Development Project	2003		Keonjhar	100	0.160	0.090	53	53	36
31	Dhakotha Jubak Sangha	2003		Keonjhar	50	0.083	0.069	50	50	31
32	Social Welfare Agency and Training Institute	2003		Kandhamal	50	0.083	0.080	50	50	33
33	People's Integration and Union for Society	2003		Angul and Dhenkanal	120	0.186	0.165	114	114	89
34	Society for Education and Welfare Action	2003		Deogarh	100	0.145	0.046	24	24	0
35	Orgn. for Rural Reconstruction and Integrated Social Service Activities	2003		Malkangiri and Kandhamal districts	260	0.429	0.093	260	15	0
36	Chinmaya Seva Trust	2003		Sundargarh	60	0.108	0.050	71	33	5

Sl.No.	AGENCY	Year of Sanction	No. of projects	Districts to be covered	No. of SHGs to be promoted and linked	Grant Sanctioned				
							Grant Released	No. of SHGs promoted	No. of SHGs with SB A/cs	No. of SHGs credit linked
37	Mahiyasi	2003		Angul	50	0.090	0.000	0	0	0
38	Samadhan	2004		Sambalpur	50	0.090	0.018	50	0	0
39	Social and Educational Benevolent Association	2004		Angul	100	0.180	0.108	100	84	8
40	Development Initiatives	2004		Sundergarh and Jharsuguda	50	0.083	0.000	0	0	0
41	Bhoomika	2004		Cuttack	100	0.180	0.057	38	38	0
42	National Cooperative Union of India	2004		Angul	150	0.290	0.219	137	137	75
43	Sangrami Yuva Parisad	2004		Ganjam	50	0.095	0.000	0	0	0
44	Palli Bikash Trust of India	2004		Deogarh and Jharsuguda	50	0.067	0.013	0	0	0
45	Adim Jati Seva Samiti	2004		Kandhamal/Phulbani	50	0.097	0.000	0	0	0
46	Indian Development Foundation	2004		Puri	50	0.090	0.018	0	0	0
47	Kalinga Unnayan Abhiyan	2004		Kendrapara	50	0.072	0.014	0	0	0
48	Nandini Mahila Samiti	2005		Dhenkanal	50	0.094	0.019	0	0	0
49	Rural Development Organisation	2005		Kendrapara	50	0.073	0.015	0	0	0
50	Society for Awareness Knowledge and Rightful Living	2005		Khurda	50	0.095	0.019	0	0	0
51	Samanwita Gramaya Unnayana Samiti	2005		Kandhamal	100	0.190	0.000	0	0	0
52	Anchalika Janakalyan Anusthan	2005		Jharsuguda	50	0.088	0.000	0	0	0
53	Centre for Human Action and Resource Management	2005		Kandhamal	100	0.200	0.000	0	0	0
<b>53I</b>	<b>Ongoing Total-NKBK</b>		<b>53</b>		<b>4,055</b>	<b>6.415</b>	<b>2.789</b>	<b>2,617</b>	<b>2,118</b>	<b>902</b>
	<b>Completed / Closed projects</b>		<b>18</b>		<b>1301</b>	<b>1.466</b>	<b>1.369</b>	<b>1,261</b>	<b>951</b>	<b>1,123</b>

(Rs. million)

Sl.No.	AGENCY	Year of Sanction	No. of projects	Districts to be covered	No. of SHGs to be promoted and linked	Grant Sanctioned				
							Grant Released	No. of SHGs promoted	No. of SHGs with SB A/cs	No. of SHGs credit linked
	<b>WEST BENGAL</b>									
1	Southern Health Improvement Society	2000		24 Parganas (South)	1,056	0.466	0.197	1,304	1,304	1012
2	Indranarayanpur Nazrul Smriti Sangha	2000		Sunderban area	500	0.750	0.524	595	595	368
3	Socio Economic Dev. Programme	2001		24 Parganas (South)	80	0.100	0.073	84	84	55
4	Inter District Rural Dev. Council	2001		24 Parganas (South)	200	0.261	0.063	116	72	0
5	Balivara Orgn. for Fellow Feat Empowerment and Reconstruction	2001		24 Parganas [N]	60	0.070	0.049	60	60	3
6	Asha Welfare Society	2001		24 Parganas [S]	100	0.100	0.037	78	55	31
7	Amgachia Ashraya	2002		24 Parganas [S]	50	0.060	0.020	22	22	0
8	Bagaria Relief Welfare Ambulance Society	2002		24 Parganas {S}	100	0.100	0.063	91	86	11
9	Ushagram Trust	2002		Nadia	100	0.148	0.103	100	100	0
10	Society for Participants Education and Rural Development	2002		Nadia	100	0.105	0.092	100	100	66
11	Calcutta Society for Professional Action in Development	2003		Murshidabad	100	0.130	0.036	100	52	0
12	Malda Sahayogita Samity	2003		Malda	50	0.073	0.051	50	50	0
13	St. John Ambulance Association	2003		Uttar Dinajpur	50	0.070	0.046	50	50	3
14	Society for People's Awareness	2003		Murshidabad	60	0.045	0.027	60	51	0
15	Deshbandhu Road Ramakrishna Society for Rural Development	2003		Purulia	100	0.140	0.049	50	50	0
16	Shibpur People's Care Orgn.	2003		Dakshin Dinajpur	100	0.140	0.077	82	82	0



Sl.No.	AGENCY	Year of Sanction	No. of projects	Districts to be covered	No. of SHGs to be promoted and linked	Grant sanctioned				
							Grant Released	No. of SHGs promoted	No. of SHGs with SB A/cs	No. of SHGs credit linked
17	Godhulibazar North East Society for Empowerment of the People	2003		Coochbehar	50	0.075	0.015	26	26	0
18	Kajla Janakalyan Samity	2003		Purba Medinipur	100	0.135	0.027	20	0	0
19	Khagrabari Rural Energy Development Association	2003		Jalpaiguri	100	0.150	0.030	0	0	0
20	Dr. B.R.Ambedkar Kishore Seva Sangha	2003		Nadia	100	0.140	0.122	100	100	85
21	Chaltaberia Ganonnyan Sanstha	2003		North 24 Parganas	100	0.145	0.126	100	100	66
22	Ghoshpur Lokahita Farmers' Welfare Samity	2003		North 24 Parganas	100	0.135	0.093	100	100	30
23	Krishnagar Cathedral Charitable Social Society	2004		Nadia and Murshidabad	600	0.840	0.168	0	0	0
24	Rajarhat Sristy	2004		24 North Parganas	60	0.076	0.000	0	0	0
25	Rural Health Development Centre	2004		Malda	100	0.150	0.081	74	74	0
26	Pather Panchali Sewa Samity	2004		24 North Parganas	100	0.130	0.026	0	0	0
27	Vasundhara Enviro-Welfare Society	2004		Jalpaiguri	100	0.143	0.000	0	0	0
28	Sri Mayapur Vikas Sangha	2004		Nadia	100	0.138	0.060	49	49	1
29	Birkota Rural Development Organisation	2004		Paschim Medinipur	100	0.140	0.028	0	0	0
30	Angargaria Sirjoni Siksha Niketan	2004		Birbhum	100	0.143	0.101	100	100	40
31	Patuli Mohila Udyog Samity	2004		Nadia	200	0.290	0.163	142	142	43
32	Neoda Samaj Kalyan Kendra	2004		24 South Parganas	100	0.133	0.027	0	0	0
33	Paschim Sridharkati Janakalyan Sangha	2004		24 North Parganas	100	0.145	0.029	0	0	0

(Rs. million)

Sl.No.	AGENCY	Year of Sanction	No. of projects	Districts to be covered	No. of SHGs to be promoted and linked	Grant Sanctioned				
							Grant Released	No. of SHGs promoted	No. of SHGs with SB A/cs	No. of SHGs credit linked
34	Bankra Gramin Mahila Samaj	2004		24 North Parganas	50	0.070	0.014	0	0	0
35	Yuba Sammiloni	2004		Joynagar-1	50	0.070	0.000	0	0	0
36	Fullia 52 Bigha Social Development Organisation	2004		Fullia, Goyeshpur, Haripur and Bagachhara	50	0.070	0.000	0	0	0
37	North Eastern Socy for Preservation of Nature & Wild Life	2005		Darjeeling Dist	50	0.075	0.000	0	0	0
38	Mallarpur NAISUVA	2005		Birbhum Dist	50	0.075	0.000	0	0	0
39	Sheharkuri Green Earth Socy. for Social Awareness	2005		Birbhum Dist.	50	0.075	0.015	0	0	0
40	Tagore Society for Rural Development	2005			50	0.070	0.014	0	0	0
41	Ballavpur Gitanjali Assn. for Rural Dev.	2005		Birbhum	50	0.075	0.015	0	0	0
42	Deriachak Vidyasagar Social Welfare Orgn.	2005		Midnipur	50	0.070	0.000	0	0	0
43	Rural Aid	2005		Jalpaiguri	50	0.075	0.000	0	0	0
<b>43</b>	<b>Ongoing Total</b>		<b>43</b>		<b>5,516</b>	<b>6.591</b>	<b>2.662</b>	<b>3,653</b>	<b>3,504</b>	<b>1,814</b>
	<b>Total</b>		<b>48</b>	<b>[46]</b>	<b>7,916</b>	<b>8.274</b>	<b>4.324</b>	<b>6,053</b>	<b>5,904</b>	<b>4,214</b>
<b>ANDAMAN AND NICOBAR ISLANDS</b>										
1	National Cooperative Union of India - CEFP- Port Blair	2003		Andaman district	100	0.180	0.129	98	98	22
<b>1</b>	<b>Ongoing Total</b>		<b>1</b>		<b>100</b>	<b>0.180</b>	<b>0.129</b>	<b>98</b>	<b>98</b>	<b>22</b>
	<b>On going projects</b>		<b>248</b>		<b>22,990</b>	<b>33.783</b>		<b>14,853</b>	<b>12,531</b>	<b>5,805</b>
	<b>On going projects - Region C</b>		<b>295</b>	<b>[260]</b>	<b>29,513</b>	<b>39.701</b>	<b>18.330</b>	<b>21,370</b>	<b>18,660</b>	<b>11,673</b>

Sl.No.	AGENCY	Year of Sanction	No. of projects	Districts to be covered	No. of SHGs to be promoted and linked	Grant Sanctioned				
							Grant Released	No. of SHGs promoted	No. of SHGs with SB A/cs	No. of SHGs credit linked
CENTRAL REGION										
MADHYA PRADESH										
1	Tarun Sanskar	2000		Jabalpur	500	0.604	0.354	548	548	162
2	Asara Samajik Kalyan Samiti	2000		Jabhua, Dhar and Indore	500	0.600	0.453	562	562	455
3	Bal Mahila Vikas Samiti	2001		Gwalior	150	0.225	0.188	159	159	80
4	Sambhav Social Service Orgn.	2001		Gwalior and Shivpuri	250	0.278	0.101	285	240	70
5	Kripa Social Welfare Society	2001		Shajapur and Rajgarh	150	0.190	0.170	163	163	94
6	Darshan Mahila Kalyan Samiti	2001		Chhatarpur	50	0.065	0.013	22	16	0
7	Society for Unity Geological and Global Education Survey Training Image Organisation Network	2001		Satna	100	0.100	0.020	0	0	0
8	Bhaghelkhand Gramin Vikas Sangh	2001		Satna	50	0.050	0.028	43	40	21
9	Grameen Anchalik Krishak Samaj Samit	2001		Balaghat	50	0.065	0.046	50	50	2
10	Priyadarshni Mahila Evam Bal Kalyan Samiti	2002		Guna	50	0.065	0.013	32	20	1
11	Jagruti Yuva Manch	2002		Panna	60	0.060	0.042	59	59	13
12	Society for Resource Integration and Dev. Action	2002		Jabalpur	100	0.120	0.024	89	89	17
13	Saraswati Mahila Samiti	2003		Ratlam	200	0.200	0.040	75	45	0
14	Yukti Samaj Sewa Society	2003		Hoshangabad	75	0.083	0.036	75	75	25
15	Sharda Shiksha Samiti	2003		Shajapur	100	0.125	0.043	85	85	0
16	Adivasi Chetna Shikshan Samiti	2003		Jhabua	50	0.073	0.015	0	0	0



(Rs. million)

Sl.No.	AGENCY	Year of Sanction	No. of projects	Districts to be covered	No. of SHGs to be promoted and linked	Grant Sanctioned				
							Grant Released	No. of SHGs promoted	No. of SHGs with SB A/cs	No. of SHGs credit linked
17	Asra Samajik Lok Kalyan Samiti	2003		Dewas	50	0.070	0.014	0	0	0
18	Centre for Advanced Research and Development	2003		Mandla	50	0.075	0.030	50	50	9
19	Wainganga Samudayik Vikas Kendra	2003		Balaghat	50	0.060	0.012	0	0	0
20	Shramshakti Mahila Sewa Sanstha	2003		Sagar	125	0.150	0.030	126	85	46
21	Aroh	2003		Indore	75	0.135	0.045	65	65	13
22	Council for Social Action and Rehabilitation	2004		Sagar	50	0.090	0.018	15	14	0
23	Action for Social Advancement	2004		Jhabua	50	0.090	0.059	66	65	0
24	Astha Mahila Samiti	2004		Satna	250	0.450	0.090	85	71	0
25	Asha Niketan Welfare Centre	2004		Sehore, Bhopal and Bankhedi	175	0.315	0.063	52	4	0
26	Dewas Gauri Mahila Samiti	2004		Dewas	125	0.225	0.045	0	0	0
27	Gram Vikas Samiti	2004		Shahdol	100	0.180	0.036	42	36	2
28	Bharatiya Grameen Mahila Sangh	2004		Indore	150	0.263	0.093	94	56	0
29	Dronacharya Shikshan Samitee	2004		Ujjain	200	0.360	0.072	0	0	0
30	Evangelical Lutheran Church in Central Provinces [Christian Hospital]	2004		Shahdol	200	0.360	0.072	47	30	0
31	Professionals for Rural Enterprise, Restructure and Advancement with New Approaches	2004		Jabalpur	100	0.148	0.030	0	0	0
32	Vikas Samiti	2004		Chhindwara	100	0.180	0.036	0	0	0

Sl.No.	AGENCY	Year of Sanction	No. of projects	Districts to be covered	No. of SHGs to be promoted and linked	Grant Sanctioned				
							Grant Released	No. of SHGs promoted	No. of SHGs with SB A/cs	No. of SHGs credit linked
33	Vinoba Gramodyog Pratishthan	2004		Rewa	50	0.080	0.016	13	8	0
34	Nageshwar Charitable Trust	2004		Chhindwara	50	0.090	0.018	53	53	0
35	Indian Farm Forestry Development Cooperative Ltd	2005		Sagar	200	0.400	0.000	0	0	0
36	M/s Unnathi Sewa Samithi	2005		Durg	50	0.080	0.000	0	0	0
37	Lord Shiva Education Society	2005		Dewas	50	0.090	0.000	0	0	0
38	Pararth Samiti	2005		Chhindwara	50	0.090	0.000	0	0	0
39	Lakhnadon Christian Hospital	2005		Seoni	50	0.090	0.000	0	0	0
<b>39</b>	<b>Ongoing Total</b>		<b>39</b>		<b>4,785</b>	<b>6.973</b>	<b>2.363</b>	<b>2,955</b>	<b>2,688</b>	<b>1,010</b>
<b>RAIPUR [CHHATTISGARH]</b>										
1	Mahila Shiksha Kalyan Evam Prashikshan Parishad	2001		Bilaspur	200	0.235	0.172	220	220	23
2	Social Education and Basic Awareness	2001		Bastar	50	0.100	0.086	50	50	27
3	Dandakaranya Sanrakshan Evam Sodh Sanstha	2002		Bastar	50	0.084	0.054	48	43	3
4	Bardan Samajik Sanstha	2002		Rajnandgaon	50	0.079	0.040	50	50	16
5	Jai Bharati Viklang Kalyan Sangh Sansthan	2002		Raipur	50	0.072	0.040	50	50	2
6	Rajgarh Sahyog Samiti	2003		Raigarh	100	0.180	0.153	100	100	84
7	Model Bastar Integrated Rural Development Society	2003		Bastar	80	0.144	0.066	48	48	2
8	Participatory Action for Rural Development	2003		Raigarh	100	0.185	0.000	0	0	0
9	Manav Sansadhan Sanskriti Vikas Parishad	2003		Sarguja	100	0.158	0.089	100	100	82

(Rs. million)

Sl.No.	AGENCY	Year of Sanction	No. of projects	Districts to be covered	No. of SHGs to be promoted and linked	Grant Sanctioned				
							Grant Released	No. of SHGs promoted	No. of SHGs with SB A/cs	No. of SHGs credit linked
10	Xavier Institute of Development Action and Studies	2003		Kanker	100	0.180	0.141	100	100	42
11	Janmitra Kalyan Samiti	2003		Raigarh	100	0.180	0.150	100	100	68
12	Institute of Social Welfare and Action Research	2004		Koriya	50	0.084	0.017	0	0	0
13	Abhibyakthi Kalyan Samiti	2004		Kawardha	50	0.080	0.016	0	0	0
14	Professional Assistance for Development Action	2004		Raigarh	400	0.740	0.148	176	89	30
15	Samaj Sewa Samiti	2004		Kawardha	100	0.160	0.032	100	100	0
16	Pratigya Vikas Sansthan	2004		Dhamtari	100	0.150	0.030	0	0	0
17	Jijeevisha Samiti	2004		Korba	50	0.090	0.034	50	50	1
18	Tribal Development and Training Institute	2004		Surguja	65	0.098	0.020	65	65	0
19	Adiwasi Swayam Kala Sanstha	2004		Kawardha	50	0.080	0.016	0	0	0
20	Nav Prabhat Samaj Sevi Sanstha	2004		Raipur	50	0.097	0.019	0	0	0
21	Ambuja Cement Foundation	2004		Raipur	50	0.080	0.000	0	0	0
22	M/s Unnathi Sewa Samithi	2005		Durg	50	0.080	0.000	0	0	0
<b>22</b>	<b>Ongoing Total</b>		<b>22</b>		<b>1,995</b>	<b>3.336</b>	<b>1.323</b>	<b>1,257</b>	<b>1,165</b>	<b>380</b>
	<b>UTTAR PRADESH</b>									
1	Vinoba Seva Ashram	2000		Shahjahanpur	1,000	1.223	0.815	1,002	1,002	532
2	Navchetan	2000		Barabanki & Behraich	200	0.276	0.236	206	205	154
3	Pani	2000		Faizabad and Ambedkarnagar	500	0.750	0.639	500	500	463
4	Sarathi Dev. Foundation	2000		Sitapur	200	0.294	0.187	200	162	108
5	Nav Bharat Samaj Kalyan Samiti	2000		Moradabad	250	0.351	0.271	264	264	113



Sl.No.	AGENCY	Year of Sanction	No. of projects	Districts to be covered	No. of SHGs to be promoted and linked	Grant Sanctioned				
							Grant Released	No. of SHGs promoted	No. of SHGs with SB A/cs	No. of SHGs credit linked
6	Disha Social Org.	2000		Saharanpur, [Dehradun and Uttarkashi in Uttaranchal]	200	0.300	0.190	186	183	25
7	Bharatiya Rashtriya Vikas Parishad	2000		Allahabad	200	0.272	0.054	75	40	22
8	Gramin Vikas Avam Manav Sewa Sansthan	2000		Muzaffarnagar	50	0.075	0.036	50	50	15
9	Gramin Seva Sansthan	2000		Sultanpur	100	0.139	0.111	156	156	60
10	Gramodaya Sansthan	2001		Shrawasti	50	0.060	0.022	50	50	1
11	Institute of Social Health Welfare Rural Dev. and Edu. Soc.	2001		Sultanpur	200	0.300	0.093	122	111	8
12	Chandragupta Maurya Vidya Niketan	2001		Varanasi	100	0.150	0.062	100	60	0
13	Subash Memorial Manav Utthan Avam Sewa Sansthan	2001		Ballia	50	0.074	0.067	69	67	60
14	Mahila Prabodhini Foundation	2001		Mirzapur	100	0.139	0.122	119	103	96
15	Nehru Yuva Mandal	2001		Mathura	50	0.065	0.063	74	55	49
16	Gram Vikas Sewa Samiti	2001		Ghaziabad and Gautam Buddha Nagar	60	0.090	0.069	67	61	36
17	Dharma Gramodaya Shikshan Sansthan	2001		Ambedkarnagar	100	0.100	0.035	34	34	0
18	Gramya Vikas Samiti	2001		Ambedkarnagar	100	0.103	0.044	53	53	8
19	Nehru Gramin Yuvavikas Club	2001		Merut	60	0.090	0.018	45	43	7
20	Manav Grameen Vikas Sansthan	2001		Hardoi	100	0.099	0.083	105	105	66
21	Parmarth Samaj Sevi Sansthan	2001		Jalaun	50	0.065	0.051	50	50	22

(Rs. million)

Sl.No.	AGENCY	Year of Sanction	No. of projects	Districts to be covered	No. of SHGs to be promoted and linked	Grant Sanctioned				
							Grant Released	No. of SHGs promoted	No. of SHGs with SB A/cs	No. of SHGs credit linked
22	Naujhil Integrated Rural Project for Health and Development	2001		Mathura	100	0.090	0.067	100	100	25
23	Jan Sewa Avam Prasikshan Sansthan	2001		Prathapgarh	60	0.086	0.074	105	62	47
24	Bhagwati Mahila Kalyan Sansthan	2001		Pilibhit	60	0.090	0.061	60	60	28
25	Gramin Samaj Vikas Kendra	2001		Meerut	60	0.090	0.068	77	72	15
26	Antodaya Vikas Sansthan	2001		Fatehpur	50	0.051	0.034	48	43	12
27	Janta Shikshan Sansthan	2001		Bareilly	50	0.070	0.058	54	54	33
28	Sewa Vikas Sansthan	2001		Bahraich	50	0.070	0.014	0	0	0
29	Nari Gramodyog Sewa Samiti	2001		Rae Bareilly	50	0.062	0.044	50	50	22
30	Arthik Vikas Evam Jan Kalyan Sansthan	2001		Ambedkarnagar	100	0.110	0.041	83	59	0
31	Purvanchal Gramin Chetna Samiti	2001		Ballia, Mau and Ghazipur	700	1.010	0.872	716	707	570
32	Yuva Club	2001		Mathura	50	0.070	0.045	50	45	24
33	Gramin Vikas Sansthan	2001		Kushinagar	100	0.150	0.046	100	100	3
34	Society for Development of Appropriate Technology	2001		Bareilly	100	0.150	0.075	123	105	55
35	Jan Sevashram Chakranagaram	2001		Azamgarh	100	0.138	0.111	105	105	51
36	Sankalp Jyoti Kalyan Samiti	2001		Pilibhit	60	0.090	0.052	60	52	10
37	Vikas Sansthan	2001		Firozabad	50	0.072	0.034	50	50	20
38	Gorakhpur Environ. Action Group	2001		Gorakhpur, Basti and Deoria	300	0.475	0.395	300	291	211
39	Jeevan Jyothi Holy Cross Sisters	2001		Sitapur	100	0.180	0.089	102	87	14
40	Janpriya Sewa Sansthan	2001		Pratapgarh	60	0.090	0.085	60	60	42
41	Sri Ambey Mahila Gramodyog Sewa Sansthan	2001		Gorakhpur	60	0.090	0.018	20	15	0

Sl.No.	AGENCY	Year of Sanction	No. of projects	Districts to be covered	No. of SHGs to be promoted and linked	Grant Sanctioned				
							Grant Released	No. of SHGs promoted	No. of SHGs with SB A/cs	No. of SHGs credit linked
42	Uttar Pradesh Vanwasi Sewa Sansthan	2001		Lakhimpur-Kheri	50	0.085	0.084	67	67	50
43	Pratinidhi Samiti	2001		Ballia	75	0.104	0.045	35	35	18
44	Jeevan Dhara Marg Darshak Society	2001		Deoria	125	0.200	0.083	103	72	1
45	Centre for Rural Entrepreneurship and Tech.Education	2001		Firozabad	125	0.188	0.179	126	126	107
46	Shree Bharadwaj Gramodyog Seva Sansthan	2001		Maharajganj	60	0.090	0.018	28	6	0
47	Harpal Gramoudhyog Vikas Kendra	2001		Moradabad	60	0.108	0.093	60	60	47
48	Men's Institute for Development and Training	2002		Ghaziabad	60	0.090	0.045	65	65	0
49	Purvanchal Grameen Kalyan Sansthan	2002		Ghazipur	60	0.090	0.045	62	62	0
50	Paryavaran Evam Prodyogiki Uttan Samiti	2002		Chandauli	50	0.084	0.073	50	50	43
51	Pragya Gramotthan Seva Samiti	2002		Fatehpur	50	0.077	0.062	50	50	33
52	Purti Sansthan	2002		Ghazipur	50	0.084	0.066	66	60	21
53	Akhil Sanskritik Sansthan	2002		Basti	40	0.072	0.050	41	40	0
54	Sanchit Vikas Sansthan	2002		Basti	50	0.084	0.048	52	52	0
55	Gramotthan Bal Mahila Kalyan Sansthan	2002		Mau	100	0.168	0.034	0	0	0
56	Krishi Evam Shaikshik Prabandha Sansthan	2002		Pratapgarh	60	0.090	0.068	60	60	15
57	Gram Utthan Samiti	2002		Jhansi	60	0.089	0.018	15	11	0
58	Child and Women Welfare Associates	2002		Jaunpur	125	0.188	0.151	136	131	67



(Rs. million)

Sl.No.	AGENCY	Year of Sanction	No. of projects	Districts to be covered	No. of SHGs to be promoted and linked	Grant Sanctioned				
							Grant Released	No. of SHGs promoted	No. of SHGs with SB A/cs	No. of SHGs credit linked
59	Sustainable Development Society	2002		Ghaziabad and Gautam Budha Nagar	50	0.084	0.035	50	45	4
60	Centre for Integrated Human Dev.	2002		Ghaziabad	50	0.084	0.017	36	24	4
61	Gramin Punarnirman Sansthan	2002		Azamgarh	50	0.084	0.042	51	30	2
62	Constructive Activities for Rural Women Association	2002		Saharanpur	50	0.084	0.042	30	28	4
63	Jan Seva Sadan	2002		Pratapgarh	60	0.102	0.082	60	60	48
64	Nagrik Kalyan Seva Samiti	2002		Muzaffarnagar	100	0.180	0.102	81	81	0
65	Gayatri Gramya Vikas Vaidik Shikshan Avum Prasikshan Sansthan	2002		Sitapur	50	0.075	0.052	50	40	23
66	Unnayan Sansthan	2002		Mirzapur	50	0.070	0.014	41	26	0
67	Bareilly Diocesan Social Service Centre	2002		Pilibhit	60	0.090	0.071	60	60	25
68	Gramodaya Jan Jagriti Samiti	2002		Muzaffarnagar	50	0.084	0.017	39	39	0
69	Pragatisheel Bal Vikas Sanstha	2002		Bijnor	50	0.084	0.024	44	37	8
70	Chetna	2002		Jhansi	250	0.375	0.075	0	0	0
71	Network of Entrepreneurship and Eco. Dev.	2002		Barabanki	100	0.180	0.108	97	75	15
72	Sahyog Samajik Sansthan	2002		Chitrakoot	50	0.084	0.017	0	0	0
73	Institute for Integrated Society Dev.	2002		Barabanki	100	0.199	0.040	15	8	0
74	BAIF Institute for Rural Development	2002		Allahabad, Basti and Sant Kabirnagar	350	0.588	0.118	291	291	1
75	People's Action for National Integration	2002		Ambedkarnagar, Faziabad and Sultanpur	500	0.922	0.460	272	272	65

Sl.No.	AGENCY	Year of Sanction	No. of projects	Districts to be covered	No. of SHGs to be promoted and linked	Grant Sanctioned				
							Grant Released	No. of SHGs promoted	No. of SHGs with SB A/cs	No. of SHGs credit linked
76	ACIL-Navasarjan Rural Dev. Foundation	2003		Philibit	100	0.180	0.058	52	24	0
77	Samarpan Jan Kalyan Samiti	2003		Jalaun	50	0.089	0.054	60	54	0
78	Bharatiya Janjati Samaj Kalyan Sewa Sansthan	2003		Baharaich	50	0.070	0.062	63	63	46
79	Grameen Seva Sansthan	2003		Bagpat	50	0.070	0.056	50	50	26
80	Mahila Evam Bal Kalyan Utthan Samiti	2003		Ghazipur	50	0.089	0.025	30	20	0
81	Nehru Yuva Mandal	2003		Faizabad	100	0.175	0.100	68	68	30
82	Swargiya Pramath Nath Chaudhury Shiksha Kalyan Samiti	2003		Gonda	50	0.085	0.061	50	50	3
83	Awalamb Sewa Sansthan	2003		Gorakhpur	50	0.090	0.064	55	55	8
84	Mahila Sewa Sansthan	2003		Moradabad	50	0.088	0.043	31	31	2
85	Itauri Gram Vikas Samiti	2003		Jaunpur	100	0.170	0.034	15	5	0
86	Solanki Gramoudyog Sewa Samiti	2003		Ballia	100	0.180	0.152	100	100	72
87	Gramin Samaj Sewa Sansthan	2003		J.P.Nagar	50	0.090	0.047	31	31	9
88	Manviya Dristicone Sewa Samiti	2003		Mirzapur	50	0.083	0.049	32	32	0
89	Samudayik Vikas Ashram	2003		Mau	50	0.090	0.018	0	0	0
90	Gram Vikas Samiti	2003		Deoria	100	0.150	0.108	100	100	9
91	Mahila Jagriti Samiti	2003		Raebareli	50	0.093	0.074	50	50	35
92	Mahila Prabhodhini Foundation	2003		Mirzapur	250	0.445	0.164	102	90	0
93	Navchetan	2003		Barabanki and Bahraich	250	0.455	0.165	107	83	0
94	Welfare Association of Volunteers for Environment	2003		Gorakhpur	50	0.088	0.044	50	46	0

(Rs. million)

Sl.No.	AGENCY	Year of Sanction	No. of projects	Districts to be covered	No. of SHGs to be promoted and linked	Grant Sanctioned				
							Grant Released	No. of SHGs promoted	No. of SHGs with SB A/cs	No. of SHGs credit linked
95	Raniganj Kshetriya Vikas Samiti	2003		Pratapgarh	100	0.180	0.036	41	28	2
96	Institute of Social Welfare and Action Research	2003		Mathura	200	0.370	0.153	176	142	81
97	Vikalp	2003		Maharajganj	100	0.180	0.072	49	42	12
98	Milk Bikney Gram Udhyog Samiti	2003		J.P.Nagar	300	0.540	0.505	300	300	251
99	Lokpriya Janhit Sewa Samiti	2003		Pratapgarh	60	0.111	0.087	60	56	36
100	Mahila Swarojgar Samiti	2003		Varanasi	50	0.090	0.042	50	45	2
101	Lucknow Mahila Sewa Trust	2003		Barabanki and Lucknow	50	0.090	0.018	0	0	0
102	Vishwas Sansthan	2004		Raibareilly	200	0.370	0.138	120	120	9
103	Jan Sewa Avam Prasikshan Sansthan	2004		Pratapgarh	200	0.370	0.074	0	0	0
104	Upkar	2004		Ferozabad	50	0.090	0.045	50	50	0
105	Human Society	2004		Sultanpur	100	0.185	0.102	65	65	12
106	Swami Kalyandeo Gramothan Samiti	2004		Baghpat	100	0.182	0.000	0	0	0
107	Gramin Sewa Sansthan	2004		Sultanpur	200	0.370	0.128	80	60	0
108	Janpriya Sewa Sansthan	2004		Pratapgarh	200	0.370	0.074	0	0	0
109	Uttar Pradesh Vanwasi Sewa Sansthan	2004		Lakhimpur Kheri	100	0.180	0.036	80	37	0
110	Jan Kalyan Samiti	2004		Budaun	50	0.090	0.018	30	30	0
111	Nagrik Sewa Samiti	2004		Budaun	50	0.090	0.018	25	25	0
112	Gulab Mahila Seva Sansthan	2004		Bareilly	50	0.090	0.018	50	50	0
113	Matra Smriti Sewa Sansthan	2004		Rae Bareilly	50	0.090	0.018	18	10	7
114	Development Assn. for Human Advancement	2004		Bahraich	50	0.090	0.018	0	0	0
115	Foundation for Development and Research	2004		Barabanki	50	0.090	0.018	50	24	2
116	Jan Vikas Samiti	2004		Varanasi	50	0.090	0.018	0	0	0



Sl.No.	AGENCY	Year of Sanction	No. of projects	Districts to be covered	No. of SHGs to be promoted and linked	Grant Sanctioned				
							Grant Released	No. of SHGs promoted	No. of SHGs with SB A/cs	No. of SHGs credit linked
117	Jan Gramin Vikas Sansthan	2004		Azamgarh	50	0.090	0.018	13	4	0
118	Srawasti Grmodyog Seva Sansthan	2004		Bahraich	50	0.090	0.018	0	0	0
119	Gramin Mahila Shiksha Samiti	2004		Faizabad	50	0.090	0.032	33	24	2
120	Kunwar Khadi Gramodyog Sansthan	2004		Faizabad	50	0.090	0.021	5	5	0
121	Jan Samarpit Sewa Samiti	2004		Lalitpur	50	0.090	0.018	0	0	0
122	Sarva Hitkari Shiksha Prasar Samiti	2004		Mathura	50	0.090	0.018	0	0	0
123	Participatory Action for Community Empowerment	2004		Sitapur	50	0.090	0.018	0	0	0
124	Sri Sachidanand Shikshan Samiti	2004		Varanasi	50	0.090	0.018	12	0	0
125	Gramayanchal Sewa Samiti	2004		Varanasi	50	0.090	0.000	0	0	0
126	Adarsh Gramodyog Vikas Sansthan	2004		Ghazipur	50	0.090	0.018	25	0	0
127	Solidarity of the Nation	2004		Bahraich	50	0.090	0.018	0	0	0
128	Prayas Jan Kalyan Samiti	2004		Lalitpur	50	0.090	0.018	0	0	0
129	SHASHVAT	2004		Maharajganj	50	0.090	0.018	0	0	0
130	Voluntary Assn. for Rural Upliftment and Networking [VARUN]	2004		Chandauli	50	0.090	0.018	0	0	0
131	Gramin Sewa Samiti	2004		Lalitpur	50	0.080	0.016	0	0	0
132	Bharatiya Janjati Samaj Kalyan Sewa Sansthan	2004		Bahraich	100	0.176	0.035	0	0	0
133	Nagrik Jan Hitkari Samiti	2004		Gorakhpur and Maharajganj	100	0.180	0.036	43	38	9
134	Sarva Hitkari Shiksha Prasar Samiti	2004		Aligarh	30	0.054	0.011	0	0	0
135	Gramya Vikas Samiti	2004		Unnao	50	0.090	0.018	0	0	0

(Rs. million)

Sl.No.	AGENCY	Year of Sanction	No. of projects	Districts to be covered	No. of SHGs to be promoted and linked	Grant Sanctioned				
							Grant Released	No. of SHGs promoted	No. of SHGs with SB A/cs	No. of SHGs credit linked
136	Gayatri Parivar Sewa Samiti	2004		Fatehpur	50	0.090	0.023	11	11	0
137	Gyanodaya	2004		Hardoi	50	0.090	0.018	0	0	0
138	Sai Jyoti Gramodyog Samaj Seva Samiti	2004		Chandauli	50	0.090	0.018	0	0	0
139	Gayatri Parivar Sewa Sansthan	2004		Azamgarh	50	0.090	0.018	0	0	0
140	Kisan Mazdoor Mahila Shilpkala Kendra	2004		Azamgarh	50	0.090	0.018	0	0	0
141	Ambedkar Social Welfare Minority Society	2004		Ballia	50	0.090	0.000	0	0	0
142	Meerut Sewa Samaj	2005		Baghpat	50	0.090	0.018	0	0	0
143	Pragya Gramotthan Sewa Samiti	2005		Fatehpur	50	0.090	0.018	0	0	0
144	Manav Grameen Vikas Sansthan	2005		Hardoi	50	0.085	0.017	0	0	0
145	Nehru Yuva Mandal	2005		Mathura	50	0.090	0.018	0	0	0
146	Samar Sewa Sansthan	2005		Pilibhit	25	0.045	0.009	0	0	0
147	Solanki Gramoudyog Sewa Samiti	2005		Ballia	100	0.180	0.018	0	0	0
148	Milk Bikney Gram Udhog Samiti	2005		Moradabad and Bareilly	700	1.260	0.072	0	0	0
149	Rajiv Gandhi Charitable Trust	2005		Sultanpur	200	0.360	0.018	0	0	0
150	Tewaria Sewa Ashram	2005		Allahabad	50	0.090	0.018	0	0	0
151	Sankalp Jyoti Kalyan Samiti	2005		Pilibhit	50	0.090	0.018	0	0	0
152	Meerut Sewa Samaj	2005		Meerut	50	0.090	0.018	0	0	0
153	Samadhan Manav Seva Sansthan	2005		Maharajganj	50	0.090	0.018	0	0	0
154	Bharatiya Sewa Sansthan	2005		Lalitpur	50	0.090	0.018	0	0	0
155	Society for Integrated Development of Farming Community	2005		Allahabad	50	0.090	0.000	0	0	0

Sl.No.	AGENCY	Year of Sanction	No. of projects	Districts to be covered	No. of SHGs to be promoted and linked	Grant Sanctioned				
							Grant Released	No. of SHGs promoted	No. of SHGs with SB A/cs	No. of SHGs credit linked
156	Centre for Rural Entrepreneurship and Technical Education	2005		Sant Ravidas Nagar	50	0.090	0.000	0	0	0
157	Purvanchal Gramin Chetna Samiti	2005		Ballia	300	0.600	0.000	0	0	0
158	Divya Jyoti Sewa Niketan	2005		Pratapgarh	50	0.090	0.000	0	0	0
159	Devi Sansthan	2005		Luckow	50	0.090	0.000	0	0	0
160	Sharif Gramudhyog Vikas Kendra	2005		Moradabad	50	0.090	0.000	0	0	0
161	Jai Gramin Vikas Evam Shiksha Prasar Sansthan	2005		Unnao	50	0.090	0.000	0	0	0
162	Milk Bikney Gram Udyog Samiti	2005		Bijnore	50	0.090	0.000	0	0	0
<b>162</b>	<b>Ongoing Total</b>		<b>162</b>		<b>16,565</b>	<b>26.855</b>	<b>11.777</b>	<b>10,455</b>	<b>9,652</b>	<b>4,293</b>
	<b>UTTARANCHAL</b>									
1	Pahal	2000		Nainital & Udhamasinghnagar	200	0.300	0.210	213	183	59
2	Major Orgn. for Rural Environment	2001		Almora	50	0.075	0.038	50	50	0
3	Voluntary Approach in Rural Development Action	2001		Dehradun	60	0.084	0.057	50	50	10
4	Mount Valley Dev. Assn.	2001		Tehri Garhwal	60	0.090	0.073	90	67	59
5	The Himalayan Ecology and Treatment of Natural Agriculture Samiti	2001		Uttar Kashi	60	0.090	0.068	62	62	22
6	Grameen Evam Krishi Vikas Samiti	2002		Nainital	100	0.170	0.156	100	100	63
7	Social Education and Village Animation	2003		Almora and Bageshwar	100	0.156	0.031	44	7	0
8	Pithora Sanskritik Samajik Samiti	2003		Pithoragarh	25	0.040	0.008	25	25	2



(Rs. million)

Sl.No.	AGENCY	Year of Sanction	No. of projects	Districts to be covered	No. of SHGs to be promoted and linked	Grant Sanctioned				
							Grant Released	No. of SHGs promoted	No. of SHGs with SB A/cs	No. of SHGs credit linked
9	Kumaon Mahila Gramya Vikas Samiti	2003		Nainital	50	0.090	0.058	50	50	30
10	Foundation for Development Research and Action	2003		Dehradun	50	0.090	0.063	59	59	14
11	Aarohi	2003		Nainital	50	0.094	0.071	50	50	11
12	Organisation for Prosperity Education and Nurture	2003		Dehradun	50	0.090	0.018	40	23	0
13	Gram Vikas Panchayat Samiti	2003		Tehri Garhwal	75	0.135	0.096	76	75	24
14	Appropriate Technology India	2003		Rudraprayag	25	0.045	0.009	23	20	0
15	Gaurav Shiksha Niketan	2003		Tehri Garhwal	25	0.045	0.022	26	26	0
16	Gramin Kshetra Vikas Samiti	2003		Tehri Garhwal	50	0.090	0.068	50	50	21
17	Bharamari Gramodyog Samiti	2003		Bageshwar	100	0.165	0.033	100	84	44
18	Gopal Gramodyog Sewa Sansthan	2003		Tehri Garhwal	25	0.045	0.009	28	24	0
19	Om Jan Vikas Samiti	2004		Champawat	25	0.045	0.009	10	10	0
20	Paridhee Sewa Samiti	2004		U.S.Nagar	50	0.090	0.039	50	49	0
21	Kumaon Sewa Samiti	2004		U.S.Nagar	50	0.090	0.018	24	19	0
22	Hill Welfare Society	2004		Bageshwar	25	0.045	0.009	9	5	0
23	Association of Rural Development	2004		Haridwar	100	0.180	0.036	30	12	0
24	Arpit Sewa Sansthan	2004		U.S.Nagar	25	0.050	0.010	0	0	0
25	Pragatisheel Gramin Yuva Chhatra Kalyan Samiti	2004		U.S.Nagar	100	0.180	0.036	11	0	0
26	Gramin Samaj Kalyan Samiti	2004		Almora	100	0.180	0.036	64	64	0
27	Gramin Vikas Evam Shodh Sansthan	2004		U.S.Nagar	100	0.180	0.036	9	0	0

Sl.No.	AGENCY	Year of Sanction	No. of projects	Districts to be covered	No. of SHGs to be promoted and linked	Grant Sanctioned				
							Grant Released	No. of SHGs promoted	No. of SHGs with SB A/cs	No. of SHGs credit linked
28	Voluntary Association for the Development of Hills of Uttaranchal	2004		Almora	100	0.200	0.040	0	0	0
29	Himalaya Vikas Sansthan	2004		Dehradun	40	0.072	0.014	0	0	0
<b>29</b>	<b>Ongoing Total</b>		<b>29</b>		<b>1870</b>	<b>3.206</b>	<b>1.370</b>	<b>1,343</b>	<b>1,164</b>	<b>359</b>
	<b>On going projects - Region D</b>		<b>281</b>	<b>[251]</b>	<b>30,185</b>	<b>45.400</b>	<b>20.654</b>	<b>20,641</b>	<b>18,967</b>	<b>9,875</b>
	<b>WESTERN REGION</b>									
	<b>GUJARAT</b>									
1	Utthan	1998		Dahod, Bhavnagar & Amreli	80	0.200	0.050	80	36	36
2	Mahiti Rural Dev. Centre	1998		Ahmedabad, Bhavnagar & Kheda	128	0.134	0.040	120	68	0
3	Samanvay Resource Centre	1999		Dahod & Panchmahals	95	0.144	0.093	95	95	59
4	Deepak Ch. Trust	1999		Baroda	150	0.172	0.090	146	30	33
5	Group	2000		Ahmedabad and Surendranagar	100	0.104	0.040	76	76	0
6	Medhavi	2000		Ahm, Bhavnagar and Kutch	180	0.228	0.045	130	130	0
7	Educational and Social Welfare Centre	2000		Amreli	100	0.150	0.075	100	100	12
8	Centre for Entrepreneurship, Skill and Career Dev.	2000		Mehsana, Patan and Gandhinagar,AHM	100	0.150	0.030	80	71	16
9	Gramya Vikas Trust	2000		Jamnagar	100	0.125	0.025	52	28	7
10	Navsarjan Kelvani Mandal	2001		Bhavnagar	100	0.140	0.028	63	25	21
11	Saurashtra Voluntary Actions	2001		Jamnagar	100	0.150	0.056	35	35	35
12	International Centre for Entrepreneurship and Career Development	2001		Ahmedabad, Kheda, Mehsana and Surendranagar	100	0.150	0.077	100	95	26

(Rs. million)

Sl.No.	AGENCY	Year of Sanction	No. of projects	Districts to be covered	No. of SHGs to be promoted and linked	Grant Sanctioned				
							Grant Released	No. of SHGs promoted	No. of SHGs with SB A/cs	No. of SHGs credit linked
13	Indian Institute for Entrepreneur Development	2001		Ahmedabad and Gandhinagar	100	0.150	0.069	75	65	6
14	Union for Medical Aids, Edu. Employment and Dev.	2001		Ahmedabad	100	0.132	0.026	0	0	0
15	Viksat	2001		Mehsantha	75	0.105	0.021	75	64	0
16	Shramik Vikas Sansthan	2001		Sabarkanta	100	0.160	0.057	100	100	60
17	Shroffs Foundation Trust	2001		Vadodara	100	0.125	0.025	75	75	17
18	Parivartan	2002		Gandhinagar	50	0.070	0.044	39	39	0
19	Manav Kalyan Trust	2002		Sabarkantha and Banaskantha	100	0.188	0.038	104	104	0
20	Modasa Mahila Gruhudyog Sahakari Mandali	2002		Sabarkantha	100	0.170	0.058	54	54	0
21	Mahatma Gandhi Lok Seva Sangh	2002		Sabarkantha	100	0.175	0.070	72	72	0
22	Vikas Bharati Seva Charitable Trust	2002		Mehsana	100	0.168	0.049	82	82	0
23	Vardan Trust	2002		Dahod	100	0.173	0.106	100	92	56
24	Sarvodaya Arogyanidhi	2002		Patan	50	0.084	0.038	50	50	21
25	Action for Social Advancement	2002		Dahod	60	0.108	0.046	79	55	0
26	Prayas	2002		Dahod	50	0.089	0.043	50	50	25
27	Gujarat Rajya Rachnatmak Karyakar Sangh	2002		Dahod	50	0.082	0.049	50	50	3
28	Vinoba Bhawe Seva Sansthan	2002		Sabarkanta	50	0.072	0.047	56	0	0
29	Sava Raj	2002		Rajkot	40	0.060	0.012	90	85	42
30	Dreamline Vividhalaxi Kelvani Sanstha	2002		Kheda and Anand	50	0.074	0.015	0	0	0
31	Panchmahal Jila Audyogic and Handloom Sahakari Sangh Ltd.	2002		Godhra	100	0.160	0.032	50	45	0



Sl.No.	AGENCY	Year of Sanction	No. of projects	Districts to be covered	No. of SHGs to be promoted and linked	Grant Sanctioned				
							Grant Released	No. of SHGs promoted	No. of SHGs with SB A/cs	No. of SHGs credit linked
32	Gram Seva Trust	2003		Navsari	100	0.173	0.035	90	90	1
33	Motibhai R.Choudhary Foundation	2003		Mehsana	100	0.178	0.036	38	38	0
34	Navjyot Foundation	2003		Panchmahal	50	0.085	0.017	14	8	0
35	Vanvasi Janseva Trust	2003		Dahod	70	0.126	0.000	0	0	0
36	Shree Saraswati Education Trust	2003		Patan	50	0.090	0.018	31	31	0
37	Sakhi	2003		Dahod	100	0.180	0.036	84	64	0
38	Shree Gyandeep Trust	2003		Surendranagar	50	0.090	0.018	20	20	0
39	Sarav Gram Vikas Samiti	2003		Mehsana	100	0.180	0.036	21	20	0
40	Vishwa Vatsalya Manav Seva Trust	2003		Amreli	100	0.180	0.069	80	80	5
41	Shree Gandhi Janakalyan Trust	2003		Patan	100	0.180	0.036	100	100	43
42	Development of Human Action Research Technology Institute	2003		Ahmedabad	100	0.180	0.036	50	7	0
43	Pragati Gram Sewa Mandal	2003		Patan	50	0.090	0.000	38	32	0
44	World Organisation of Rural Life Development	2003		Ahmedabad	50	0.090	0.018	10	10	0
45	Shree Kuvard Yuva Vikas Trust	2003		Patan	50	0.088	0.018	17	17	0
46	SEWA Gram Mahila Haat	2003		Sabarkantha, Mehsana, Kheda, Anand, Baroda	400	0.666	0.132	0	0	0
47	Indian Society for Community Education	2003		Gandhinagar	50	0.090	0.018	35	35	0
48	Lokvikas	2003		Patan and Mehsana	100	0.180	0.036	103	103	15
49	Catholic Church Trust	2003		Dahod	100	0.180	0.036	40	5	0
50	Chuwai Gram Vikas Trust	2003		Mehsana	100	0.180	0.036	37	37	0

(Rs. million)

Sl.No.	AGENCY	Year of Sanction	No. of projects	Districts to be covered	No. of SHGs to be promoted and linked	Grant Sanctioned				
							Grant Released	No. of SHGs promoted	No. of SHGs with SB A/cs	No. of SHGs credit linked
51	Muralidhar Education and Charitable Trust	2004		Rajkot	100	0.180	0.036	0	0	0
52	S.P. Women. P.S. Cooperative Society	2004		Rajkot	100	0.180	0.036	12	12	0
53	Panchal Vikas Mandal	2004		Surendranagar	100	0.180	0.036	0	0	0
54	Arpan	2004		Sabarkantha	100	0.180	0.036	30	30	0
55	Gramin Kamdar Kalyan Mandal	2004		Patan	50	0.088	0.000	0	0	0
56	Shree Harsiddha Lok Kalyan Foundation	2004		Patan and Mehsana	50	0.090	0.018	0	0	0
57	Shree Vadiyar Niketan	2004		Patan	50	0.079	0.000	0	0	0
58	Vadhiyar Vikas Yuvak Sangh	2004		Patan	50	0.079	0.000	0	0	0
59	Aravalli Gram Vikas Sanstha	2004		Patan	50	0.079	0.016	0	0	0
60	Gram Vikas Samarthan Kendra	2004		Patan	100	0.180	0.036	0	0	0
61	Shri Sanskar Khadi Gramodyog Seva Sangh	2004		Patan	100	0.180	0.000	0	0	0
62	Shreeji Education Trust	2004		Sabarkantha	100	0.175	0.035	2	0	0
63	Rachna Trust	2004		Sabarkantha	100	0.170	0.050	30	30	0
64	Mahila Vikas Sewa Mandal	2004		Rajkot	50	0.088	0.000	0	0	0
65	Durga Khadi Gramodyog Sangh	2004		Patan	50	0.089	0.000	0	0	0
66	Paryavaran Vikas Kendra	2004		Rajkot	50	0.090	0.000	0	0	0
67	SEIRDI	2004		Surendranagar	50	0.095	0.000	0	0	0
68	Jivan Jyot Bakshi Vikas Trust	2004		Godhra	50	0.099	0.000	0	0	0
69	Sanklan Foundation	2004		Ahmedabad	50	0.088	0.000	0	0	0
70	Gayatri Parivar Trust	2004		Mehsana	50	0.095	0.000	0	0	0
71	Shri Vardhaman Gruh Udyog Mahila Mandal	2004		Surendranagar	50	0.085	0.000	0	0	0

Sl.No.	AGENCY	Year of Sanction	No. of projects	Districts to be covered	No. of SHGs to be promoted and linked	Grant Sanctioned				
							Grant Released	No. of SHGs promoted	No. of SHGs with SB A/cs	No. of SHGs credit linked
72	Centre for Eco-Social Research and Development Trust	2004		Junagargh	50	0.099	0.000	0	0	0
73	Shree Shahi Sagar Trust	2004		Patan	50	0.086	0.000	0	0	0
74	Ashara Sansthan	2004		Panchmahal and Dahod	50	0.099	0.000	0	0	0
75	Shakti Mahila Jagruti Trust	2004		Mehsana	50	0.079	0.000	0	0	0
76	Navyuvak Jagruti Mandal	2004		Patan	50	0.070	0.000	0	0	0
77	Lok Vikas Sanstha	2004		Surat	50	0.100	0.000	0	0	0
78	Thasra Agro Consuers Sanstha	2004		Kheda	50	0.100	0.000	0	0	0
79	Vikas Samardhan Trust	2004		Amreli	50	0.083	0.000	0	0	0
80	Shree Akhanddhara Foundation	2005		Mehsana	50	0.086	0.000	0	0	0
81	Shree Vadiyar Niketan	2005		Patan	50	0.079	0.000	0	0	0
82	Samarthan Trust	2005		Surendranagar	50	0.088	0.000	0	0	0
83	Naisargik	2005		Banaskantha	50	0.074	0.000	0	0	0
84	Sanskar Mahila Sanghathan	2005		Banaskantha	50	0.075	0.000	0	0	0
85	Saurashtra Economic Development Centre	2005		Junagadh	50	0.087	0.000	0	0	0
86	Shree Sardar Janakalyan Mahila Vikas Trust	2005		Patan	50	0.095	0.000	0	0	0
87	Navjivan Vividhlaxi Trust	2005		Patan	50	0.073	0.000	0	0	0
88	Sahakar Sewa Trust	2005		Anand	50	0.089	0.000	0	0	0
89	Gyandeep Trust	2005		Rajkot	50	0.090	0.000	0	0	0
90	Bhagodya Vidya Vikas Kelwani Trust	2005		Anand	50	0.095	0.000	0	0	0
91	Shree Ashapura Vividhalkshi Trust	2005		Anand	50	0.095	0.000	0	0	0
<b>91</b>	<b>Ongoing Total</b>		<b>91</b>		<b>7,078</b>	<b>11.706</b>	<b>2.420</b>	<b>3,160</b>	<b>2,640</b>	<b>539</b>



(Rs. million)

Sl.No.	AGENCY	Year of Sanction	No. of projects	Districts to be covered	No. of SHGs to be promoted and linked	Grant Sanctioned				
							Grant Released	No. of SHGs promoted	No. of SHGs with SB A/cs	No. of SHGs credit linked
	<b>MAHARASHTRA</b>									
1	Chetana Vikas	1999		Wardha	300	0.102	0.086	399	188	85
2	Matru Mandir	2001		Ratnagiri	200	0.200	0.128	209	200	38
3	Manav Sadhan Vikas Sanstha	2001		Sindhudurg and Ratnagiri	160	0.238	0.048	82	62	0
4	Maharashtra Gram Vikas Shikshan Ani Karya Pratisthan	2001		Chandrapur	100	0.140	0.136	100	100	93
5	Bharatiya Adim Jati Sevak Sangh	2001		Chandrapur	100	0.125	0.113	110	110	77
6	Indian Institute of Youth Welfare	2001		Gadchiroli	100	0.150	0.135	100	100	79
7	Jagrut Mahila Samaj	2001		Chandrapur	100	0.150	0.108	91	91	74
8	Maharashtra Village Development Association	2001		Chandrapur	200	0.300	0.295	200	200	152
9	Nagrik Arogya Rakshak Sanstha	2001		Gadchiroli	100	0.150	0.135	120	120	67
10	Gram Swaraj Seva Trust	2001		Wardha and Yavatmal	45	0.074	0.074	45	45	45
11	Parivar Mangal Trust	2001		Pune	75	0.150	0.117	75	75	29
12	Amhi Amachya Arogyasathi	2001		Gadchiroli and Chandrapur	100	0.200	0.149	94	94	27
13	Gram Vikas Tantra Niketan	2002		Wardha	25	0.050	0.048	48	48	25
14	Kasturba Health Society	2002		Wardha	40	0.068	0.052	40	40	20
15	Paryavaran Va Gramin Vikas Sanstha	2002		Yavatmal	100	0.150	0.110	117	117	48
16	Vikas Ganga Samajsevi Sanstha	2002		Yavatmal	40	0.060	0.056	54	54	40
17	Chaitanya	2002		Pune	500	0.765	0.366	420	358	48
18	Markandeshwara Janakalyan Shikshan Prasarak Mandal	2002		Nanded	50	0.080	0.056	110	110	42

Sl.No.	AGENCY	Year of Sanction	No. of projects	Districts to be covered	No. of SHGs to be promoted and linked	Grant Sanctioned				
							Grant Released	No. of SHGs promoted	No. of SHGs with SB A/cs	No. of SHGs credit linked
19	Sadbhav Foundation	2002		Raigad	50	0.080	0.080	104	104	59
20	Asmitha Institute for Development	2002		Yavatmal	50	0.077	0.075	69	69	51
21	Paryay	2002		Osmanabad	75	0.104	0.089	77	77	42
22	Janakalyan Gramin Vikas Mandal	2002		Osmanabad	50	0.084	0.034	34	34	0
23	Society for Action in Creative Education and Dev.	2002		Aurangabad and Jalna	200	0.380	0.349	262	262	159
24	Samaj Vikas	2002		Osmanabad	80	0.144	0.111	152	152	57
25	Chakradhar Gramin Vikas Pratishthan	2002		Nanded	100	0.168	0.106	151	151	60
26	Adarsh Gram Vikas Mandal	2002		Chandrapur and Gadchiroli	120	0.198	0.000	0	0	0
27	Yuva Gram	2002		Beed	100	0.168	0.142	134	134	77
28	Mahila Arthik Vikas Mahamandal	2002		Non-MRCP districts	1,000	1.880	0.376	925	925	7
29	Sevadham Trust	2002		Pune	100	0.168	0.135	100	100	65
30	Upekshit Sevahavi Society	2002		Amravati	60	0.108	0.052	38	34	0
31	Sampoorna Bamboo Kendra	2003		Amravati	50	0.084	0.065	51	45	14
32	Adviasi Sthayi Vikas Sanstha	2003		Amravati	50	0.084	0.043	32	32	5
33	Sarita	2003		Amravati	100	0.168	0.052	24	19	0
34	Ashraya Sevahavi Society	2003		Amravati	60	0.102	0.069	60	60	5
35	Shree Gajanan Gramin Kalyan Society	2003		Nagpur	100	0.171	0.097	56	56	0
36	Gramin Vikas Manch	2003		Nagpur	100	0.168	0.124	125	125	16
37	Niramaya Rachanatmark Gram Vikas Kendra	2003		Solapur	100	0.168	0.034	32	30	5
38	BAIF Dev. Research Foundation	2003		Pune	96	0.173	0.144	100	99	51
39	Institute of Village Enterprise Dev. for Handicrafts Artisans	2003		Nagpur	100	0.178	0.141	100	100	3

(Rs. million)

Sl.No.	AGENCY	Year of Sanction	No. of projects	Districts to be covered	No. of SHGs to be promoted and linked	Grant Sanctioned				
							Grant Released	No. of SHGs promoted	No. of SHGs with SB A/cs	No. of SHGs credit linked
40	Janwadi Gram Vikas Pratishthan	2003		Parbhani	100	0.180	0.084	56	56	4
41	Swargiya Chandrabhagabai Mahajan Sevbhavi Sanstha	2003		Parbhani	50	0.085	0.022	10	10	0
42	Vanasampada	2003		Nagpur	80	0.144	0.120	87	87	40
43	Lalit Vishwa Shikshan Samiti	2003		Nanded	100	0.180	0.108	118	106	9
44	Friends of the Earth and Nature Conservator	2003		Nanded	75	0.135	0.027	0	0	0
45	Sankalp Sadhana	2003		Akola	50	0.094	0.048	33	33	4
46	Lokarth Social Research and Dev.Orgn.	2003		Parbhani	100	0.180	0.036	31	30	0
47	Gram Vikas Pratishthan	2003		Parbhani	75	0.135	0.059	95	95	20
48	Matoshree Baranbai Bahuuddeshiya Sanstha	2003		Gadchiroli	100	0.180	0.069	98	98	16
49	Pragati Bahuuddeshiya Sanstha	2003		Wardha	25	0.045	0.045	25	25	25
50	Vidarbha Shikshan Sanstha	2003		Gadchiroli	100	0.180	0.152	116	116	85
51	Mata Balak Utkarsha Pratishthan	2003		Solapur	100	0.180	0.036	86	86	0
52	Gomukh Enivornmental Trust for Sustainable Development	2003		Pune	100	0.180	0.108	77	77	22
53	Pravara Institute of Research and Education in Natural and Social Sciences	2003		Ahmednagar	100	0.170	0.117	100	100	10
54	Nava Vidya Bahuuddeshiya Sanstha	2003		Yavatmal	100	0.180	0.142	119	119	57
55	Vishwarachna Gramin Vikas Sanstha	2003		Amravati	60	0.108	0.053	38	38	0



Sl.No.	AGENCY	Year of Sanction	No. of projects	Districts to be covered	No. of SHGs to be promoted and linked	Grant Sanctioned				
							Grant Released	No. of SHGs promoted	No. of SHGs with SB A/cs	No. of SHGs credit linked
56	Association of Women Awareness and Rural Development	2003		Chandrapur	100	0.166	0.157	105	105	80
57	Maharashtra Institute of Techonology Transfer for Rural Areas	2003		Ahmednagar and Nasik	300	0.471	0.000	0	0	0
58	Maharashtra Village Development Association	2003		Chandrapur and Bhandara	300	0.444	0.433	300	300	280
59	Surabhi Gramin Vikas Va Sanshodhan Sanstha	2003		Jalna and Aurangabad	200	0.360	0.263	236	186	126
60	Planning Rural Urban Integrated Development through Education	2003		Raigad	400	0.720	0.506	374	374	142
61	KEM Hospital Research Centre	2003		Pune	100	0.180	0.063	95	63	0
62	Maharashtra Bahuuddeshiya Shikshan Prasarak Sanstha	2003		Buldhana	100	0.175	0.118	152	152	0
63	Maharashtra Gram Vikas Shiskhan Ani Karya Pratishthan	2003		Chandrapur	100	0.180	0.117	108	108	35
64	Sadbhav Foundation	2004		Raigad and Osmanabad	200	0.370	0.267	192	192	43
65	Ekatma Samaj Kendra	2004		Kolhapur and Sangli	300	0.555	0.376	253	253	29
66	Nageshwara Charitable Trust	2004		Wardha	100	0.180	0.133	103	103	85
67	Navjeevan Mahila Mandal	2004		Buldhana	100	0.180	0.058	85	85	0
68	Helpo Foundation	2004		Pune and Satara	200	0.360	0.274	205	205	78
69	Saraswati Sevabhavi Sanstha	2004		Beed	100	0.180	0.061	0	0	0
70	Nalanda Mahila Shikshan Sanstha	2004		Gadchiroli	50	0.090	0.048	52	52	2
71	Shri Sai Vaidhyakiya Pratishthan	2004		Nanded	100	0.180	0.036	0	0	0

(Rs. million)



Sl.No.	AGENCY	Year of Sanction	No. of projects	Districts to be covered	No. of SHGs to be promoted and linked	Grant Sanctioned				
							Grant Released	No. of SHGs promoted	No. of SHGs with SB A/cs	No. of SHGs credit linked
72	Mahtma Phule Sevabhavi Sanstha	2004		Jalgaon	50	0.090	0.018	10	10	0
73	Bharatiya Adim Jati Sevak Sangh	2004		Nagpur and Chandrapur	200	0.360	0.108	92	92	0
74	Savitribai Phule Mahila Ekatma Samaj Mandal	2004		Auranagabad	100	0.180	0.047	66	45	11
75	Gramin Vikas Tantra Niketan	2004		Wardha	25	0.050	0.041	0	0	0
76	Action for Women and Rural Development	2004		Satara	50	0.100	0.030	18	18	0
77	Prayag Sevabhavi Sanstha	2004		Parbhani	25	0.045	0.009	6	6	0
78	Parivartan Samajik Sanstha	2004		Osmanabad	50	0.100	0.065	50	50	8
79	Gram Swaraj Seva Trust	2004		Wardha	40	0.080	0.027	14	13	0
80	Prerana Gram Vikas Sanstha	2004		Yavatmal	200	0.400	0.129	132	132	24
81	Shri Santaram Patil Shramik Charitable Trust	2004		Kolhapur	200	0.400	0.080	197	197	20
82	Janmabhoomi Pratishthan	2004		Ratnagiri	50	0.100	0.020	52	7	0
83	Jnana Prabhodhini	2004		Pune	50	0.100	0.038	30	30	7
84	Bharatiya Gramin Va Krishi Vikas Sanstha	2004		Lathur	50	0.100	0.020	0	0	0
85	Gram Vikas Bahuddesiya Seva Mandal	2004		Osmanabad	100	0.200	0.040	28	28	0
86	Jigyasa	2004		Aurangabad	100	0.200	0.040	33	16	0
87	Rajrambapu Dnyana Prabodhini	2004		Sangli	200	0.400	0.080	118	118	0
88	Ambika Bahuuddeshiya Sevabhavi Sanstha	2004		Latur	25	0.050	0.000	0	0	0
89	Prayas Sevabhavi Sanstha	2004		Lathur	25	0.050	0.010	6	6	0
90	Danyansagar Magasvargiya Bahuuddeshiya Samajseva Sanstha	2004		Latur	25	0.050	0.010	0	0	0
91	Prabhat Vikas Manch	2004		Dhule	25	0.050	0.010	28	28	0

Sl.No.	AGENCY	Year of Sanction	No. of projects	Districts to be covered	No. of SHGs to be promoted and linked	Grant Sanctioned				
							Grant Released	No. of SHGs promoted	No. of SHGs with SB A/cs	No. of SHGs credit linked
92	Apeksha Homeo Society	2004		Amravati	50	0.100	0.020	0	0	0
93	Gramin Vikas Kendra	2004		Latur	50	0.100	0.020	0	0	0
94	Maharashtra Village Development Association	2005		Chandrapur and Bhandara-400+300	700	1.400	0.280	0	0	0
95	Vidarbha Nature Conservation Society	2005		Nagpur	25	0.050	0.000	0	0	0
96	Society for Action in Creative Education and Dev.	2005		Aurangabad	150	0.285	0.000	0	0	0
97	Asmitha Institute for Development	2005		Washim	150	0.300	0.000	0	0	0
98	Social Action for Manpower Creation	2005		Pune	50	0.100	0.000	0	0	0
99	Matoshree Malini Mahila Mandal	2005		Wardha	50	0.100	0.000	0	0	0
100	Pragati Bahu Uddeshiya Sanstha	2005		Amravati under UNDP-KVIC project	50	0.100	0.000	0	0	0
101	Shivjan Pratishthan	2005		Pune	25	0.045	0.000	0	0	0
<b>101</b>	<b>Ongoing Total</b>		<b>101</b>		<b>12031</b>	<b>20.839</b>	<b>9.803</b>	<b>9269</b>	<b>8770</b>	<b>2927</b>
	<b>On going projects - Region E</b>		<b>208</b>	<b>[194]</b>	<b>23240</b>	<b>39.573</b>	<b>18.766</b>	<b>17150</b>	<b>15971</b>	<b>7417</b>
	<b>SOUTHERN REGION</b>									
	<b>KARNATAKA</b>									
1	Tarlabalu Rural Dev. Foundation	1999		Chitradurga	191	0.192	0.090	131	131	54
2	Human Development Society	2001		Tumkur	50	0.070	0.054	53	53	32
3	National Assn. for Agri. and Rural Dev.	2001		Bijapur	25	0.038	0.019	25	25	13
4	Navchaitanya Urban and Rural Development Society	2001		Kolar	50	0.075	0.030	50	50	21



(Rs. million)

Sl.No.	AGENCY	Year of Sanction	No. of projects	Districts to be covered	No. of SHGs to be promoted and linked	Grant Sanctioned				
							Grant Released	No. of SHGs promoted	No. of SHGs with SB A/cs	No. of SHGs credit linked
5	Goldfields Rehabilitation and Integrated Dev. Orgn.	2001		Kolar	100	0.150	0.129	104	104	88
6	Prajana Counseling Centre	2001		Dakshin Kannada	50	0.075	0.053	50	50	10
7	Kumudwathi Rural Development Society	2001		Tumkur	50	0.075	0.062	64	64	46
8	Dr. B.R.Ambedkar Educ.Soc.	2002		Kolar	50	0.079	0.062	60	60	22
9	Human Resource Dev. Soc.	2002		Raichur	50	0.069	0.024	50	50	8
10	Vidyanikethan	2002		Bangalore (Rural)	50	0.075	0.038	50	50	41
11	Social Consultancy and Rural Dev.Trust	2002		Bangalore (Rural)	50	0.074	0.015	50	40	2
12	Vikasa Rural Dev. Orgn.	2002		Mandya	60	0.075	0.069	60	60	45
13	Social Integrated Rural Dev. Soc.	2002		Kolar	50	0.062	0.054	76	76	40
14	Vikasana Institute for Rural Development	2002		Mandya	100	0.165	0.106	119	119	93
15	Indo-Dutch Project Management Society	2003		Chamarajanagar	50	0.089	0.048	35	33	3
16	Sahyog	2003		Bidar	50	0.073	0.067	50	50	39
17	Janakalyan	2003		Raichur	100	0.164	0.033	48	35	9
18	Gram Bharati	2003		Bidar	80	0.120	0.024	37	37	19
19	Sree Renukadevi Women and Children Welfare Dev. Foundation	2003		Davangere	50	0.083	0.017	45	35	3
20	Janodaya	2003		Bangalore [R and U]	100	0.160	0.062	72	56	16
21	Grameena Mahila Okkuta	2004		Kolar	50	0.090	0.063	50	45	5
22	Parivarthana	2004		Haveri	50	0.088	0.035	27	22	0
23	Chikmagalur Multipurpose Social Service Society	2004		Chikmagalur	50	0.075	0.015	42	32	3
24	Navodaya Social Service Centre	2004		Chikmagalur	50	0.093	0.077	53	53	40

Sl.No.	AGENCY	Year of Sanction	No. of projects	Districts to be covered	No. of SHGs to be promoted and linked	Grant Sanctioned				
							Grant Released	No. of SHGs promoted	No. of SHGs with SB A/cs	No. of SHGs credit linked
25	Tropical Research and Development Centre	2004		Haveri	33	0.060	0.039	33	33	11
26	Paravati	2004		Gadag	50	0.090	0.018	14	14	0
27	Mahatmaya Rural Development Society	2004		Bidar	60	0.107	0.046	46	46	17
28	Grameena Abhivradhi Shikshana and Krishiseva Samsthe	2004		Belgaum	40	0.066	0.013	0	0	0
29	PRERANA	2004		Raichur	100	0.099	0.000	31	12	0
30	Initiatives for Development Foundation	2004		Dharwad	50	0.070	0.014	22	8	0
31	Rehabilitative Assistance for People in Distress	2004		Dharwad	50	0.058	0.012	0	0	0
32	Social Welfare Society	2004		Chikmagalur	50	0.075	0.015	33	33	0
33	Gnanajyothi Vidya Samsthe	2004		Davangere	50	0.093	0.019	0	0	0
34	GRAMA	2005		Chitradurga	50	0.095	0.019	0	0	0
35	GRAMA	2005		Tumkur	50	0.095	0.000	0	0	0
36	SPADANA	2005		Tumkur	50	0.090	0.018	0	0	0
37	MOTHER	2005		Tumkur	50	0.090	0.000	0	0	0
38	Sankalpa Rural and Urban Dev.Society	2005		Davangere	25	0.045	0.009	0	0	0
39	Sadhne Vidya Samasthe	2005		Chitradurga	50	0.095	0.019	0	0	0
40	Sri Kshetra Dharmasthala Rural Development Project	2005		Dakshina Kannada and Udupi	1000	1.100	0.000	0	0	0
<b>40</b>	<b>Ongoing Total</b>		<b>40</b>		<b>3314</b>	<b>4.635</b>	<b>1.484</b>	<b>1580</b>	<b>1476</b>	<b>680</b>
<b>ANDHRA PRADESH</b>										
1	Chinmayaranyam	2003		Kadapa	100	0.180	0.036	12	9	0
<b>2</b>	<b>Ongoing Total</b>		<b>1</b>		<b>100</b>	<b>0.180</b>	<b>0.036</b>	<b>12</b>	<b>9</b>	<b>0</b>

Sl.No.	AGENCY	Year of Sanction	No. of projects	Districts to be covered	No. of SHGs to be promoted and linked	Grant Sanctioned										
							Grant Released	No. of SHGs promoted	No. of SHGs with SB A/cs	No. of SHGs credit linked						
	TAMIL NADU															
1	Self Help for Health and Rural Dev.	2000	3.300	Trichy	500	0.747	0.635	500	500	389						
2	Thirumalai Charitable Trust	2001		Vellore	250	0.293	0.211	250	250	154						
3	DHAN Foundation	2001		Tamil Nadu, AP and	1099	1099	1083									
	UT of Pondicherry	1100		3.265												
4	People's Reconstruction Movement	2001		Dharmapuri							100	0.100	0.079	100	100	52
5	Nehru Ilaingar Mandram	2001		Ramanathapuram							100	0.185	0.185	100	100	99
6	Sri Kannabiran Educational and Charitable Trust	2002		Ramanathapuram							50	0.080	0.080	50	50	50
7	Makaram Siruthozhil Maiyam	2002		Ramanathapuram							100	0.145	0.074	100	62	41
8	Samaritans	2002		Tirunelveli							60	0.087	0.000	0	0	0
9	Universal Welfare Foundation	2002		Kancheepuram							100	0.150	0.138	100	100	85
10	Health Education Association for Rural Tribals	2002		Cuddalore							100	0.140	0.037	73	73	7
11	Sudar	2003		Karur							100	0.160	0.032	40	40	0
12	League for Education and Development	2003		Permbalur							100	0.158	0.032	100	100	89
13	Social Action for Education and Development Organsiation	2003		Salem							100	0.127	0.068	100	99	36
14	Women and Child Development Society	2003		Tirunelveli							100	0.123	0.101	94	94	65
15	Centre for Improved Rural Health and Environmental Protection	2003		Dindigul							100	0.125	0.052	81	61	21
16	Human Resources and Education for Rural Development	2003	Sivaganga	100							0.145	0.035	13	13	4	



Sl.No.	AGENCY	Year of Sanction	No. of projects	Districts to be covered	No. of SHGs to be promoted and linked	Grant Sanctioned				
							Grant Released	No. of SHGs promoted	No. of SHGs with SB A/cs	No. of SHGs credit linked
17	People Association for Growth and Education	2003		Sivaganga	50	0.093	0.078	50	50	30
18	Organisation of Development Action and Maintenance	2003		Virudhunagar	100	0.158	0.106	96	92	56
19	Society for People Education and Economic Development	2003		Cuddalore	50	0.075	0.028	34	34	7
20	Sri Ramakrishna Seva Nilayam	2003		Tirunelveli	100	0.141	0.139	100	100	81
21	Udhayam	2003		Tiruchirapalli	100	0.160	0.092	80	71	17
22	Anbu Trust	2003		Sivaganga	50	0.075	0.030	36	31	5
23	Star Welfare Orgn. of the Rural Development Trust	2003		Kancheepuram	100	0.150	0.138	100	100	96
24	Tamil Nadu Corporation for Development of Women Ltd	2003		28 districts	10000	3.500	0.000	10000	10000	10000
25	Rural Development Society	2003		Dharmapuri	100	0.106	0.085	100	100	67
26	Blossom Trust	2003		Virudhunagar	100	0.134	0.036	47	47	3
27	Jeevan Jyothi Health Centre	2003		Ramanathapuram	100	0.158	0.032	50	38	20
28	Community Action for Rural Development	2003		Pudukottai	100	0.158	0.089	79	79	8
29	Social Welfare Organisation Trust	2003		Sivaganga	50	0.075	0.063	50	50	13
30	Scientific Educational Dev. for Community Orgn.	2003		Tuticorin	100	0.140	0.080	100	96	21
31	Development of Humane Action	2003		TN, AP, Karnataka and UT of Pondicherry	1500	2.250	1.892	1500	1492	946
32	Lamp Trust	2003		Pudukottai	100	0.130	0.059	100	100	25

(Rs. million)

Sl.No.	AGENCY	Year of Sanction	No. of projects	Districts to be covered	No. of SHGs to be promoted and linked	Grant Sanctioned				
							Grant Released	No. of SHGs promoted	No. of SHGs with SB A/cs	No. of SHGs credit linked
33	The Voluntary Health, Education and Rural Development Society	2003		Kancheepuram	100	0.150	0.135	100	100	81
34	Rural Development Organsiation	2003		Pudukottai	60	0.087	0.067	60	60	35
35	Heaven on Mercyful Earth [HOME]	2004		Tiruvannamalai	50	0.095	0.019	50	50	0
36	Sanam Makalir Suyasarbu Iyakkam [SAMAM]	2004		Pondicherry	50	0.095	0.019	36	30	0
37	Mercy Association for Lepers [MAL]	2004		Dindigul	50	0.085	0.017	5	5	0
38	Periyar Organisation for Woman Empowerment and Renaissance	2004		Thanjavur	50	0.095	0.019	0	0	0
39	Judicial Education and Social Upliftment Society	2004		Dindigul	50	0.090	0.018	35	34	13
40	Rural Integrated Development Trust	2005		Tiruvannamalai	50	0.095	0.019	0	0	0
41	Integrated Women Development Institute	2005		Tiruvallur	50	0.095	0.019	0	0	0
42	Society for Women's Education Economic Development	2005		Madurai	50	0.095	0.000	0	0	0
43	Swami Vivekananda Gurukulam	2005		Coimbatore	50	0.095	0.000	0	0	0
44	Women Organisation for Rural Development	2005		Cuddalore	50	0.095	0.000	0	0	0
45	National Environment and Education Development [NEED]	2005		{idillpttao	50	0.095	0.000	0	0	0
46	Education, Communication and Development Trust [EDUCATR]	2005		Madurai	50	0.095	0.000	0	0	0
<b>46</b>	<b>Ongoing Total</b>		<b>46</b>		<b>16520</b>	<b>14.930</b>	<b>8.298</b>	<b>15608</b>	<b>15500</b>	<b>13699</b>

Sl.No.	AGENCY	Year of Sanction	No. of projects	Districts to be covered	No. of SHGs to be promoted and linked	Grant Sanctioned				
							Grant Released	No. of SHGs promoted	No. of SHGs with SB A/cs	No. of SHGs credit linked
	<b>KERALA</b>									
1	Apex Vol. Agency for Rural Dev.	1999		Trichur	350	0.346	0.242	224	224	53
2	Sevashram	1999		Ernakulam, Alleppy, Kottayam and Trichur	500	0.635	0.431	277	277	265
3	Seven Seas Socio Eco Dev.Soc.	1999		Pathanamthitta	66	0.066	0.066	0	0	66
4	Kuriakose Elias Service Soc.	1999		Trichur	300	0.341	0.341	200	200	300
5	Kuttanadu Vikasana Samithy	1999		Alappuzha	300	0.072	0.000	0	0	0
6	Tellicherry Social Service Soc.	2000		Kannur and Kasargode	950	0.608	0.170	243	243	161
7	Centre for Overall Dev.	2000		Kozhikode and Malappuram	300	0.327	0.316	300	300	299
8	Gandhi Samaraka GramaSeva Kendram	2001		Alappuzha	250	0.273	0.273	250	250	200
9	High Land Dev.Assn.	2001		Wayanad	200	0.214	0.187	200	200	156
10	Slum Service Centre	2001		Thrissur	100	0.125	0.110	100	100	58
11	Peermadu Dev. Soc.	2001		Idukki	500	0.630	0.455	489	489	115
12	Rural Agency for Soc. and Tech.Adv.	2001		Wayanad	150	0.203	0.137	118	118	87
13	Wayanad Sarva Seva Mandal	2001		Wayanad	100	0.111	0.074	100	100	11
14	Win Society	2001		Allappuzha and Ernakulam	150	0.120	0.105	150	150	93
15	Evangelical Social Action Forum	2001		Thrissur	175	0.242	0.048	0	0	0
16	Nedumkandam Cultural Soc.	2001		Idukki	350	0.380	0.113	110	110	0
17	Kurichithanam Dev. Society	2001		Kottayam	100	0.150	0.128	100	100	64
18	Santhi Trust	2001		Wayanad	200	0.243	0.042	51	51	0



(Rs. million)

Sl.No.	AGENCY	Year of Sanction	No. of projects	Districts to be covered	No. of SHGs to be promoted and linked	Grant Sanctioned				
							Grant Released	No. of SHGs promoted	No. of SHGs with SB A/cs	No. of SHGs credit linked
19	Kerala Grama Nirmana Samithi	2001		Mallapuram	60	0.087	0.087	60	60	60
20	Gandhi Smaraka Grama Seva Kendram	2001		Kasargod	220	0.234	0.160	157	157	94
21	Jawaharlal Memorial Social Welfare Public Cooperation Centre	2001		Kottayam	150	0.170	0.034	0	0	0
22	Gram Vikas Swasraya Sangam	2001		Kottayam	200	0.300	0.240	200	200	66
23	Shreyas	2001		Malappuram, Kannur, Kozhikode[Calicut], Kasargod and Wayanad	650	0.736	0.349	284	284	182
24	Voluntary Organisation for Social Action and Rural Development	2002		Idukki	150	0.225	0.142	114	114	31
25	Jawahar Social Welfare Society	2002		Malappuram	50	0.077	0.015	0	0	0
26	Progressive Grandha Sala and Vayana Sala	2002		Alappuzha	50	0.071	0.000	0	0	0
27	Society for Economic and Environmental Dev.	2002		Alappuzha	100	0.107	0.068	82	82	12
28	High Range Development Society	2002		Idukki	100	0.170	0.000	0	0	0
29	Punalur Social Service Society	2002		Kollam and Alappuzha	100	0.180	0.073	42	42	0
30	Christian Agency for Rural Development	2002		Malappuram	100	0.116	0.053	42	42	23
31	Forum for Rural Environment and Economic Development	2003		Alappuzha	100	0.163	0.000	0	0	0

Sl.No.	AGENCY	Year of Sanction	No. of projects	Districts to be covered	No. of SHGs to be promoted and linked	Grant Sanctioned				
							Grant Released	No. of SHGs promoted	No. of SHGs with SB A/cs	No. of SHGs credit linked
32	Kuriakose Elias Service Society	2003		Thrissur	200	0.292	0.169	165	165	32
33	Gandhi Samarka GramSeva kendram	2003		Alappuzha	300	0.474	0.466	300	300	283
34	Kallamala Multi Purpose Charitable Society	2003		Palakkad	200	0.225	0.045	0	0	0
35	Jeevagram	2003		Eranakulam and Thrissur	100	0.146	0.029	0	0	0
36	Thiruvalla Social Service Society	2003		Pathanamthitta	100	0.145	0.055	59	59	0
37	Kannur Association for Integrated Rural Organisation and Support	2003		Kannur and Kasargod	100	0.155	0.108	99	99	0
38	Integrated Development Centre	2004		Kozhikode	100	0.160	0.047	31	31	0
39	Payyavoor Community Development Fund Project	2005		Kannur	50	0.088	0.000			
40	Shatom Charitable Ministries of India	2005		Palakkad	50	0.085	0.000			
41	Wayanad Social Service Society	2005		Wayanad	50	0.085	0.000			
<b>41</b>	<b>Ongoing Total</b>		<b>41</b>		<b>8321</b>	<b>9.575</b>	<b>5.378</b>	<b>4547</b>	<b>4547</b>	<b>2711</b>
	<b>Completed/Closed projects</b>		<b>49</b>		<b>8047</b>	<b>8.616</b>	<b>6.919</b>	<b>7126</b>	<b>7107</b>	<b>6335</b>
	<b>On going projects - Region F</b>		<b>177</b>	<b>[163]</b>	<b>36302</b>	<b>37.936</b>	<b>22.114</b>	<b>28873</b>	<b>28639</b>	<b>23425</b>
	<b>ALL INDIA ONGOING PROJECTS</b>		<b>980</b>		<b>109,390</b>	<b>157.046</b>	<b>66.107</b>	<b>75,864</b>	<b>69,073</b>	<b>37,308</b>

Note : Figure in bracket indicates No. of NGOs supported with grant assistance.

## STATEMENT XI

## SHG-Bank Linkage-Details of Capacity

Sl. No.	State	Bankers*		NGOs		Government officials		SHG leaders/ members		Exposure visits	
		No. of participants		No. of participants		No. of participants		No. of participants		No. of participants	
		2004-05	Cumulative	2004-05	Cumulative	2004-05	Cumulative	2004-05	Cumulative	2004-05	Cumulative
<b>Nothern Region</b>											
1	Himachal Pradesh	27	1,068	32	3,162	0	4,092	1,755	6,136	0	53
2	Rajasthan	1,508	8,335	90	3,148	1,190	9,788	778	2,667	0	0
3	Punjab/Haryana	1,390	4,163	0	179	0	98	1,175	4,318	0	25
4	Jammu & Kashmir	90	1,647	21	720	0	44	250	5,873	0	0
5	New Delhi	40	105	0	0	0	0	0	80	0	0
		<b>3,055</b>	<b>15,318</b>	<b>143</b>	<b>7,209</b>	<b>1,190</b>	<b>14,022</b>	<b>3,958</b>	<b>19,074</b>	<b>0</b>	<b>78</b>
<b>North Eastern Region</b>											
6	Assam	241	2,136	490	1,806	596	2,362	13,589	47,114	0	18
7	Meghalaya	65	213	0	0	58	58	321	606	0	0
8	Mizoram	122	122	180	180	0	0	915	1,375	0	0
9	Tripura	98	383	20	280	38	514	1,136	6,189	0	0
10	Sikkim	0	95	0	110	80	97	90	350	10	60
11	Manipur	0	83	0	0	0	24	224	873	0	0
12	Nagaland	0	111	0	107	0	14	225	1,098	0	0
13	Arunachal Pradesh	0	25	0	25	0	55	0	67	0	0
		<b>526</b>	<b>3,168</b>	<b>690</b>	<b>2,508</b>	<b>772</b>	<b>3,124</b>	<b>16,500</b>	<b>57,672</b>	<b>10</b>	<b>78</b>
<b>Eastern Region</b>											
14	Orissa	810	5,405	0	896	1,326	6,203	8,893	29,244	36	146
15	Bihar	568	5,202	99	1,301	0	120	2,708	11,593	0	10
16	Jharkhand	0	719	0	557	0	177	0	3,518	0	0
17	West Bengal	23,653	43,349	1,550	4,615	0	481	117,221	213,081	0	88
18	UT of A & N Islands	15	652	0	0	0	140	230	1,206	0	0
		<b>25,046</b>	<b>55,327</b>	<b>1,649</b>	<b>7,369</b>	<b>1,326</b>	<b>7,121</b>	<b>129,052</b>	<b>258,642</b>	<b>36</b>	<b>244</b>

\* Includes 144 participants covered under training for trainers of bankers.



### Building Outreach upto 31 March 2005

Field Visits of BLBCs to SHGs		Training for elected members of PRIs		Others**		Bankers' Meets		NGO Meets		SLRCCDI		Grand Total	
No. of participants		No. of participants		No. of participants		No. of participants		No. of participants		No. of participants		No. of participants	
2004-05	Cumulative	2004-05	Cumulative	2004-05	Cumulative	2004-05	Cumulative	2004-05	Cumulative	2004-05	Cumulative	2004-05	Cumulative
95	140	0	0	30	91	40	622	22	51	0	161	2,001	15,576
295	1,828	50	50	171	171	0	0	0	62	0	14	4,082	26,063
232	435	0	70	0	0	0	259	0	76	0	0	2,797	9,623
135	265	45	370	0	305	30	152	0	100	0	73	571	9,549
0	20	0	0	0	0	0	0	0	0	0	0	40	205
<b>757</b>	<b>2,688</b>	<b>95</b>	<b>490</b>	<b>201</b>	<b>567</b>	<b>70</b>	<b>1,033</b>	<b>22</b>	<b>289</b>	<b>0</b>	<b>248</b>	<b>9,491</b>	<b>61,016</b>
124	597	285	455	989	1,825	0	233	58	134	0	43	16,372	56,723
0	0	0	0	202	287	0	0	0	0	0	0	646	1,164
0	0	0	0	0	0	0	0	0	0	0	0	1,217	1,677
0	0	0	21	0	0	0	0	0	0	20	71	1,312	7,458
0	0	0	0	0	30	30	80	0	0	0	0	210	822
0	0	0	0	40	105	0	0	27	57	0	0	291	1,142
0	0	0	67	0	0	0	0	0	0	0	0	225	1,397
0	0	0	0	220	220	0	22	0	0	0	0	220	414
<b>124</b>	<b>597</b>	<b>285</b>	<b>543</b>	<b>1,451</b>	<b>2,467</b>	<b>30</b>	<b>335</b>	<b>85</b>	<b>191</b>	<b>20</b>	<b>114</b>	<b>20,493</b>	<b>70,797</b>
136	1,177	304	1,191	155	808	0	721	15,000	15,380	0	52	26,660	61,223
141	540	49	478	35	248	0	206	0	168	0	115	3,600	19,981
0	742	0	0	400	420	0	0	0	106	0	32	400	6,271
340	1,050	0	262	88	88	565	778	0	0	0	0	143,417	263,792
0	0	53	93	0	0	0	20	0	0	0	0	298	2,111
<b>617</b>	<b>3,509</b>	<b>406</b>	<b>2,024</b>	<b>678</b>	<b>1,564</b>	<b>565</b>	<b>1,725</b>	<b>15,000</b>	<b>15,654</b>	<b>0</b>	<b>199</b>	<b>174,375</b>	<b>353,378</b>

\*\* Includes 17 participants covered under training for developing trainers.

# Statement XI (Contd.)

## SHG-Bank Linkage-Details of Capacity

		Bankers*		NGOs		Government officials		SHG leaders/ members		Exposure visits	
		No. of participants		No. of participants		No. of participants		No. of participants		No. of participants	
Sl. No.	State	2004-05	Cumulative	2004-05	Cumulative	2004-05	Cumulative	2004-05	Cumulative	2004-05	Cumulative
Central Region											
19	Madhya Pradesh	345	3,975	0	210	150	594	1,393	2,629	0	51
20	Chhattisgarh	159	1,150	50	415	0	65	405	815	0	0
21	Uttar Pradesh	4,794	21,871	593	2,636	255	1,393	15,040	42,590	103	253
22	Uttaranchal	179	678	28	99	0	0	324	2,301	17	17
		5,477	27,674	671	3,360	405	2,052	17,162	48,335	120	321
Western Region											
23	Gujarat	742	6,178	168	1,001	0	695	1,960	8,244	0	0
24	Maharashtra	2,279	6,649	342	1,230	330	330	9,798	25,832	199	341
25	Goa	75	260	45	140	0	0	200	1,627	0	90
		3,096	13,087	555	2,371	330	1,025	11,958	35,703	199	431
Southern Region											
26	Andhra Pradesh	809	9,433	0	417	2,865	4,506	600	12,224	0	73
27	Karnataka	606	8,458	141	750	175	225	15,266	95,352	64	250
28	Kerala	59	4,558	0	960	0	80	666	47,064	0	357
29	Tamil Nadu	3,979	13,071	397	549	0	28	12,754	63,445	12	27
		5,453	35,520	538	2,676	3,040	4,839	29,286	218,085	76	707
Misc											
30	RTC Mangalore	303	1,986	0	0	0	0	0	0	0	0
31	RTC Bolpur	0	2,329	0	120	0	316	0	814	0	0
32	Head Office, NABARD	0	0	0	0	0	182	0	0	0	0
33	BIRD	0	225	0	0	0	0	0	0	0	0
	Sub Total	303	4,540	0	120	0	498	0	814	0	0
	GRAND TOTAL	42,956	154,634	4,246	25,613	7,063	32,681	207,916	638,325	441	1,859

\* Includes 144 participants covered under training for trainers of bankers.

### Building Outreach upto 31 March 2005

Field Visits of BLBCs to SHGs		Training for elected members of PRIs		Others**		Bankers' Meets		NGO Meets		SLRCCDI		Grand Total	
No. of participants		No. of participants		No. of participants		No. of participants		No. of participants		No. of participants		No. of participants	
2004-05	Cumulative	2004-05	Cumulative	2004-05	Cumulative	2004-05	Cumulative	2004-05	Cumulative	2004-05	Cumulative	2004-05	Cumulative
765	2,797	65	279	3,202	3,390	0	0	0	0	0	0	5,920	13,925
48	398	0	60	567	2,543	27	80	0	45	40	78	1,296	5,649
1,369	4,632	0	249	6,264	22,854	0	1,193	0	526	0	20	28,418	98,217
15	75	0	0	0	137	30	118	22	183	0	0	615	3,608
<b>2,197</b>	<b>7,902</b>	<b>65</b>	<b>588</b>	<b>10,033</b>	<b>28,924</b>	<b>57</b>	<b>1,391</b>	<b>22</b>	<b>754</b>	<b>40</b>	<b>98</b>	<b>36,249</b>	<b>121,399</b>
225	449	188	451	1,230	1,921	79	440	0	765	16	55	4,608	20,199
1,306	2,304	0	128	0	779	258	850	0	125	0	80	14,512	38,648
30	128	0	26	0	3	0	0	0	0	0	0	350	2,274
<b>1,561</b>	<b>2,881</b>	<b>188</b>	<b>605</b>	<b>1,230</b>	<b>2,703</b>	<b>337</b>	<b>1,290</b>	<b>0</b>	<b>890</b>	<b>16</b>	<b>135</b>	<b>19,470</b>	<b>61,121</b>
0	0	0	0	19,916	35,354	230	2,650	0	0	503	578	24,923	65,235
424	988	45	146	2,437	5,006	135	582	87	674	44	180	19,424	112,611
0	20	0	34	26	161	0	0	0	297	0	0	751	53,531
2,524	5,006	114	233	2,464	22,878	0	2,348	645	1,757	0	0	22,889	109,342
<b>2,948</b>	<b>6,014</b>	<b>159</b>	<b>413</b>	<b>24,843</b>	<b>63,399</b>	<b>365</b>	<b>5,580</b>	<b>732</b>	<b>2,728</b>	<b>547</b>	<b>758</b>	<b>67,987</b>	<b>340,719</b>
0	0	0	0	0	0	0	0	0	0	0	0	303	1,986
0	0	0	0	750	750	0	0	0	0	0	0	750	4,329
0	0	0	0	375	502	0	0	0	0	0	0	375	684
0	0	0	0	450	1,028	0	0	0	0	0	0	450	1,253
<b>0</b>	<b>0</b>	<b>0</b>	<b>0</b>	<b>1,575</b>	<b>2,280</b>	<b>0</b>	<b>0</b>	<b>0</b>	<b>0</b>	<b>0</b>	<b>0</b>	<b>1,878</b>	<b>8,252</b>
<b>8,204</b>	<b>23,591</b>	<b>1,198</b>	<b>4,663</b>	<b>38,641</b>	<b>100,534</b>	<b>1,424</b>	<b>11,354</b>	<b>15,861</b>	<b>20,506</b>	<b>623</b>	<b>1,552</b>	<b>329,943</b>	<b>1,016,682</b>

\*\* Includes 17 participants covered under training for developing trainers.



## STATEMENT XII

## SHG-Bank Linkage - Grant Support to IRVs

(Rs million)

Sl. No.	RO/RRB	Year of Sanction	No. of IRVs to be associated	No. of SHGs to be promoted and linked	Grant sanctioned	Promoted	Linked	Grant released	No. of volunteers associated
<b>Northern Region</b>									
<b>Himachal Pradesh</b>									
1	Parvatiya Gramin Bank-RRB	2005	20	250	0.325	0	0	0	0
	<b>Region Total</b>		<b>20</b>	<b>250</b>	<b>0.325</b>	<b>0</b>	<b>0</b>	<b>0</b>	<b>0</b>
<b>Eastern Region</b>									
<b>Orissa</b>									
2	Koraput-Panchbati GB	2001	50	500	0.690	500	292	0.419	49
3	Kalahandi AGB	2004	30	300	0.390	0	0	0	0
4	Dhenkanal Gramya Bank	2005	25	250	0.325	0	0	0	0
<b>Bihar</b>									
5	Samstipur KGB	2004	30	300	0.375	0	0	0	0
<b>Jharkhand</b>									
6	Singhbhum Kshetriya Gramin Bank	2005	25	250	0.325	0	0	0	0
<b>West Bengal</b>									
7	Uttar Banga Kshetriya Gramin Bank	2005	30	300	0.390	0	0	0	0
8	Murshidabad Gramin Bank	2005	25	375	0.488				
	<b>Region Total</b>		<b>215</b>	<b>2,275</b>	<b>2.983</b>	<b>500</b>	<b>292</b>	<b>0.419</b>	<b>49</b>
<b>Central Region</b>									
<b>Madhya Pradesh</b>									
9	Gwalior-Datia KGB	2001	25	250	0.345	35	10	0.0121	20

Sl. No.	RO/RRB	Year of Sanction	No. of IRVs to be associated	No. of SHGs to be promoted and linked	Grant sanctioned	Promoted	Linked	Grant released	No. of volunteers associated
<b>Chhattisgarh</b>									
10	Rajnandgaon DCCB	2001	25	250	0.345	253	93	0.0513	25
<b>Uttar Pradesh</b>									
11	Mathura DCCB	2001	25	250	0.345	0	0	0	0
12	Bareilly Gramin Bank-RRB	2005	20	250	0.325	0	0	0	0
<b>Region Total</b>			<b>95</b>	<b>1,000</b>	<b>1.360</b>	<b>288</b>	<b>103</b>	<b>0.0634</b>	<b>45</b>
<b>Western Region</b>									
<b>Maharashtra</b>									
13	Bhandara Gramin Bank	2004	25	250	0.325	0	0	0	0
14	Chandrapur-Gadchiroli Gramin Bank - RRB	2005	25	250	0.325	0	0	0	0
15	Ratnagiri-Sindhudurg Gramin Bank - Ratnagiri district - RRB	2005	30	250	0.325	0	0	0	0
	Ratnagiri-Sindhudurg Gramin Bank - Sindhudurg district - RRB	2005	20	250	0.325	0	0	0	0
<b>15</b>	<b>Region Total</b>		<b>100</b>	<b>1,000</b>	<b>1.300</b>	<b>0</b>	<b>0</b>	<b>0</b>	<b>0</b>
<b>GRAND TOTAL</b>			<b>430</b>	<b>4,525</b>	<b>5.968</b>	<b>788</b>	<b>395</b>	<b>0.4824</b>	<b>94</b>

**STATEMENT XIII**
**SHG-Bank Linkage - Grant Support to RRBs functioning as SHPI as on 31 March 2005**  
**List of Ongoing Projects**

(Rs. million)

State	Sl. No.	RRB	Year of sanction	Districts covered	SHGs to be promoted	Grant sanctioned	Grant released	No. of SHGs	
								Promoted	Linked
Northern Region									
Himachal Pradesh	1	Parvatiya GB	2001	Chamba	300	0.155	0.155	405	215
Rajasthan	2	Hadoti KGB	2000	Kota	300	0.155	0.111	472	221
	3	Marudhar KGB	2001	Churu	300	0.155	0.073	191	22
	4	Thar Anchalik GB	2001	Jodhpur, Jaisalmer & Barmer	300	0.125	0.017	225	107
	5	Dungarpur Banaswara KGB	2002	Dungarpur	300	0.270	0.025	127	42
	6	Aravali KGB	2003	Sawai Madhopur	450	0.375	0.022	32	0
	7	Sriganganagar KGB	2004	Sriganganagar & Hanumangarh	200	0.195	0.000	0	0
	8	Marwar KGB	2004	Pali , Jalore & Sirohi	375	0.343	0.000	0	0
	9	Budhi-Chittorgarh KGB	2004	Bundi & Chittorgarh	240	0.230	0.000	0	0
	R	Alwar Bharatpur KGB	2004	Alwar, Bharatpur & Dholpur	315	0.221	0.000	0	0
Punjab & Haryana	10	Gurgaon GB	2002	Gurgaon	360	0.287	0.096	195	70
	11	Shivalik KGB	2004	Hoshiarpur, Ropar and Nawanshehar	200	0.128	0.000	0	0
		Region Total			3,640	2.638	0.498	1,647	677
North Eastern Region									
Assam	12	Lakhimi Gaonlia Bank	2004	Sivasagar, Jorhat, Golaghat, Nagaon and Morigaon	250	0.250	0.103	253	152
Tripura	13	Tripura GB	2003	North, South, West & Dhalai	200	0.175	0.000	0	0
Nagaland	14	Nagaland Rural Bank	2003	Kohima, Phek, Wokha, Zunheboto & Dimapur	150	0.125	0.000	210	53
Manipur	15	Manipur Rural Bank	2001	3 districts	200	0.235	0.038	577	384
		Region Total			800	0.785	0.140	1,040	589



State	Sl. No.	RRB	Year of sanction	Districts covered	SHGs to be promoted	Grant sanctioned	Grant released	No. of SHGs	
								Promoted	Linked
Eastern Region									
Orissa	R	Dhenkanal GB	2002	Dhenkanal & Angul	460	0.235	0.106	280	113
	17	Rushikulya GB	2002	Ganjam & Gajapathy	540	0.243	0.007	280	110
	R	Koraput Panchabati GB	2002	Koraput	300	0.215	0.091	377	207
	R	Bolangir Anchalik GB	2002	Bolangir, Sonepur, Sambalpur, Deogarh, Baragarh, Jharsuguda & Sundergarh	1,020	0.864	0.000	2,766	1,966
	18	Baitarani GB	2002	Keonjhar & Mayurbhanj	690	0.350	0.019	450	97
	19	Balasore GB	2002	Balasore & Bhadrak	270	0.298	0.067	197	44
	R	Kalahandi AGB	2003	Kalahandi, Kandhamal & Bodh	420	0.399	0.000	448	419
	20	Puri GB	2004	Puri, Khurda and Nayagarh	280	0.280	0.000	33	0
	21	Cuttack GB	2004	Cuttack, Jeypore, Kendrapara and Jagatsinghpur	150	0.150	0.000	0	0
	Bihar	22	Madhubani KGB	2000	Madhubani	300	0.155	0.053	152
23		Magadh GB	2000	Gaya	300	0.155	0.000	74	16
24		Saran KGB	2002	Saran	130	0.132	0.000	65	2
25		Bhojpur Rohtas GB	2002	Bhojpur, Rohtas, Buxar & Kaimur	150	0.150	0.000	143	112
26		Champaran GB	2002	East & West Champaran	500	0.480	0.000	30	30
27		Bhagalpur Banka GB	2002		300	0.270	0.013	0	0
28		Munger KGB	2004	Munger, Khagaria, Jamui, Sheikhpura and Lakhisarai	270	0.270	0.000	0	0
Jharkhand		29	Hazaribagh KGB	2000	Hazaribagh, Chatra & Koderma	300	0.120	0.026	293
	30	Palamau KGB	2000	Palamau & Garhwa	300	0.132	0.018	435	190
	31	Santhal Pargana GB	2000	Deoghar, Godda, Dumka, Pakur & Sahebganj	300	0.155	0.028	238	135
	32	Giridih KGB	2003	Giridih & Bokaro	200	0.165	0.025	202	40

(Rs. million)

State	Sl. No.	RRB	Year of sanction	Districts covered	SHGs to be promoted	Grant sanctioned	Grant released	No. of SHGs	
								Promoted	Linked
West Bengal	33	Nadia GB	2000	Nadia	600	0.275	0.216	2,640	2,055
	34	Sagar GB	2000	North 24 Parganas & South 24 Parganas	300	0.155	0.155	300	300
	35	Bardhaman GB	2002	Burdwan & Hooghly	400	0.368	0.150	388	121
	R	Nadia GB	2003	Nadia	175	0.146	0.000	517	352
		Sagar GB	2003	North 24 Parganas & South 24 Parganas	1000	0.600	0.000	0	0
	36	Mallabhum GB	2003	Bankura, Purulia, East & West Medinipur	660	0.541	0.013	110	20
	37	Gaur GB	2003	Malda, Murshidabad, Uttar & Dakshin Dinajpur	555	0.461	0.000	238	177
	38	Mayurakshi GB	2004	Birbhum	540	0.251	0.000	0	0
		Region total			11,410	8.014	0.986	10,656	6,897
Central Region									
Madhya Pradesh	39	Jhabua-Dhar KGB	2000	Jhabua & Dhar	300	0.155	0.067	230	81
	40	Rajgarh Sehore GB	2000	Rajgarh & Sehore	300	0.135	0.034	563	240
	41	Dewas Shajapur KGB	2002	Dewas & Shahjapur	450	0.273	0.000	98	40
	42	Chambal KGB	2002	Morena, Bhind & Sheopur	300	0.270	0.000	8	8
	43	Shivpuri Guna KGB	2004	Shivpuri and Guna	450	0.375	0.000	0	0
Chhattisgarh	44	Durg Rajnandgaon KGB	2000	Durg & Rajnandgaon	300	0.155	0.000	276	110
	45	Rajgarh KGB	2003	Raigarh & Jashpur	300	0.200	0.080	268	71
Uttar Pradesh	46	Barabanki GB*	1998		325	0.425	0.346	390	325
	47	Bhagirath GB*	1998		325	0.412	0.358	335	284
	48	Bareilly GB	2001	2 Districts	300	0.245	0.232	363	302
	49	Farrukhabad GB	2002	Farrukhabad & Kannauj	420	0.364	0.103	257	129
	50	Basti GB	2002	3 Districts	450	0.370	0.042	397	150
	51	Fatehpur KGB	2002	Fathepur	400	0.335	0.164	217	94
	52	Prathama Bank	2002	Moradabad, Rampur & JP Nagar	1000	0.700	0.266	766	227
	53	Gorakhpur KGB	2003	Gorakhpur, Maharajganj, Deoria & Kushinagar	750	0.610	0.223	662	202

State	Sl. No.	RRB	Year of sanction	Districts covered	SHGs to be promoted	Grant sanctioned	Grant released	No. of SHGs	
								promoted	Linked
	54	Allahabad KGB	2004	Allahabad	250	0.230	0.000	0	0
	55	Samyut Kshetriya Gramin Bank	2004	Azamgad, Mau and Ghazipur	540	0.413	0.000	50	10
	56	Sultanpur Kshetriya Gramin Bank	2005	Sultanpur	200	0.175	0.000	0	0
	57	Gomti Gramin Bank	2005	Jaunpur	200	0.175	0.000	0	0
	58	Vindhyavasini Gramin Bank	2005	Mirzapur and Sonbhadra	200	0.175	0.000	0	0
	59	Pratapgarh KGB	2005	Pratapgarh	200	0.175	0.000	0	0
Uttaranchal	60	Alaknanda GB	2002	Pauri, Chamoli & Rudraprayag	260	0.193	0.000	175	9
	61	Nainital Almora KGB	2003	Nainital, Almora, Bageshwar & Udham Singh Nagar	400	0.340	0.000	214	159
		<b>Region Total</b>			<b>8,620</b>	<b>6.899</b>	<b>1.915</b>	<b>5,269</b>	<b>2,441</b>
<b>Western Region</b>									
Maharashtra	62	Chandrapur Gadchiroli KGB	2000	Chandrapur & Gadchiroli	300	0.155	0.128	575	372
	63	Ratnagiri Sindhudurg GB	2000	Ratnagiri	300	0.155	0.092	561	311
	64	Aurangabad Jalna GB	2000	Aurangabad & Jalna	300	0.155	0.113	1,013	726
	65	Sholapur GB	2000		300	0.155	0.047	449	181
	66	Yavatmal GB	2001		300	0.155	0.115	350	288
	67	Marathwada GB	2002	Nanded, Latur, Hingoli, Beed, Parbhani & Osmanabad	750	0.560	0.051	2,116	469
	68	Bhandara GB	2002	Bhandara & Gondia	300	0.190	0.174	653	426
	69	Akola GB	2003	Akola & Washim	330	0.286	0.159	519	347
	70	Buldhana GB	2004	Buldhana	200	0.200	0.000	0	0
Gujarat	71	Panchmahal Vadadora GB*	1998	Godhra	325	0.405	0.381	619	390
	72	Surat Bharuch GB*	1998	Surat & Bharuch	325	0.389	0.372	672	157
	73	Valsad Dangs GB	2003	3 Districts	200	0.200	0.000	50	2
	74	Kutch GB	2003	Kutch	300	0.175	0.000	122	1
	75	Jamnagar Rajkot GB	2004	Jamnagar and Rajkot	150	0.150	0.000	0	0
	76	Sabarkantha Gandhinagar GB	2004	Sabarkantha and Gandhinagar	250	0.209	0.000	150	20



(Rs. million)

State	Sl. No.	RRB	Year of sanction	Districts covered	SHGs to be promoted	Grant sanctioned	Grant released	No. of SHGs	
								Promoted	Linked
	77	Junagadh Amreli GB	2004	Junagadh Amreli and another district	250	0.230	0.000	0	0
	78	Surendranagar Bhavnagar GB	2004	Surendranagar and Bhavnagar	250	0.185	0.000	70	14
		<b>Region Total</b>			<b>5,130</b>	<b>3.954</b>	<b>1.631</b>	<b>7,919</b>	<b>3,704</b>
<b>Southern Region</b>									
<b>Andhra Pradesh</b>	79	Sri Saraswathi GB*	1999	Adilabad	325	0.330	0.304	1,417	1,417
	80	Manjira GB	2000	Medak	300	0.155	0.067	242	229
	81	Sree Anantha GB	2002	Ananthapur	300	0.175	0.042	183	133
<b>Karnataka</b>	82	Cauvery GB*	1998		500	0.617	0.492	537	506
	83	Chitradurga GB*	1998		325	0.357	0.268	360	338
	84	Krishna GB*	1998		325	0.346	0.238	346	341
	<b>R</b>	Chitradurga GB	2002	Davangere	300	0.270	0.246	396	301
	85	Varada GB	2002	Uttara Kannada	300	0.270	0.066	165	66
	<b>R</b>	Krishna GB	2002	Gulbarga & Bidar	375	0.323	0.323	404	313
	86	Kalpatharu GB	2004	Tumkur, Bangalore (Rural & Urban)	300	0.280	0.000	218	37
	87	Chickmagalur Kodagu Grameena Bank	2004	Chickmagalur Kodagu	260	0.242	0.000	0	0
	88	Malaprabha Grameena Bank	2004	Dharwad, Haveri, Gadag and Belgaum	600	0.400	0.000	0	0
	89	Netravati Grameena Bank	2004	Dakshin Kannada and Udupi	300	0.270	0.063	252	0
<b>Tamil Nadu</b>	90	Adhiyaman GB	2004	Dharmapuri	300	0.235	0.011	193	121
	91	Vallalar GB	2002	Villupuram & Cuddalore	300	0.235	0.175	300	300
	92	Pandyan GB	2002	Tirunelveli, Sivaganga, Ramnad, Virudhunagar, Tuticorin & Madurai	450	0.415	0.384	450	450
		<b>Region Total</b>			<b>5,560</b>	<b>4.920</b>	<b>2.678</b>	<b>5,463</b>	<b>4,552</b>
	92	<b>TOTAL</b>			<b>35,160</b>	<b>27.208</b>	<b>7.848</b>	<b>31,994</b>	<b>18,860</b>
	93	<b>Closed</b>			<b>3,775</b>	<b>3.346</b>	<b>2.936</b>	<b>10,609</b>	<b>5,530</b>
	94	<b>GRAND TOTAL</b>			<b>38,935</b>	<b>30.554</b>	<b>10.784</b>	<b>42,603</b>	<b>24,390</b>

# STATEMENT XIV

## SHG-Bank Linkage - Grant Support to Cooperatives functioning as SHPI

(Rs. million)

Name of RO	DCCB No.	Year of Sanction	Name of DCCB	Name of the District	SHGs to be promoted and linked	Grant sanctioned	Grant released	SHGs promoted	SHGs Linked
<b>Northern Region</b>									
Rajasthan	1	2004	Jodhpur	Jodhpur	500	0.500	0.000	20	0
			<b>Region Total</b>		<b>500</b>	<b>0.500</b>	<b>0.000</b>	<b>20</b>	<b>0</b>
<b>North Eastern Region</b>									
Sikkim	2	2005	Sikkim State Coop. Bank, Geyzing	West Sikkim District	10	0.011	0.004	11	0
			<b>Region Total</b>		<b>10</b>	<b>0.011</b>	<b>0.004</b>	<b>11</b>	<b>0</b>
<b>Eastern Region</b>									
Orissa	3	2005	Keonjhar	Keonjhar	500	0.485	0.000	0	0
	4	2005	Sundargarh	Sundargarh	500	0.500	0.000	0	0
West Bengal	5	2003	Mugberia DCCB		2,000	1.200	1.097	2,000	1,857
	6	2003	Malda CCB		500	0.350	0.158	466	356
	7	2004	Burdwan	Burdwan	1,000	0.600	0.000	0	0
	8	2004	Howrah	Howrah	250	0.150	0.000	0	0
	9	2004	Nadia	Nadia	700	0.420	0.000	0	0
	10	2004	Raiganj	Uttar Dinajpur & 3 blocks of Dakshin Dinajpur	1,000	0.600	0.000	0	0
	11	2004	Dakshin Dinajpur	8 branches of Dakshin Dinajpur	500	0.300	0.000	0	0
	12	2004	West Bengal SCB	South 24 Parganas	500	0.300	0.000	0	0
	13	2004	Tamluk Ghatal	Purba Medinipur and Paschim Medinipur	500	0.300	0.000	0	0
	14	2004	Murshidabad	Murshidabad	500	0.350	0.000	0	0
			<b>Region Total</b>		<b>8,450</b>	<b>5.555</b>	<b>1.255</b>	<b>2,466</b>	<b>2,213</b>

(Rs. Million)

Name of RO	DCCB No.	Year of Sanction	Name of DCCB	Name of the District	SHGs to be promoted and linked	Grant sanctioned	Grant released	SHGs promoted	SHGs Linked
<b>Central Region</b>									
<b>Madhya Pradesh</b>	15	2004	Mandsaur	Mandsaur and Neemuch	1000	0.700	0.000	0	0
	16	2004	Shajapur	Shajapur	250	0.250	0.000	0	0
<b>Uttar Pradesh</b>	17	2003	Moradabad CCB	Moradabad & J P Nagar	500	0.500	0.100	18	0
	18	2004	Firozabad CCB	Firozabad	500	0.500	0.163	122	11
	19	2004	Saharanpur CCB	Saharanpur	500	0.500	0.000	0	0
<b>Uttaranchal</b>	20	2004	Garhwal Kotdwar	Pauri Garhwal	300	0.300	0.000	300	0
	21	2004	Dehradun	Dehradun	300	0.300	0.158	300	300
	22	2004	Almora	Almora & Bageshwar	300	0.300	0.062	300	0
	23	2004	Chamoli	Chamoli & Rudraprayag	300	0.300	0.000	0	0
	24	2004	Pithoragarh	Pithoragarh & Champawat	300	0.300	0.027	182	0
	25	2004	Tehri Garhwal	Tehri Garhwal & Rudraprayag	300	0.300	0.000	0	0
	26	2004	Haldwani Nainital	Nainital & US Nagar	300	0.300	0.000	300	167
	27	2004	Haridwar	Haridwar	300	0.300	0.000	0	0
	28	2004	Uttar Kashi	Uttar Kashi	500	0.400	0.000		
			<b>Region Total</b>		<b>5,650</b>	<b>5.250</b>	<b>0.510</b>	<b>1,522</b>	<b>478</b>
<b>Western Region</b>									
<b>Maharashtra</b>	29	2003	Chandrapur CCB	Chandrapur	500	0.350	0.350	500	500
	30	2004	Nasik	Nasik	500	0.350	0.000	0	0
	31	2004	Kolhapur	Kolhapur	500	0.350	0.000	295	15
	32	2004	Gadchiroli	Gadchiroli	500	0.350	0.000	322	43
	33	2004	Sangli	Sangli	500	0.350	0.000	745	27
	34	2004	Ratnagiri	Ratnagiri	500	0.500	0.000	345	0
	35	2004	Thane	Thane	500	0.500	0.000	65	8
	36	2004	Latur	Latur	500	0.500	0.000	2,112	72



Name of RO	DCCB No.	Year of Sanction	Name of DCCB	Name of the District	SHGs to be promoted and linked	Grant sanctioned	Grant released	SHGs promoted	SHGs Linked
Gujarat	37	2004	Banaskantha	Banaskantha	500	0.500	0.035	45	7
	38	2004	Kaira [Kheda]	Kheda and Anand	250	0.250	0.035	62	0
	39	2004	Sabarkantha	Sabarkantha	500	0.350	0.000	0	0
	40	2005	Amreli	Amreli	250	0.250	0.000	0	0
			<b>Region Total</b>		<b>5,500</b>	<b>4.600</b>	<b>0.420</b>	<b>4,491</b>	<b>672</b>
<b>Southern Region</b>									
Karnataka	41	2002	Hassan DCCB		800	0.800	0.800	3,191	939
	42	2003	Davangere	Davangere	500	0.428	0.000	351	88
	43	2003	Bidar CCB	Bidar	600	0.420	0.070	200	75
	44	2003	Tumkur CCB	Tumkur	500	0.500	0.196	243	20
	45	2003	Kodagu CCB	Kodagu	500	0.500	0.000	0	0
	46	2004	Chickmagalur	Chickmagalur	500	0.273	0.191	500	82
	47	2004	South Canara	South Canara and Udupi	1000	0.700	0.000	1,366	331
	48	2004	Shimoga	Shimoga	500	0.500	0.000	488	234
	49	2004	Belgaum	Belgaum	500	0.500	0.000	108	36
	50	2004	Mandya	Mandya	500	0.500	0.000	13	0
	51	2004	Kanara	Uttar Kannada	500	0.500	0.000	0	0
	52	2004	Gulbarga	Gulbarga	300	0.300	0.000	0	0
Kerala	53	2003	Idukki CCB	Idukki	300	0.285	0.000	805	44
	54	2004	Alappuzha	Alappuzha	500	0.475	0.000	0	0
	55	2004	Wayanad	Wayanad	500	0.440	0.000	0	0
			<b>Region Total</b>		<b>8,000</b>	<b>7.121</b>	<b>1.256</b>	<b>7,265</b>	<b>1,849</b>
			<b>GRAND TOTAL</b>		<b>28,110</b>	<b>23.037</b>	<b>3.445</b>	<b>15,775</b>	<b>5,212</b>

## List of abbreviations

ABD	: Asian Development Bank	MFDEF	: microFinance Development Equity Fund
BIRD	: Bankers Institute of Rural Development	NABARD	: National Bank for Agricultural and Rural Development
BLBC	: Block Level Bankers Committee	NBFC/s	: Non Banking Financial Company/ies
CBs	: Commercial Banks	NER	: North Eastern Region
CEMs	: Chief Executive Officers	NGO	: Non Governmental Organisation
CFTS	: Cashpor Financial and Technical Services	NPA	: Non Performing Asset
DDO/s	: District Development Manager/s	PACS/s	: Primary Agricultural Credit Society/ies
DDO/s	: District Development Officer/s	PRIs	: Panchayati Raj Institutions
DCCB/s	: District Central Cooperative Bank/s	RFA	: Revolving Fund Assistance
GB	: Gramin (Gramya) Bank	RRB/s	: Regional Rural Bank/s
FWWB	: Friends of Women's World Banking	RBI	: Reserve Bank of India
Gol	: Government of India	SAHARDA	: Sahakara Rural Development Academy
GTZ	: Deutsche Gesellschaft für Technische Zusammenarbeit (German Agency for Technical Collaboration)	SDC	: Swiss Agency for Development Cooperation
IAS	: Indian Administrative Service	SLRCCDI	: State Level Review and Coordination Committee on Credit Delivery Innovations
IFAD	: International Fund for Agricultural Development	SHG/s	: Self Help Group/s
KBK	: Kalahandi-Bolangir-Koraput	SHPI/s	: Self Help Promoting Institution/s
KGB	: Kshetriya Gramin (Gramya) Bank	SUCB	: Scheduled Urban Cooperative Bank
mF	: micro Finance	UT/s	: Union Territory/ies
mFIs	: microFinance Institutions		

## Regional Offices of NABARD

### ANDHRA PRADESH

1-1-61, R.T.C. 'X' Road,  
Post Box No. 1863, Musheerabad  
**Hyderabad-500 020**  
Tel.: (040) 27611829  
E-mail: nabhy@hd2.vsnl.net.in

### ARUNACHAL PRADESH

VIP Road, Bank Tinali, Post Box No. 133,  
**Itanagar-791 111**  
Tel.: (0360) 2212675  
E-mail: nabardita@sancharnet.in

### ASSAM

Laxmi Bhawan, Dr J C Das Road,  
Panbazar, Post Box No. 81  
**Guwahati-781 001**  
Tel.: (0361) 2541131  
E-mail: nabghy@sancharnet.in

### BIHAR

4th and 5th Floor, Maurya Lok  
Complex, Block 'B',  
Dak Bungalow Road,  
Post Box No. 178, **Patna-800 001**  
Tel.: (0612) 210870  
E-mail: nabpat@sancharnet.in

### CHHATTISGARH

1st Floor, Pithalia Complex,  
Opp. Trunk Exchange,  
K.K. Road, Fatudia Chowk,  
**Raipur-492 009**  
Tel.: (0771) 2528499  
E-mail: nabpr@sify.com

### GOA

3rd Floor, Nazari Bhavan 302,  
Menezes Braganza Road,  
**Panaji-403 001**  
Tel.: (0832) 2220490  
E-mail: nabpnj@sancharnet.in

### GUJARAT

NABARD Tower, Opp Municipal  
Garden, Usmanpura, Post Box No. 8,  
**Ahmedabad-380 013**  
Tel.: (079) 7551618  
E-mail: nabahm@icenet.net

### HIMACHAL PRADESH

NABARD Bhavan, Block No. 32,  
S.D.A. Commercial Complex  
Dev Nagar, Kusumpti,  
**Shimla-171 009**  
Tel.: (0177) 2624373  
E-mail: nabsim17@sancharnet.in

### JAMMU AND KASHMIR

B-2, Bapu Plaza,  
South Block 4th Floor, P.B. No. 2,  
**Jammu-180 012**  
Tel.: (0191) 2432526  
E-mail: nabjam@sancharnet.in

### JHARKHAND

Gautam House, Kalibabu Street,  
Upper Bazar, **Ranchi-834 001**  
Tel.: (0651) 2209634  
E-mail: nab\_ran@sancharnet.in

### KARNATAKA

113/1, Jeevan Prakash Building  
(Annexe), J C Road, Post Box No. 29  
**Bangalore-560 002**  
Tel.: (080) 2225241  
E-mail: nabbgng@bgl.vsnl.net.in

### KERALA

Corporation Bldg. Annexe,  
P.B. No. 5613,  
Punnen Road, Statue Junction,  
**Thiruvananthapuram-695 039**  
Tel.: (0471) 2324358  
E-mail: nabtvm@md3.vsnl.net.in

### MADHYA PRADESH

E -5, Arera Colony, Bittan Market,  
Ravi Shankar Nagar Post Office,  
Post Box No. 513, **Bhopal-462 016**  
Tel.: (0755) 2461644  
E-mail: nabbbpl@sancharnet.in

### MAHARASHTRA

54, Wellesley Road,  
Shivaji Nagar, Post Box No. 5,  
**Pune-411 005**  
Tel.: (020) 25512250  
E-mail: nabpun@pn2.vsnl.net.in

### MANIPUR

89/686, Lalambung, RIMS Road,  
Lamphelpat Post Office,  
**Imphal-795 004**  
Tel.: (0385) 2312191  
E-mail: nbimphal4@sancharnet.in

### MEGHALAYA

Dipu Cottage, Upper Lachumiere,  
**Shillong-793 001**  
Tel.: (0364) 2227463  
E-mail: nabsh@shillong.meg.nic.in

### MIZORAM

Ramhlun Road (North), Bawngkawn,  
**Aizawl-796 012**  
Tel.: (0389) 2340815  
E-mail: nabaiz@sancharnet.in

### NAGALAND

Nagaland State Co-op. Bank  
Building, Opposite Fire Station,  
**Dimapur-797 112**  
Tel.: (03862) 27040  
E-mail: nabdim@hotmail.com

### NEW DELHI

24, Rajendra Place,  
**New Delhi-110 008**  
Tel.: (011) 51539356  
E-mail: nabndl@del3.vsnl.in

### ORISSA

Ankur, 2/1 Nayapalli, Civic Center,  
Post Box No. 179,  
**Bhubaneswar-751 015**  
Tel.: (0674) 2553884  
E-mail: nabbbhu@sancharnet.in

### PUNJAB & HARYANA

Plot No. 3, Sector 34 - A, Post Bag No. 7,  
**Chandigarh-160 022**  
Tel.: (0172) 668174  
E-mail: nabard1@sancharnet.in

### RAJASTHAN

3, Nehru Place, Tonk Road,  
Post Box No. 104, **Jaipur-302 015**  
Tel.: (0141) 2742161  
E-mail: nabjpr@sancharnet.in

### SIKKIM

Om Niwas, Church Road, P.B. No. 46,  
**Gangtok-737 101**  
Tel.: (03592) 223015  
E-mail: slg\_nabgtk@sancharnet.in

### TAMIL NADU

105/106, Mahatma Gandhi Road,  
Post Box No. 6074, Nungambakkam,  
**Chennai-600 034**  
Tel.: (044) 28276088  
E-mail: nabchn@md3.vsnl.net.in

### TRIPURA

Palace Compound (East),  
Uzibari Road, Post Bag No. 9,  
**Agartala-799 001**  
Tel.: (0381) 224125  
E-mail: nabagtro@sancharnet.in

### UTTARANCHAL

Hotel Sunrise Building, 2nd Floor,  
113/2, Rajpur Road,  
**Dehradun-248 001**  
Tel.: (0135) 2748611  
E-mail: nabarddn@shimlets.com

### UTTAR PRADESH

Commerce House, Habibullah Estate,  
11, M.G.Marg, Post Box No. 364,  
Hazaratganj, **Lucknow-226 001**  
Tel.: (0522) 222055  
E-mail: nablkn@sancharnet.in

### WEST BENGAL

Abhilasha, 2nd Floor,  
6 Royd Street, Post Box No. 9083,  
**Kolkata-700 016**  
Tel.: (033) 2294672  
E-mail: nabcal@cal.vsnl.net.in

### ANDAMAN & NICOBAR ISLANDS Union Territories

Kannada Sangh Building,  
Ground Floor, 18, Tagore Road,  
Head Post Office, **Port Blair-744 101**  
Tel.: (03192) 237688  
E-mail: kummur@cal3.vsnl.net.in







microCredit Innovations Department  
**National Bank for Agriculture and Rural Development**  
 'E' Wing, Bandra-Kurla Complex, Bandra (E), Mumbai-400 051 INDIA  
 Tel.: (91) (22) 2653 0084 Fax: (91) (22) 2652 8141  
 Website: [www.nabard.org](http://www.nabard.org) E-mail: [nabmcid@vsnl.com](mailto:nabmcid@vsnl.com)