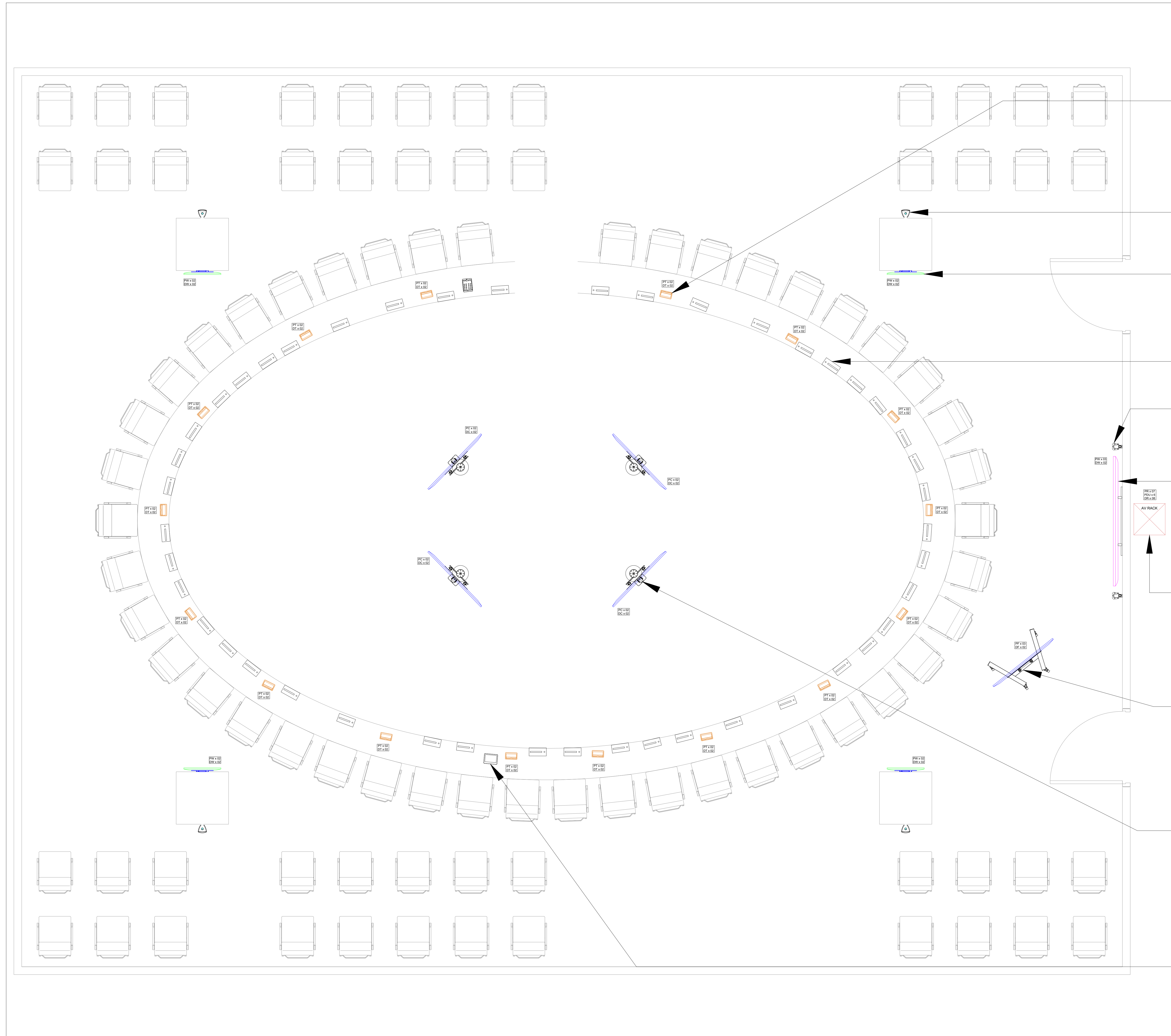


**COPYRIGHT :-**

- 1) This drawing is property of EYTE Technologies Pvt.Ltd. & can not be used without prior written permission.
- 2) This drawing to be read along with other relevant drawings.
- 3) All dimensions are in MM unless otherwise mentioned.
- 4) Drawing shall not be scaled & written dimensions are to be followed.
- 5) All measurements must be checked on site by the contractor or any other agencies referring to this drawing. Discrepancies must be reported immediately to the AV Consultant before proceeding the work.



16 x RETRACTABLE CABLE CUBBY  
02 x 6AMP UPS POWER &  
02 x DATA POINT BELOW TABLE  
FOR EACH CABLE CUBBY

4 x SURFACE MOUNT SPEAKER

4 x 55" PORTRAIT DISPLAY  
02 x 6AMP UPS POWER &  
02 x DATA POINT BEHIND  
DISPLAY FOR EACH DISPLAY

45 x CHAIRMAN &  
DELEGATE UNIT

2 x COLUMN SPEAKER

98"WALL MOUNT  
DISPLAY (EXISTING)  
03 x 6AMP UPS POWER &  
02 x DATA POINT BEHIND  
DISPLAY

AV EQUIPMENT  
07 x 6AMP UPS POWER &  
08 x DATA POINT  
INSIDE AV RACK  
6 x SOCKET

65" INTERACTIVE DISPLAY  
WITH TROLLEY MOUNT  
03 x 6AMP UPS POWER &  
02 x DATA POINT ON FLOOR

4 x 65" DISPLAY WITH  
CEILING MOUNT  
02 x 6AMP UPS POWER &  
02 x DATA POINT IN CEILING  
FOR EACH DISPLAY  
4 x VC SYSTEM ABOVE DISPLAY

TABLE MOUNT WIRED  
TOUCH PANEL

CLIENT ACCEPTANCE:

REV NO.	MODIFICATION	DATE

DWG NO. :  
**EYTE-AV-NBR-100-01**

DRAWN : MD CHECKED : ARIF P


DATE : 05/09/2023 SCALE : N.T.S.

JOB CODE : MUM0123259 REV NO : R1 SHEET : 1/1

REASON FOR ISSUE :  
**TENDER**

AREA :  
**46 PAX MEETING ROOM**

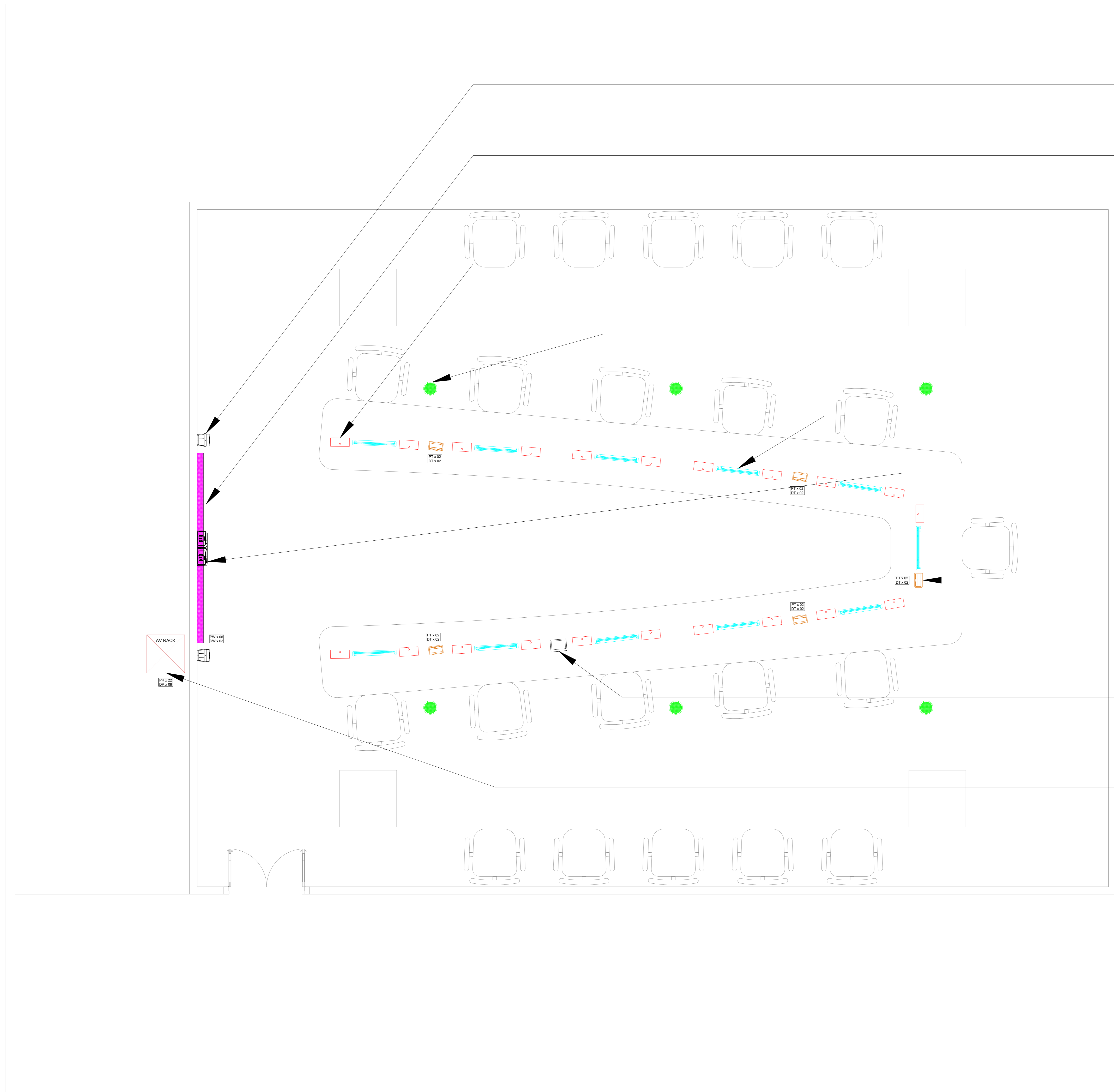
SUBJECT OF DRAWING :  
**EQUIPMENT LAYOUT**

CLIENT:  


ARCHITECT:

PMC:

AV CONSULTANT:  
 Eyte Technologies Pvt.Ltd.  
Consultancy, Design & Services  
Web : <http://www.eyte.sg>  
Mail : [info@eyte.sg](mailto:info@eyte.sg)



2 x WALL MOUNT SPEAKER

1 x 136" LED DISPLAY  
06 x 6AMP UPS POWER &  
03 x DATA POINT BEHIND  
VIDEOWALL

21 x CHAIRMAN &  
DELEGATE UNIT

6 x CEILING SPEAKER

11 x 17" TABLE MONITOR  
ON TABLE

VC CAMERA  
(EXISTING)

5 x RETRACTABLE CABLE CUBBY  
(EXISTING)

02 x 6AMP UPS POWER &  
02 x DATA POINT BELOW TABLE FOR  
EACH CABLE CUBBY

TABLE MOUNT WIRED  
TOUCH PANEL

AV EQUIPMENT RACK (EXISTING)  
12 x 6AMP UPS POWER &  
06 x DATA POINT INSIDE AV RACK

**COPYRIGHT :-**

- 1) This drawing is property of EYTE Technologies Pvt.Ltd. & can not be used without prior written permission.
- 2) This drawing to be read along with other relevant drawings.
- 3) All dimensions are in MM unless otherwise mentioned.
- 4) Drawing shall not be scaled & written dimensions are to be followed.
- 5) All measurements must be checked on site by the contractor or any other agencies referring to this drawing.
- 5) Discrepancies must be reported immediately to the AV Consultant before proceeding the work.

CLIENT ACCEPTANCE:

REV NO.	MODIFICATION	DATE

DWG NO. :  
**EYTE-AV-NBR-100-02**

DRAWN : MD      CHECKED : ARIF P


DATE : 05/09/2023      SCALE : N.T.S.

JOB CODE : MUM0123259      REV NO : R1      SHEET : 1/1

REASON FOR ISSUE :  
**TENDER**

AREA :  
**BOARDROOM**

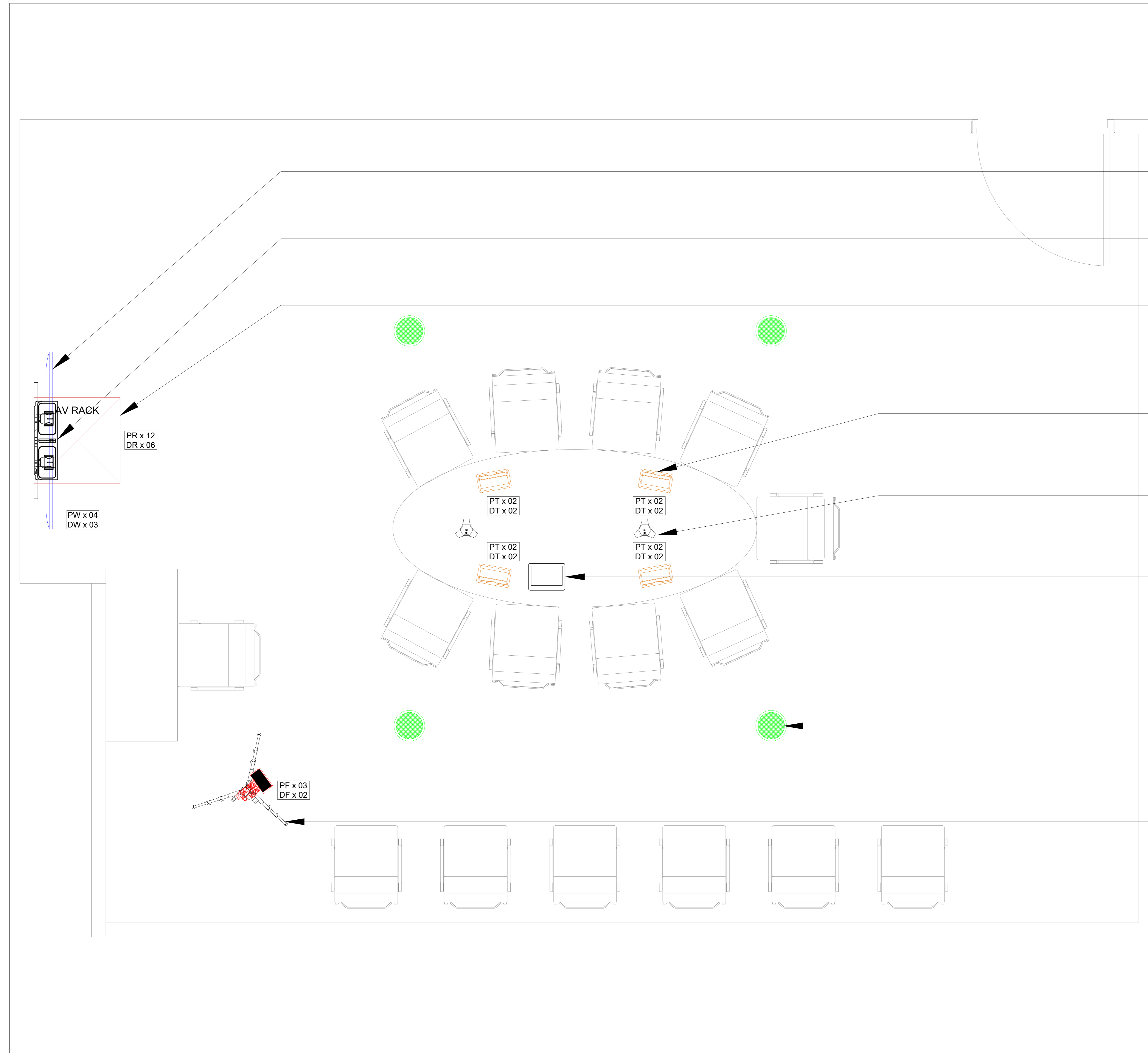
SUBJECT OF DRAWING :  
**EQUIPMENT LAYOUT**

CLIENT:  
  
**NABARD**

ARCHITECT:

PMC:

AV CONSULTANT:  
 Eyte Technologies Pvt.Ltd.  
Consultancy, Design & Services  
Web : <http://www.eyte.sg>  
Mail : [info@eyte.sg](mailto:info@eyte.sg)



75" LED DISPLAY (EXISTING)  
 04 x 6AMP UPS POWER &  
 03 x DATA POINT BEHIND DISPLAY

VC CAMERA (EXISTING)

AV EQUIPMENT RACK (EXISTING)  
 12 x 6AMP UPS POWER &  
 06 x DATA POINT INSIDE AV RACK

4 x RETRACTABLE CABLE CUBBY  
 02 x 6AMP UPS POWER &  
 02 x DATA POINT BELOW TABLE FOR  
 EACH CABLE CUBBY

2 x TABLE MICROPHONE  
 (EXISTING)

10" TABLE TOP WIRED  
 TOUCH PANEL

04 x CEILING MICROPHONE  
 (EXISTING)

1 x CAMERA ON TELEPROMPTER  
 03 x 6AMP UPS POWER &  
 02 x DATA POINT ON FLOOR

**COPYRIGHT :-**

- 1) This drawing is property of EYTE Technologies Pvt.Ltd. & can not be used without prior written permission.
- 2) This drawing to be read along with other relevant drawings.
- 3) All dimensions are in MM unless otherwise mentioned.
- 4) Drawing shall not be scaled & written dimensions are to be followed.
- 5) All measurements must be checked on site by the contractor or any other agencies referring to this drawing.
- 5) Discrepancies must be reported immediately to the AV Consultant before proceeding the work.

CLIENT ACCEPTANCE:

REV NO.	MODIFICATION	DATE

DWG NO. :  
**EYTE-AV-NBR-100-03**

DRAWN : MD      CHECKED : ARIF P


DATE : 05/09/2023      SCALE : N.T.S.

JOB CODE : MUM0123259      REV NO : R1      SHEET : 1/1

REASON FOR ISSUE :  
**TENDER**

AREA :  
**9 PAX MEDIA**

SUBJECT OF DRAWING :  
**EQUIPMENT LAYOUT**

CLIENT:  
  
**NABARD**

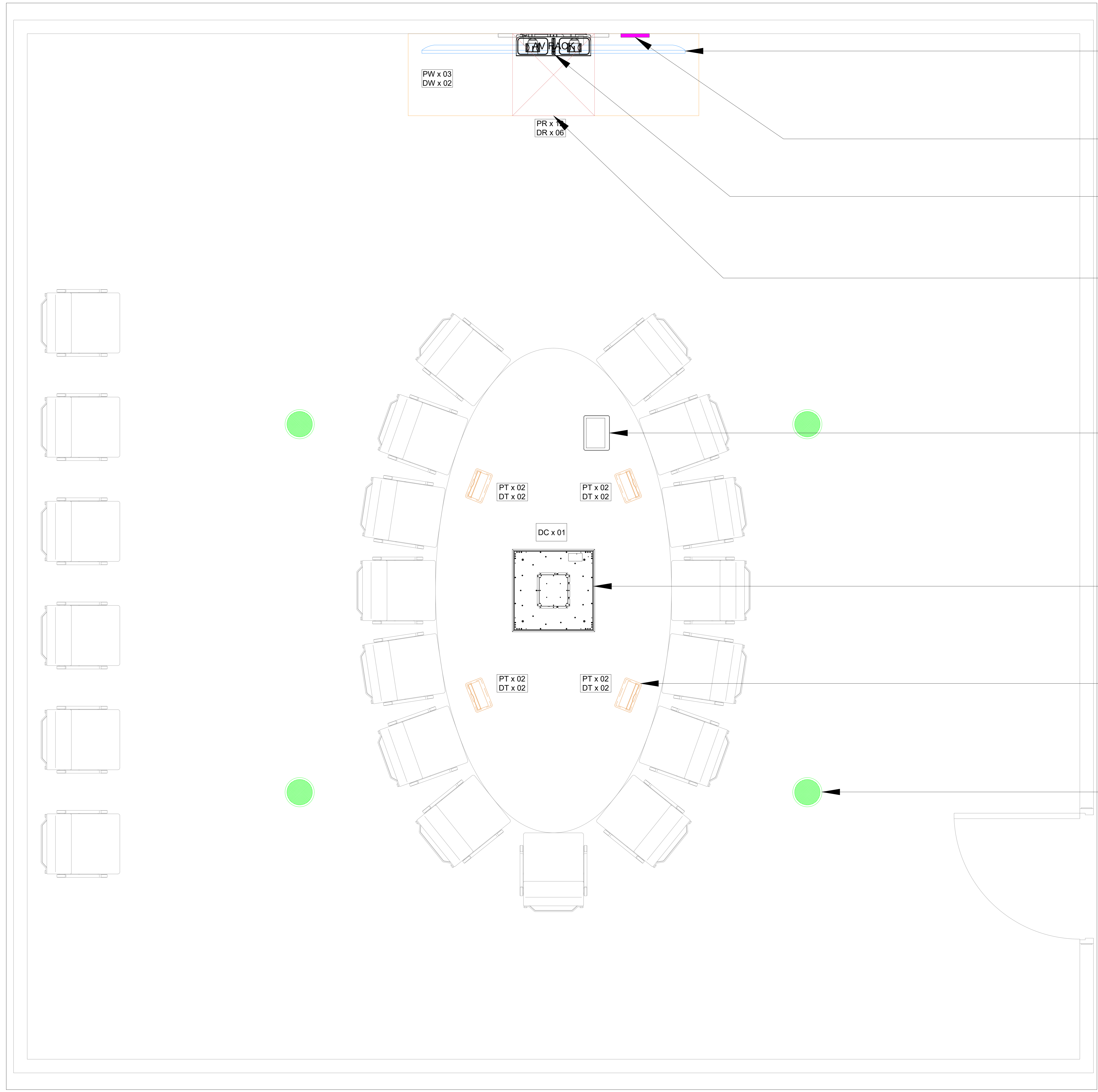
ARCHITECT:

PMC:

AV CONSULTANT:

 Eyte Technologies Pvt.Ltd.  
 Consultancy, Design & Services  
 Web : <http://www.eyte.sg>  
 Mail : [info@eyte.sg](mailto:info@eyte.sg)

**EQUIPMENT LOCATION LAYOUT**



86" LED DISPLAY  
 03 x 6AMP UPS POWER &  
 02 x DATA POINT BEHIND DISPLAY

1 x WALLPLATE RECEIVER  
 BEHIND DISPLAY

VC CAMERA(EXISTING)

AV EQUIPMENT RACK(EXISTING)  
 12 x 6AMP UPS POWER &  
 06 x DATA POINT INSIDE AV RACK

TABLEMOUNT WIRED  
 TOUCH PANEL

1 x CEILING MICROPHONE  
 1 x DATA POINT IN  
 CEILING

4 x RETRACTABLE CABLE CUBBY  
 02 x 6AMP UPS POWER &  
 02 x DATA POINT BELOW TABLE FOR  
 EACH CUBBY

4 x CEILING SPEAKER

**COPYRIGHT :-**  
 1) This drawing is property of EYTE Technologies Pvt.Ltd. & can not be used without prior written permission.  
 2) This drawing to be read along with other relevant drawings.  
 3) All dimensions are in MM unless otherwise mentioned.  
 4) Drawing shall not be scaled & written dimensions are to be followed.  
 5) All measurements must be checked on site by the contractor or any other agencies referring to this drawing.  
 5) Discrepancies must be reported immediately to the AV Consultant before proceeding the work.

CLIENT ACCEPTANCE:

REV NO.	MODIFICATION	DATE

DWG NO. :  
**EYTE-AV-NBR-100-04**

DRAWN : MD      CHECKED : ARIF P

DATE : 05/09/2023      SCALE : N.T.S.

JOB CODE : MUM0123259      REV NO : R1      SHEET : 1/1

REASON FOR ISSUE :  
**TENDER**

AREA :  
**15 PAX CONFERENCE**

SUBJECT OF DRAWING :  
**EQUIPMENT LAYOUT**

CLIENT:  
  
**NABARD**

ARCHITECT:

PMC:

AV CONSULTANT:  
 Eyte Technologies Pvt.Ltd.  
 Consultancy, Design & Services  
 Web : <http://www.eyte.sg>  
 Mail : [info@eyte.sg](mailto:info@eyte.sg)

**EQUIPMENT LOCATION LAYOUT**



2 x 55" Display  
with Customized Kiosk

**COPYRIGHT :-**

- 1) This drawing is property of EYTE Technologies Pvt.Ltd. & can not be used without prior written permission.
- 2) This drawing to be read along with other relevant drawings.
- 3) All dimensions are in MM unless otherwise mentioned.
- 4) Drawing shall not be scaled & written dimensions are to be followed.
- 5) All measurements must be checked on site by the contractor or any other agencies referring to this drawing.
- 5) Discrepancies must be reported immediately to the AV Consultant before proceeding the work.

CLIENT ACCEPTANCE:

REV NO.	MODIFICATION	DATE

DWG NO. :  
**EYTE-AV-NBR-100-05**

DRAWN : <b>MD</b>	CHECKED : <b>ARIF P</b>
----------------------	----------------------------

DATE : <b>05/09/2023</b>	SCALE : <b>N.T.S.</b>
-----------------------------	--------------------------

JOB CODE : <b>MUM0123259</b>	REV NO : <b>R1</b>	SHEET : <b>1/1</b>
---------------------------------	-----------------------	-----------------------

REASON FOR ISSUE :  
**TENDER**

AREA :  
**LOBBY AREA**

SUBJECT OF DRAWING :  
**EQUIPMENT LAYOUT**

CLIENT:



ARCHITECT:

PMC:

AV CONSULTANT:



Eyte Technologies Pvt.Ltd.  
Consultancy, Design & Services  
Web : <http://www.eyte.sg>  
Mail : [info@eyte.sg](mailto:info@eyte.sg)