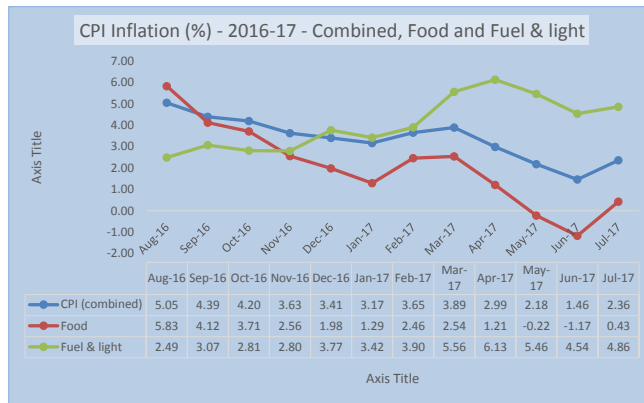


Consumer Price Index (Combined) for Major Commodities

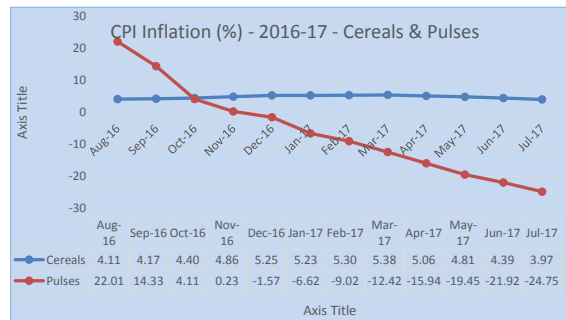
Month	CPI (combined)	Food	Fuel & light
Aug-16	5.05	5.83	2.49
Sep-16	4.39	4.12	3.07
Oct-16	4.20	3.71	2.81
Nov-16	3.63	2.56	2.80
Dec-16	3.41	1.98	3.77
Jan-17	3.17	1.29	3.42
Feb-17	3.65	2.46	3.90
Mar-17	3.89	2.54	5.56
Apr-17	2.99	1.21	6.13
May-17	2.18	-0.22	5.46
Jun-17	1.46	-1.17	4.54
Jul-17	2.36	0.43	4.86

July 17 - Provisional



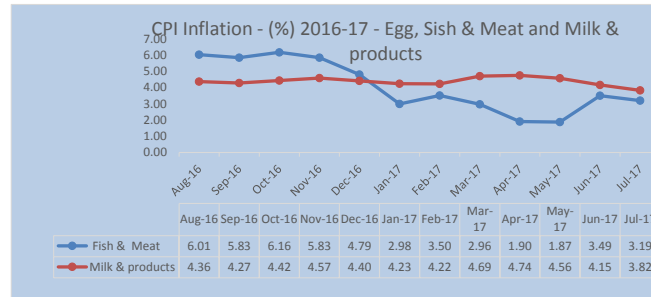
Month	Cereals	Pulses
Aug-16	4.11	22.01
Sep-16	4.17	14.33
Oct-16	4.40	4.11
Nov-16	4.86	0.23
Dec-16	5.25	-1.57
Jan-17	5.23	-6.62
Feb-17	5.30	-9.02
Mar-17	5.38	-12.42
Apr-17	5.06	-15.94
May-17	4.81	-19.45
Jun-17	4.39	-21.92
Jul-17	3.97	-24.75

July 17 - Provisional



Month	Fish & Meat	Milk & products
Aug-16	6.01	4.36
Sep-16	5.83	4.27
Oct-16	6.16	4.42
Nov-16	5.83	4.57
Dec-16	4.79	4.40
Jan-17	2.98	4.23
Feb-17	3.50	4.22
Mar-17	2.96	4.69
Apr-17	1.90	4.74
May-17	1.87	4.56
Jun-17	3.49	4.15
Jul-17	3.19	3.82

July 17 - Provisional



Month	Vegetables	Fruits
Aug-16	1.02	4.46
Sep-16	-7.21	6.07
Oct-16	-5.74	4.42
Nov-16	-10.29	4.60
Dec-16	-14.59	4.74
Jan-17	-15.62	5.81
Feb-17	-8.29	8.33
Mar-17	-7.24	9.35
Apr-17	-8.59	3.78
May-17	-13.44	1.40
Jun-17	-16.53	1.98
Jul-17	-3.57	2.83

July 17 - Provisional

Note: Base 2012 = 100

Source: Central Statistics Office, Ministry of Statistics and Programme Implementation, Government of India

