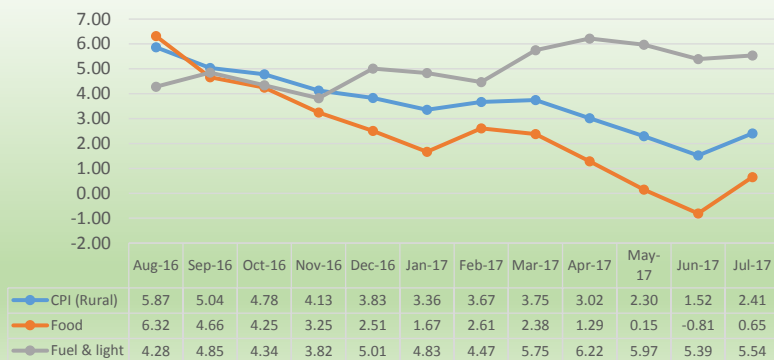


Consumer Price Index (Rural) for Major Commodities			
Month	CPI (Rural)	Food	Fuel & light
Aug-16	5.87	6.32	4.28
Sep-16	5.04	4.66	4.85
Oct-16	4.78	4.25	4.34
Nov-16	4.13	3.25	3.82
Dec-16	3.83	2.51	5.01
Jan-17	3.36	1.67	4.83
Feb-17	3.67	2.61	4.47
Mar-17	3.75	2.38	5.75
Apr-17	3.02	1.29	6.22
May-17	2.30	0.15	5.97
Jun-17	1.52	-0.81	5.39
Jul-17	2.41	0.65	5.54

July - 17 - provisional

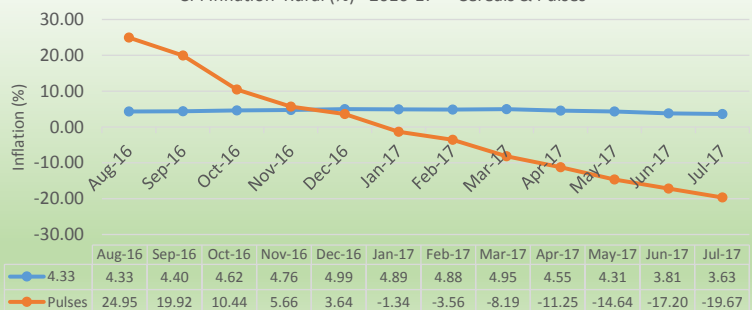
CPI Inflation Rural (%) - 2016-17 -Combined, Food, Fuel & Light



Month	Cereals	Pulses
Aug-16	4.33	24.95
Sep-16	4.40	19.92
Oct-16	4.62	10.44
Nov-16	4.76	5.66
Dec-16	4.99	3.64
Jan-17	4.89	-1.34
Feb-17	4.88	-3.56
Mar-17	4.95	-8.19
Apr-17	4.55	-11.25
May-17	4.31	-14.64
Jun-17	3.81	-17.20
Jul-17	3.63	-19.67

July 17 - provisional

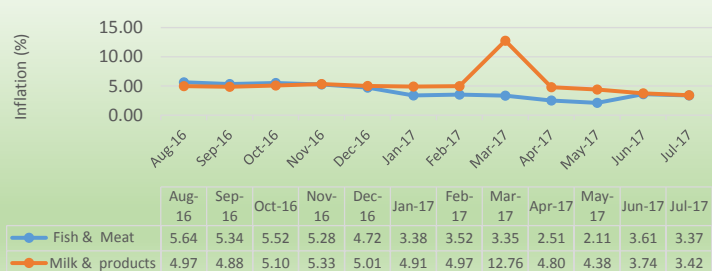
CPI Inflation Rural (%) - 2016-17 - Cereals & Pulses



Month	Fish & Meat	Milk & products
Aug-16	5.64	4.97
Sep-16	5.34	4.88
Oct-16	5.52	5.10
Nov-16	5.28	5.33
Dec-16	4.72	5.01
Jan-17	3.38	4.91
Feb-17	3.52	4.97
Mar-17	3.35	12.76
Apr-17	2.51	4.80
May-17	2.11	4.38
Jun-17	3.61	3.74
Jul-17	3.37	3.42

July 17 - provisional

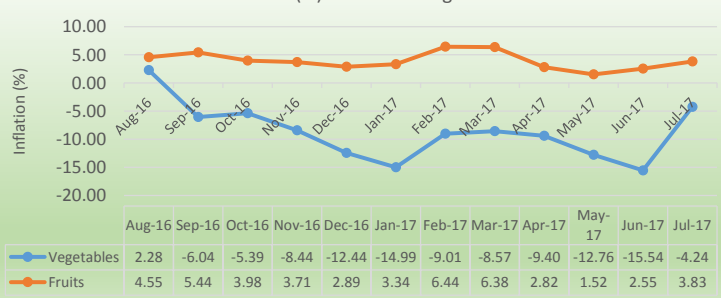
CPI Inflation Rural (%) - 2016-17 - Eggs, Fish and Meat & Milk and Milk Products



Month	Vegetables	Fruits
Aug-16	2.28	4.55
Sep-16	-6.04	5.44
Oct-16	-5.39	3.98
Nov-16	-8.44	3.71
Dec-16	-12.44	2.89
Jan-17	-14.99	3.34
Feb-17	-9.01	6.44
Mar-17	-8.57	6.38
Apr-17	-9.40	2.82
May-17	-12.76	1.52
Jun-17	-15.54	2.55
Jul-17	-4.24	3.83

July 17 - provisional

CPI Inflation Rural (%) - 2016-17 -Vegetables & Fruits



Note : Base 2012 = 100

Source: Central Statistics Office, Ministry of Statistics and Programme Implementation, Government of India