

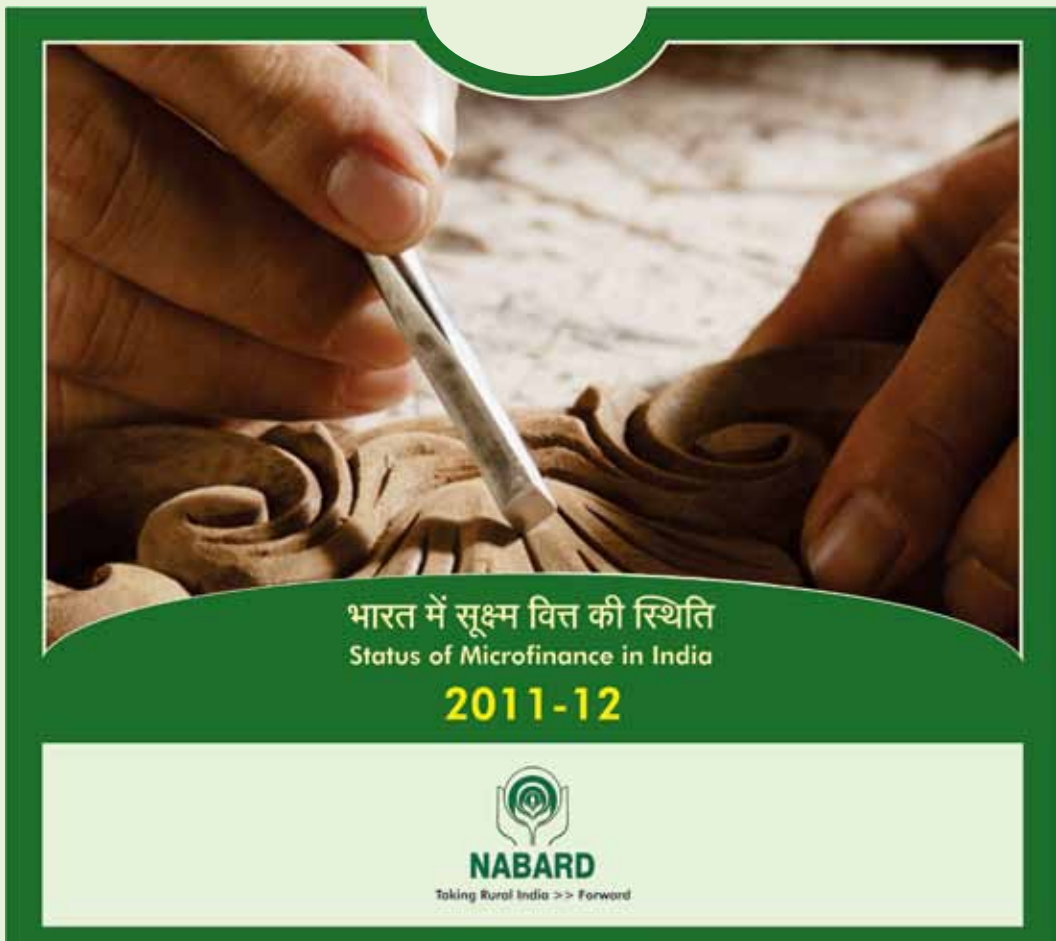
भारत में सूक्ष्म वित्त की स्थिति  
Status of Microfinance in India

**2011-12**



**NABARD**

Taking Rural India >> Forward



# भारत में सूक्ष्म वित्त की स्थिति

## Status of microFinance in India

2011-12



National Bank for Agriculture  
and Rural Development

**Taking Rural India >> Forward**

सूक्ष्म ऋण नवप्रवर्तन विभाग

Micro Credit Innovations Department

राष्ट्रीय कृषि और ग्रामीण विकास बैंक

**NATIONAL BANK FOR AGRICULTURE AND RURAL DEVELOPMENT**

Head Office : C-24, 'G' Block, Bandra-Kurla Complex, Bandra (E), Mumbai 400 051- INDIA

Tel. : + 91 22 2653 0084/ Fax : + 91 22 2652 8141

Visti us at : [http : // www.nabard.org](http://www.nabard.org) . e-mail : [mcid@nabard.org](mailto:mcid@nabard.org), [mcidho@gmail.com](mailto:mcidho@gmail.com)



# Contents

	<b>PARTICULARS</b>	<b>Page No.</b>
	Highlights - SHG Bank Linkage Programme 2011-12	1
	microFinance in India	3
	<b>FACT SHEETS : Priority States</b>	
1	Chhattisgarh	23
2	Jharkhand	24
3	Bihar	25
4	Uttar Pradesh	26
5	Madhya Pradesh	27
6	Rajasthan	28
7	Odisha	29
8	West Bengal	30
9	Maharashtra	31
10	Uttarakhand	32
<b>Statement No.</b>	<b>STATEMENTS</b>	
I-A	Savings of SHGs with Banks-Agency-wise position as on 31 March 2012	35
I-B	Bank loans disbursed to SHGs-Agency-wise loans disbursed during 2011-12	35
I-C	Bank loans outstanding against SHGs-Agency-wise loan position as on 31 March 2012	35
I-D	Non Performing Assets of Banks against SHGs-Agency-wise position as on 31 March 2012	36
I-E	Agency-wise Bank Loans provided to MFIs during 2011-12 and loans outstanding as on 31 March 2012	36
II-A	Savings of SHGs with Banks-Region-wise/State-wise/Agency-wise position as on 31 March 2012	37
II-B	Bank Loans disbursed to SHGs during the year 2011-12-Region-wise/State-wise/ Agency-wise position	38
II-C	Bank Loans Outstanding against SHGs with Banks - Region-wise/State-wise/ Agency-wise position as on 31 March 2012	39
II-D	Non Performing Assets of Bank Loans against SHGs-Region-wise/State-wise/ Agency-wise position as on 31 March 2012	40
III-A(i)	Savings of SHGs with Public Sector Commercial Banks as on 31 March 2012	41
III-A(ii)	Savings of SHGs with Private Sector Commercial Banks as on 31 March 2012	54
III-B	Savings of SHGs with Regional Rural Banks as on 31 March 2012	58

Statement No.	Particulars	Page No.
III-C	Savings of SHGs with Co-operative Banks as on 31 March 2012	62
IV-A(i)	Bank Loans disbursed by Public Sector Commercial Banks to SHGs during 2011-12	71
IV-A(ii)	Bank Loans disbursed by Private Sector Commercial Banks to SHGs during 2011-12	84
IV-B	Bank Loans disbursed by Regional Rural Banks to SHGs during 2011-12	88
IV-C	Bank Loans disbursed by Co-operative Banks to SHGs during 2011-12	92
V-A(i)	Bank loans outstanding against SHGs as on 31 March 2012-Public Sector Commercial Banks	101
V-A(ii)	Bank loans outstanding against SHGs as on 31 March 2012-Private Sector Commercial Banks	114
V-B	Bank loans outstanding against SHGs as on 31 March 2012-Regional Rural Banks	118
V-C	Bank loans outstanding against SHGs as on 31 March 2012-Co-operative Banks	122
VI-A(i)	NPA against Bank loans to SHGs and Recovery performance of Commercial Banks (Public Sector) as on 31 March 2012	131
VI-A(ii)	NPA against Bank loans to SHGs and Recovery performance of Commercial Banks (Private Sector) as on 31 March 2012	144
VI-B	NPA against Bank loans to SHGs and Recovery performance of Regional Rural Banks as on 31 March 2012	147
VI-C	NPA against Bank loans to SHGs and Recovery performance of Co-operative Banks as on 31 March 2012	151
VII	Bank Loans provided to MFIs during 2011-12 and NPAs and Recovery Performance	160
VIII	NABARD Support for training and capacity building under microFinance sector 2011-12	162
IX-A	Statewise Grant Support sanctioned to Non Government Organisations (NGOs) functioning as SHPIs as on 31 March 2012	164
IX-B	Statewise Grant Support sanctioned to Regional Rural Banks (RRBs) functioning as SHPIs as on 31 March 2012	165
IX-C	Statewise Grant Support sanctioned to Cooperative Banks functioning as SHPIs as on 31 March 2012	166
IX-D	Statewise Grant Support sanctioned to Individual Rural Volunteers (IRVs) functioning as SHPIs as on 31 March 2012	167
IX-E	Statewise Grant Support sanctioned to Farmers Clubs functioning as SHPIs as on 31 March 2012	168
IX-F	Statewise Grant Support sanctioned to Joint Liability Group Promoting Institutions as on 31 March 2012	169
X	Data on financing of JLGs as on 31 March 2012	170
XI-A	Agencies having outstanding Revolving Fund Assistance as on 31 March 2012	171
XI-B	Agencies having outstanding Capital Support as on 31 March 2012	172

## Highlights of the SHG-Bank Linkage Programme 2011-12

Sr. No.	Particulars	Achievements	
		Physical (No. in lakh)	Financial (₹ in crore)
<b>1</b>	<b>Total number of SHGs saving linked with banks</b>	<b>79.60</b>	<b>6551.41</b>
(i)	Out of total (of which) exclusive Women SHGs	62.99	5104.33
(ii)	Out of total (of which) SGSY SHGs	21.23	1395.24
<b>2</b>	<b>Total number of SHGs credit linked during 2011-12</b>	<b>11.48</b>	<b>16534.77</b>
(i)	Out of total (of which) exclusive Women SHGs	9.23	14132.02
(ii)	Out of total (of which) SGSY SHGs	2.10	2643.56
<b>3</b>	<b>Total number of SHGs having loans outstanding as on 31 March 2012</b>	<b>43.54</b>	<b>36340.00</b>
(i)	Out of total (of which) exclusive Women SHGs	36.49	30465.28
(ii)	Out of total (of which) SGSY SHGs	12.16	8054.83
<b>4</b>	<b>Average loan amount outstanding/SHG as on March 2012 (in ₹)</b>		<b>83455.01</b>
<b>5</b>	<b>Average loan amount disbursed/SHG during 2011-12 (in ₹)*</b>		<b>144046.41</b>
<b>6</b>	<b>Estimated number of families covered upto 31 March 2012</b>	<b>103 millions</b>	
<b>7</b>	<b>No. of Banks and Financial Institutions submitted MIS (in number)</b>	<b>433</b>	
<b>8</b>	<b>Data on Joint Liability Groups</b>		
(i)	Joint Liability Group promoted during the year 2011-12 (lakh)	1.92	
(ii)	Loan disbursed to Joint Liability Groups (JLGs) during the year 2011-12		1700.39
(iii)	Cumulative Joint Liability Groups promoted as on 31 March 2012 (lakh)	3.32	
(iv)	Cumulative loan disbursed to JLGs as on 31 March 2012		2845.68
<b>9</b>	<b>Support from NABARD</b>		
(i)	<b>Capacity building for partner institutions</b>		
	Number of Programmes conducted during 2011-12	5048	10.26
	Number of participants covered during 2011-12	186952	
	Cumulative number of participants trained upto March 2012	2847770	
(ii)	<b>Refinance Support</b>		
	Refinance to banks during 2011-12		3072.59
	Cumulative refinance released upto 31 March 2012		18479.60
(iii)	<b>Revolving Fund Assistance (RFA and Capital Support) to MFIs</b>		
	RFA and refinance outstanding as on 31 March 2012		52.02
	Capital support outstanding as on 31 March 2012		20.89
(iv)	<b>Grant assistance to SHPIs for promotion of SHGs</b>		
	Grant assistance sanctioned during 2011-12		37.95
	Cumulative sanctioned upto 31 March 2012		184.17
(v)	<b>Grant assistance to JLPs for promotion of JLGs</b>		
	Cumulative sanctioned upto 31 March 2012		36.68

**Note :** \* Average loan amount disbursed/SHG worked out to ₹ 1.09 lakh if the disbursements of Andhra Pradesh are excluded





## 1 Introduction

- 1.1 The initiative of 1992 to make the traditional and formal banks to extend financial services to deprived sections through informal Self Help Groups (SHGs), has now blossomed into a “monolith” micro Finance initiative. It has been recognised as a decentralised, cost effective and fastest growing microFinance initiative in the world, enabling over 103 million poor households’ access to a variety of sustainable financial services from the banking system by becoming members of nearly 8 million SHGs. The linkage with banks has provided the members of the Groups the facility of not only pooling their thrift /savings and access to credit from the banking system, but also created a platform through which they could launch a number of livelihood initiatives and also facilitate the empowerment process.
- 1.2 While the first decade of the programme was meant to demonstrate the potential of SHGs to organise themselves and be instrumental in managing their own savings and extending emergent micro credit needs, the second decade laid emphasis on establishing the replicability of the model across the regions, with focus on resource poor regions of the country. This decade also witnessed greater confidence among the financing banks to “own” up the programme as a potential business model thereby extending its outreach to the current level. The development planners including the Government of India and the State Governments also recognised the real potential of the SHG movement in development of the poor and it was made an essential ingredient of all poverty alleviation programmes of the Government. Even the private sector started realising the untapped potential of SHGs for deep penetration to the emerging rural markets. The turbulence witnessed in the microFinance sector in the recent past due to the mushrooming growth of microFinance Institutions (mFIs) and their questionable ways in which they went ahead in extending their outreach and credit intensification, could not make any significant dent in the popularity of the SHG-Bank Linkage Programme.
- 1.3 The small beginning of linking only 500 SHGs to banks in 1992, had grown to over 0.5 million SHGs by March 2002 and further to 8 million SHGs by March 2012. From almost 100% of the SHGs linked to Banks at the pilot stage from southern states, the share of southern States in the total number of SHGs linked shrank to 46% by March 2012, while the share of eastern States (especially, West Bengal, Odissa, Bihar) shot up to over 20%. The third decade of the programme promises to be one of maturing the linkage programme with livelihoods support, lot more innovations in the product range offered through SHGs and path breaking reforms in leveraging technology to improve efficiency, while extending its outreach to more geographical regions, especially the most resource poor regions of the country. It is widely believed that the SHGs of the poor will be the vehicles leading the march of India’s emergence as a super economic power in the next decade. A number of countries, especially the developing countries and international agencies are turning to India to learn from its experiments with microFinance and to explore possibilities of replication of the model in other parts of the globe.
- 1.4 Together the 8 million SHGs of the poor maintain a balance of over ₹6550 crore<sup>1</sup> in the Savings Bank accounts with the Banks, while they are estimated to have harnessed savings of over ₹22000 crore of which nearly 70% (over ₹15000 crore) goes for internal lendings. Over 4.4 million SHGs are regularly availing credit facilities from the Banks. During 2011-12 alone, over 1.15 million Groups availed loans amounting to ₹16535 crore from Banks and together 4.4 million Groups have loans to the extent of ₹36340 crore outstanding against them with the financing banks as on 31.3.2012. As the credit availed by the Groups along with their internal savings are revolved many times within

<sup>1</sup> 1 Crore = 10 million

the group for shorter durations, the multiplier effect makes the process much larger than the basic figures indicate.

- 1.5 NABARD had been publishing data on microFinance in India every year along with an analysis of the data compiled through various stakeholders like partner NGOs, financial institutions, Government Departments, etc. and this publication and data contained therein are based on returns submitted by participant banks covering Commercial Banks, Regional Rural Banks (RRBs) and Cooperative Banks. In addition to the analysis of data on the extent of savings harnessed by the SHGs, credit availed by SHGs across agencies and across the geographical spread, the publication also highlights the facilitating role played by NABARD in further refining the SHG-Bank linkage programme by bringing in more stakeholders into this sector, helping it to extend its outreach to more unbanked areas and by extending the scope of financial services rendered through such groups. The publication also highlights a brief of the discussions at a National Colloquium organised during the year with participation from different stakeholders soliciting issues connected with the design of the SHGs, a few pilot innovations made by NABARD, product innovations to support livelihood groups (JLGs) etc.

## 2 Progress under microFinance during 2011-12

- 2.1 An update on micro Finance as at the end of March 2012 is being presented in 3 different sections. The progress under the SHG-Bank linkage programme has been covered in the first part, while the activities of mFIs has been covered in the second part. Various innovative initiatives and support services like capacity building of all stakeholders of micro Finance programme etc. is covered in the third part. Maps detailing SHG coverage ratio in ten priority States is covered in the final part. More detailed statistical information on the progress of these activities have been presented at the end of the report.

### SHG-Bank Linkage Programme

Detailed analysis of the SHG-Bank Linkage Programme across the geographical spread of the country and across the financing agencies is being presented in this section. The analysis covers the broader components of the programme, namely inclusive growth, savings, loans and the recovery performance. Table-1 gives the growth of SHGs – saving as well as credit linked—for the last 3 years, separately for all Groups, Groups formed under SGSY and exclusive Women Groups.

- 2.2 Under the SHG-Bank linkage programme, over 103 million rural households have now access to regular savings through 7.96 million SHGs linked to banks. About 27% of these SHGs are savings linked through the SGSY programme – the rural poverty alleviation programme of the Government of India where predominantly households below the poverty line are admitted as members.

There has been a decline in the amount of savings balance with banks to the extent of 6.7% as compared to the previous year although the number of SHGs saving linked has shown a growth of 6.7% during the year. This decline is almost entirely attributable to the groups formed under SGSY where the decline was to the extent of 23.2%. Increasing awareness at the SHG level about the advantage of using the savings for internal loaning is also partly responsible for the decline in saving balance with banks.



**Table-1: Overall Progress under SHG-Bank Linkage for last 3 years**

(Amount ₹ in crore/ Numbers in lakh)

Particulars		2009-10		2010-11		2011-12	
		No. of SHGs	Amount	No. of SHGs	Amount	No. of SHGs	Amount
SHG Savings with Banks as on 31 <sup>st</sup> March	Total SHGs	69.53 (13.6%)	6198.71 (11.8%)	74.62 (7.3%)	7016.30 (13.2%)	79.60 (6.7%)	6551.41 (-6.7%)
	Of which SGSY Groups	16.94 (12.5%)	1292.62 (-17.3%)	20.23 (19.4%)	1817.12 (40.6%)	21.23 (5.0%)	1395.25 (-23.2%)
	% of SGSY Groups to Total	24.4	20.9	27.1	25.9	26.7	21.3
	All women SHGs	53.10 (9.18%)	4498.66 (1.46%)	60.98 (14.8%)	5298.65 (17.8%)	62.99 (3.3%)	5104.33 (-3.7%)
	% of Women Groups	76.4	72.6	81.7	75.5	79.1	77.9
Loans Disbursed to SHGs during the year	Total SHGs	15.87 (-1.4%)	14453.3 (17.9%)	11.96 (-24.6%)	14547.73 (0.01)	11.48 (-4%)	16534.77 (13.7%)
	Of which SGSY Groups	2.67 (1.0%)	2198 (9.1%)	2.41 (-9.9%)	2480.37 (12.8%)	2.10 (-12.9%)	2643.56 (6.6%)
	% of SGSY Groups to Total	16.9	15.2	20.1	17.0	18.3	16.0
	All women SHGs	12.94 (5.8%)	12429.37 (18.1%)	10.17 (-21.4%)	12622.33 (1.6%)	9.23 (-9.2%)	14132.02 (12.0%)
	% of Women Groups	81.6	86	85	86.8	80.4	85.5
Loans Outstanding against SHGs as on 31 <sup>st</sup> March	Total SHGs	48.51 (14.8%)	28038.28 (23.6%)	47.87 (-1.3%)	31221.17 (11.4%)	43.54 (-9.0%)	36340.00 (16.4%)
	Of which SGSY Groups	12.45 (27.5%)	6251.08 (6.6%)	12.86 (3.4%)	7829.39 (25.2%)	12.16 (-5.4%)	8054.83 (2.9%)
	% of SGSY Groups to Total	25.7	22.3	26.9	25.1	27.9	22.2
	No. of all Women SHGs linked	38.98 (18.9%)	23030.36 (23.9%)	39.84 (2.2%)	26123.75 (13.4%)	36.49 (-8.4%)	30465.28 (16.6%)
	% of Women SHGs	80.3	82.1	83.2	83.7	83.8	83.8

The number of saving linked SHGs now stands at 7.96 million with a membership of over 103 million poor households. While bulk of these savings is used for internal lending within the Group (over 70%), the balance is maintained in the savings accounts with the financing banks. Over 79% of SHGs linked to banks are exclusive women groups, which is one of the most distinguishing features of microFinance sector in the country.

The balance in the savings accounts of the banks as at the end of March 2012 stood at ₹6551.41 crore. Among the major States, Karnataka SHGs maintain the highest S.B. balance of over ₹16000 per SHG followed by Punjab of nearly ₹12500 per SHG. Among the regions, southern region is highest at ₹10080 per SHG and northeastern region recorded the lowest balance of ₹4159 per SHG. On an average, the SHGs maintain a balance of ₹8230. Commercial Banks account for 58% of the savings account maintained by SHGs and RRBs 27% and Cooperative Banks the remaining 15%.

Fig.1 shows a graphical presentation of the savings, fresh loans and the loan outstanding of SHGs with Banks for the last 4 years

Fig.1 SHGs as on 31.3.2012 – Savings and Credit

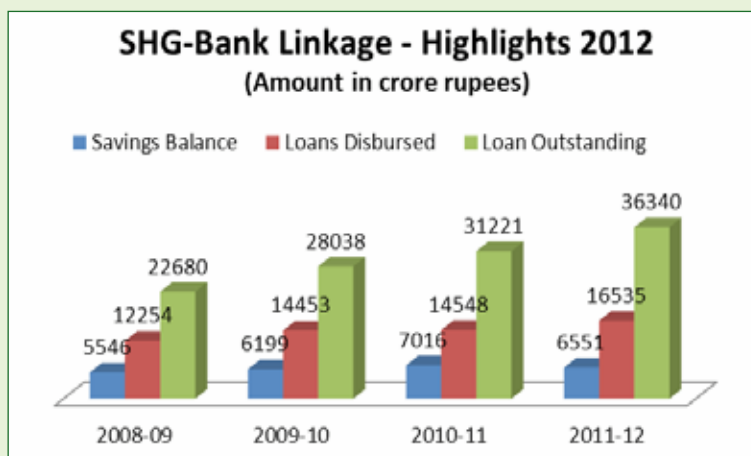


Fig.2 : Saving Linked SHGs(Number) : Agency wise

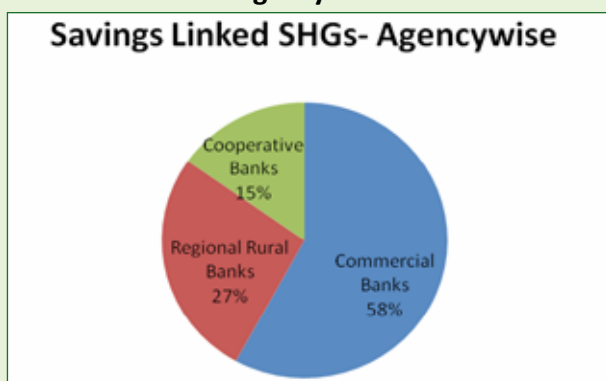
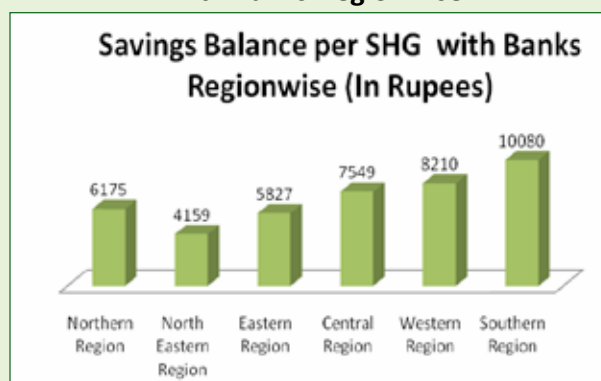


Fig.3 : Average Savings Balance of SHGs with Banks- regionwise



Further, over 4.36 million SHGs have now access to direct credit facilities from the banks and the total bank loans outstanding against these groups is over ₹36340 crore as on 31 March 2012 i.e. an average of ₹83500 per group. About 1.15 million SHGs were extended fresh loans to the extent of ₹16535 crore during 2011-12 by all banks averaging ₹1.44 lakh per group. Although fresh lending to SHGs during the year showed an increase of 13.7% over last year, the steady decline in the number of SHGs being extended fresh loans by banks for the last 3 years is a matter of concern.

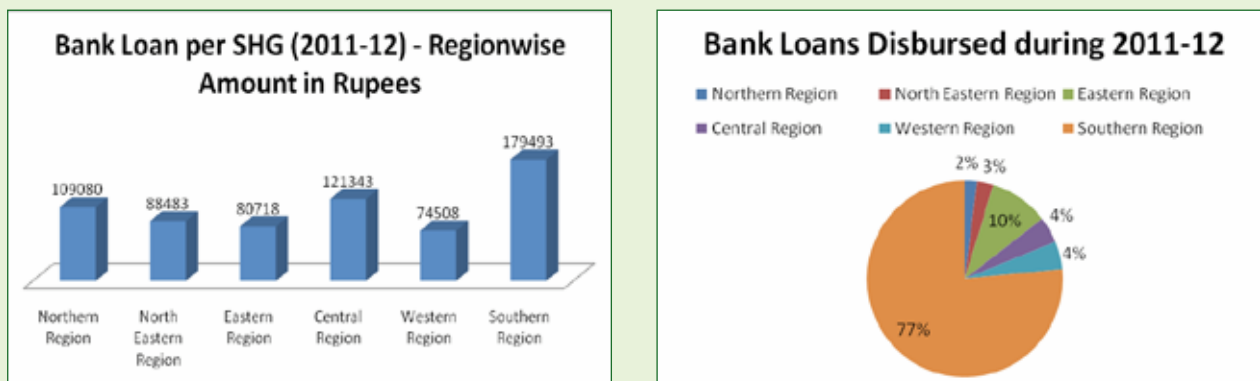
Number of SHGs having outstanding loans with banks is also showing a decline partly due to the continued decline in the number of SHGs being extended fresh loans by banks for the last 3 years. Statement I-A to I-E appended indicate the overall progress under the SHG-Bank and mFI-Bank Linkage Programme as on 31.3.2012.

#### Credit velocity in SHGs

SHGs facilitate their member households first to pool their thrift/savings and then use these and borrowed resources from banks to give out small loans to needy members. With repayments collected at shorter intervals at the member level (intra-SHG transaction), loans are again given out to its members. Thus, the approach serves to recycle loans within the group, as the bank loans are often taken for longer duration. A sample test check of such credit turnover, within SHGs suggests that the credit taken from banks are often churned over about 1.5-2 times before it is fully repaid to bank, that too well before the due dates. Thus, the credit issued by the banks to SHGs could serve as a multiplier i.e. in the year 2011-12 the credit disbursed to SHGs by banks is about 16000 crore, while the actual impact of the credit disbursed is likely to the tune of over ₹24,000 crore.

2.3 While the quantum of fresh loans issued to SHGs by banks rose by 13.7% during the year to ₹16535 crore (to 11.48 lakh SHGs) as against ₹14548 crore disbursed last year (to 11.96 lakh SHGs), the number of SHGs obtaining fresh loans from banks during the year declined by 4%. What causes more concern is the fact that the number has been declining during the last 3 years, though the rate of decline has come down from nearly 24% last year to 4% this year. Kerala, West Bengal and Odissa reported maximum decline in the number of SHGs being extended fresh loans during the year. The average size of fresh loans extended ranged from ₹1.80 lakh per SHG in the southern region (₹1.5 lakh last year) to ₹0.75 lakh in the western region (the lowest average was ₹0.65 lakh for eastern region last year). The average loan size across the regions was ₹1.44 lakh per SHG. Considering that on an average 80% of the SHG members avail loan at a time, the average per member loan issued works out to ₹14000. Among the financing banks, Commercial Banks and RRBs extended loan of ₹1.65 lakh on an average per SHG while cooperative Banks lent ₹0.65 lakh only per SHG. While Commercial Banks accounted for 63% of the savings balance of SHGs, their share in fresh lending to SHGs was only 60% whereas RRBs with a Savings share of only 20% accounted for 30% of the fresh loans issued during the year. This is suggestive of cautious attitude of the Commercial Banks in lending for SHGs as compared to RRBs.

**Fig: 4 : Loans Issued to SHGs during 2011-12**



Statements II B and Statement IV indicate the Bank wise and State wise position of fresh lending to SHGs by banks during 2011-12

2.4 The number of SHGs having loans outstanding against them from banks declined by 9% during the year to 43.54 lakh as against 47.87 lakh last year although the quantum of loans outstanding increased to ₹36340 crore (16.4% increase over last year). Partly the decline can be attributed to the continued decline in the number of SHGs being extended fresh loans by banks over the last 3 years. All states except Karnataka, Himachal Pradesh and Puducherry in the southern region recorded decline in the number of SHGs having outstanding loans. Average amount of loan outstanding ranged from ₹47000 per SHG in eastern and western region to ₹1.08 lakh in the southern region. The average loan outstanding across the regions works out to ₹0.83 lakh per SHG. Among the States, all southern states averaged about ₹1.07 lakh (Karnataka being the highest at ₹1.30 lakh per SHG) or above per SHG while Gujarat recorded the lowest average of ₹ 24000 per SHG. Among the agencies, Commercial Banks had an average outstanding loan of ₹1 lakh per SHG while RRBs had ₹0.67 lakh and Cooperative Banks ₹0.43 lakh. Considering that substantial portion (nearly 70%) of the savings from the members of SHGs also goes for internal lending besides the outstanding credit from the banks ; the total pooled resources outstanding at the members' level can be pegged at over ₹51000 crore.

## SHG2 : Revisiting the SHG-Bank Linkage programme : National Colloquium



“Two decades of SHG-BLP has witnessed vast changes in the way information, knowledge and guidance is accessed by the SHG members; poor perceive an urgency in taking up better livelihood activities, redefining the activity basket itself in the light of raising income levels & higher aspirations. There is a need to reorient programme goals and tools to internalise the changes in the environment so as to continue its relevance to poor.”

“SHGs help the banks to generate new businesses like housing, pension schemes, insurance, etc. and hence the need for banks to help SHGs and its members to access banking services.”

**Dr. Prakash Bakshi,**  
Chairman, NABARD



“Audit of SHG accounts is desirable & could be done by third party for a nominal fee. In fact audit by community resource persons, Federations or the SHPI is the most favoured mode.”

**Mr. Selvam Veeraraghavan,**  
General Manager, Indian Bank

“Need to bring SHG portfolio on platform of alternate channels like Business Correspondents to ensure banking footprints in remote areas and for the most vulnerable section of the society.”

“Community representation in the form of Bank Mitras, can act as a connect between the SHG movement and the community at large.”

**Mr. A.K. Chaudhary, IAS,**  
CEO, Bihar Rural Livelihood Programme



“SHGs should not be just about finance; there is a need to encourage groups to form producer collectives—to organise livelihoods.” “Financing of SHGs to be an integral part of the cooperative banks reform programme.”

“Goal oriented savings products needs to be introduced for members of SHGs.”

**Mr. N. Srinivasan,**  
Dev. Consultant

“Banks should facilitate opening of individual accounts by SHG members, to park their savings. Technologies and door step banking should be used to tap savings.”

**Mr. H.M.B. Murthy,**  
Nageshwara Charitable Trust



“Opening a savings account is a difficult proposition—there is a need for a gender sensitive KYC norms for women members of Household to open Bank Accounts”.

**MR. SAMPATH KUMAR, IAS,**  
CEO, RGMVP

“There is a need for more savings avenues with banks for SHG members.” “Safety of savings most important to the poor.”

**Prof. M.S. Sriram**  
of IIM, Ahmedabad



“Use of technology for SHG book keeping allows ease of monitoring by all concerned.”

**Smt. P. Amuda, IAS,**  
Managing Director,  
Tamil Nadu Women's  
Development Corporation

“Poor need safer savings and neither SHGs nor federations are as safe as banks.”

**Prof. Malcolm Harper,**  
Consultant



“Voluntary and Compulsory savings of SHG members to be treated separately for healthy group dynamics and equity among SHG members.”  
“There is a need to separate the microfinance groups and livelihood groups from SHGs.”

**Smt. Sarada Muralidharan, IAS,**  
Ex-Director of Kudumbshree

## Development and policy initiatives:

### 1. SHG 2 Guidelines

Revisiting the SHG-Bank linkage guidelines issued two decades back, NABARD, issued revised guidelines after holding numerous rounds of discussions with various stakeholders. The key changes in the guidelines include allowing voluntary savings for SHG members either by opening individual bank accounts/reviving existing “no frill accounts” or by depositing the voluntary savings within the SHG corpus without any additional entitlements. The approach is intended to facilitate SHG members to steadily graduate from community banking to individual banking. The second key feature of SHG 2 is about extending initial loans to SHG as flexible cash credit facility instead of term loans. The limits are granted based on the estimated savings potential of the SHG for the ensuing 3-5 years while actual operation of the limit is to be based on actual savings harnessed. The guidelines also suggests creation of enterprise/ livelihood based groups (JLGs) within the SHGs as a separate entities without disturbing the functioning of SHGs; while higher loan requirements for a few enterprising members could be accessed through JLGs. The guidelines also suggest risk mitigation mechanisms like audits, ratings and also about leveraging active members of SHGs to serve as Business Facilitators for helping the bank monitor the functioning of SHGs.

### 2. Intensifying SHG promotion in backward & Left Wing Extremism affected districts.

Programme envisages positioning an anchor NGO in each of the 150 backward districts of the country for promotion and financing of Women SHGs. The project envisages a tie up with at least 2 bank branches in each block of the district for financing the SHGs promoted. The role of the partner NGO is expected to be for longer term and not merely for promoting and enabling credit linkage of these groups, but also for serving as a business facilitator, tracking, supporting livelihoods and also being responsible for loan repayments. Besides, providing the partner NGO support for promotion of SHGs, a Service Charge of 5% p.a. of average loan outstanding is to be levied from clients for continued handholding the SHGs by the anchor NGO. Promotional support to anchor NGOs will be funded by NABARD out of WSHG Development Fund of ₹100 crore created for the purpose.

### 3. SHG Federations as Self Help Promoting Institutions

Realizing the inherent strengths of SHG federations being associated entities and having a clearer understanding of SHG members needs, aspirations as also nuances of SHG functioning; a scheme to facilitate Federations to serve as SHPI for formation and credit linking of SHGs with the banks with grant assistance from NABARD was introduced during the year.

### 4. PACS as Self Help Promoting Institutions

A scheme to encourage Primary Agriculture Cooperative Society (PACS) to function as SHPI for promotion and nurturing of SHGs was introduced during the year. Besides, forming SHGs and facilitating its savings and credit linkage directly or through branches of the affiliated DCCB, the PACS are expected to improve their business and their client outreach. The approach is also expected to improve the participation of cooperative banks share in the SHG-Bank linkage programme and also lead to its improved business and profitability of PACS.

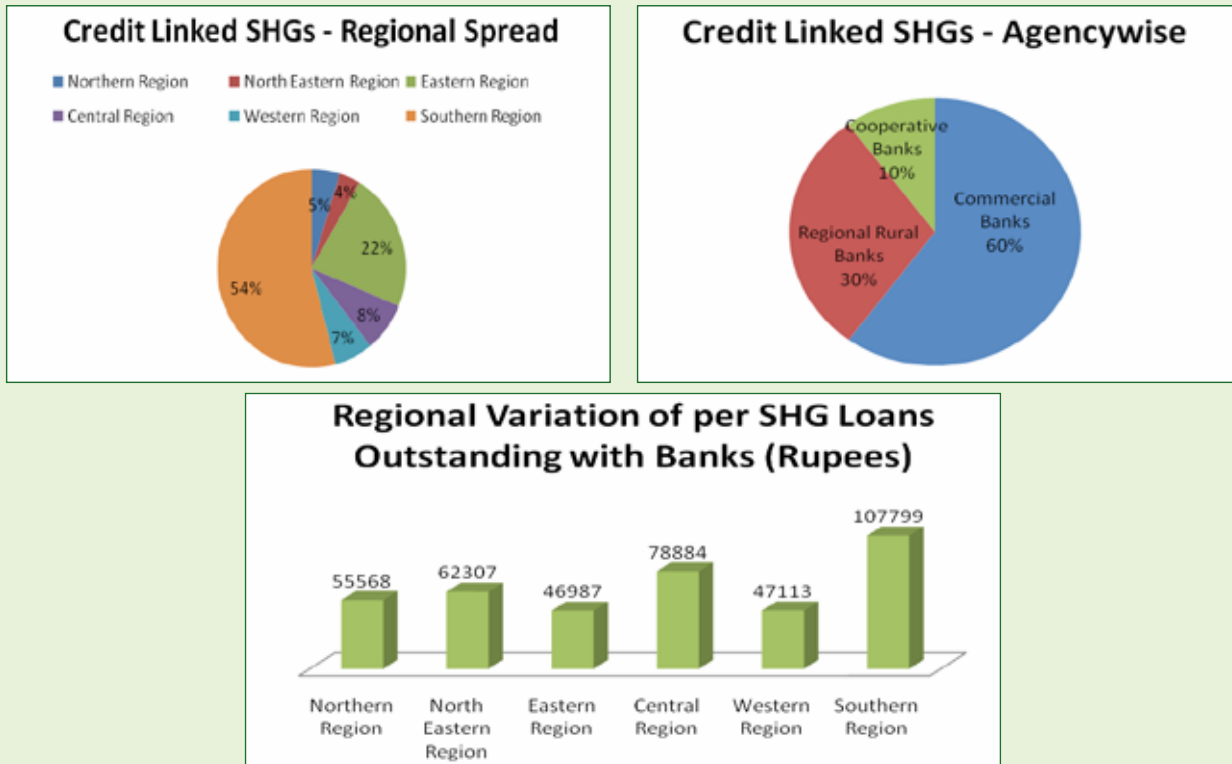
### 5. Posting MicroFinance anchor persons for SHG intensification

A pilot programme, with the objective of strengthening the Self Help Group movement, is being implemented across 25 resource poor districts from 10 priority states of the country. The programme aims at leveraging the services of retired bankers by placing them as District Micro Finance Anchor Persons (DMAP). The role of the DMAP in the district will be to prepare a road map for promotion of SHG-BLP, to establish a SPIN (Self Help Institutions Network), facilitate conduct of training programmes for SHGs, facilitate better MIS & document success and failure stories, serve as anchor resource person for SHG-BLP and facilitate promotion of livelihoods, etc.

### 6. Action Research in facilitating voluntary savings in SHGs

The sources of income for SHG members are predominantly seasonal in nature. At the same time major part of their expenditure habits are routine in nature coupled with occasional contingencies. With the objective of gathering some leads on the propensity of the SHG members’ habit to save for meeting their future financial needs and the extent to which the available banking services and their products can meet such aspirations, an action research pilot on voluntary savings is being implemented across ten districts in five states of the country viz. Chhatisgarh, West Bengal, Maharashtra, Tamilnadu and Kerala. The pilot will cover about 500 members from 50 matured SHGs from these states. The pilot entails carrying out the need mapping of the SHG members, enabling a suitable framework for them to save beyond their compulsory group savings amount, suggesting suitable financial products for meeting their future needs, imparting financial education to the members and studying the impact of the process over a period of one year.

Fig.5 : Details of credit Linked SHGs



Statement II C and Statement V indicate the Bank wise and State wise position of the loans outstanding against the SHGs as on 31 March 2012.

2.5 The increase in NPA against loans to SHGs continued to escalate during the current year as well. In absolute terms, the gross NPA against loans to SHGs increased from ₹1474 crore at the end of March 2011 to ₹2213 crore by March 2012. In percentage terms it increased from 4.72% last year to 6.09% during the current year. It was only 2.9% during 2009-10. This is a matter of concern for the microFinance sector and the causes for the declining performance of recovery are to be analysed and remedial action initiated urgently. The total gross NPA against loans to SHGs stood at ₹2212.74 crore as on 31.3.2012 against the total outstanding loan of ₹36340 crore. Among the regions, southern region with a NPA of 4.98% (3.79% last year) was the lowest while Central Region with an alarming 13.2% (10.7% last year) was the highest. What causes grave concern is the high NPAs in major states like Uttar Pradesh (12.5%), Odissa (11.9%), Tamil Nadu (9.6%) and Kerala(9%). Table 2 and 3 illustrate the comparative position of NPAs against loans to SHGs by banks during the last 3 years while Fig 6 and 7 gives the graphical presentation of the NPA position.

Table-2: Agency wise NPAs of Bank Loans to SHGs

( ₹ crore )

Agency	Loans Outstanding against SHGs- Position as on			Amount of NPAs as on			Percentage of NPAs to Loan Outstanding as on		
	31.3.2010	31.3.2011	31.3.2012	31.3.2010	31.3.2011	31.3.2012	31.3.2010	31.3.2011	31.3.2012
CBs(Public Sector)	19724.42	21412.75	24406.57	513.53	1019.90	1581.05	2.60	4.76	6.48
CBs(Pvt. Sector)	440.29	470.51	1403.72	23.93	47.09	74.37	5.44	10.10	5.30
RRBs	6144.58	7430.05	8613.58	218.53	272.82	426.34	3.56	3.67	4.95
Coop. Banks	1728.99	1907.86	1916.14	67.04	134.30	130.97	3.88	7.04	6.84
<b>Total</b>	<b>28038.28</b>	<b>31221.17</b>	<b>36340.00</b>	<b>823.04</b>	<b>1474.11</b>	<b>2212.73</b>	<b>2.94</b>	<b>4.72</b>	<b>6.09</b>



Table - 3 : Region wise NPAs of Bank Loans to SHGs

( ₹ crore )

Region	Loans Outstanding against SHGs- Position as on			Amount of NPAs as on			Percentage of NPAs to Loan Outstanding as on		
	31.3.10	31.3.11	31.3.12	31.3.10	31.3.11	31.3.12	31.3.10	31.3.11	31.3.12
Northern	815.13	903.14	1178.28	53.91	63.66	81.55	6.61	7.05	6.92
North Eastern	673.48	695.25	993.27	37.13	58.56	51.33	5.51	8.42	5.17
Eastern	3694.91	4202.55	4629.80	118.74	181.07	337.08	3.21	4.31	7.28
Central	2462.40	2365.40	2780.29	198.65	254.04	367.03	8.07	10.74	13.20
Western	1369.49	1246.23	1363.78	61.06	90.42	112.14	4.46	7.26	8.22
Southern	19022.88	21808.59	25394.59	356.53	826.36	1263.59	1.87	3.79	4.98
<b>All India Total</b>	<b>28038.28</b>	<b>31221.16</b>	<b>36340.00</b>	<b>823.04</b>	<b>1474.11</b>	<b>2212.73</b>	<b>2.94</b>	<b>4.72</b>	<b>6.09</b>

Fig.6 : NPA Position against Loans to SHGs

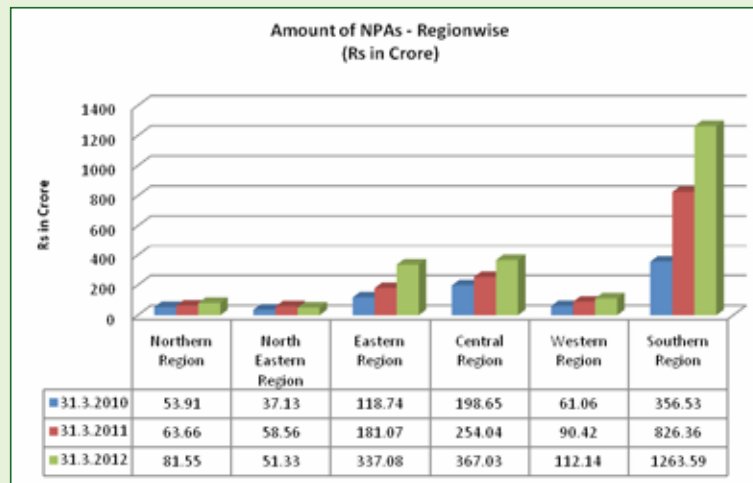
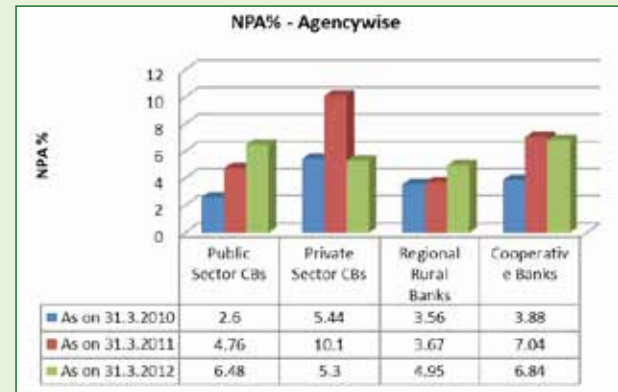
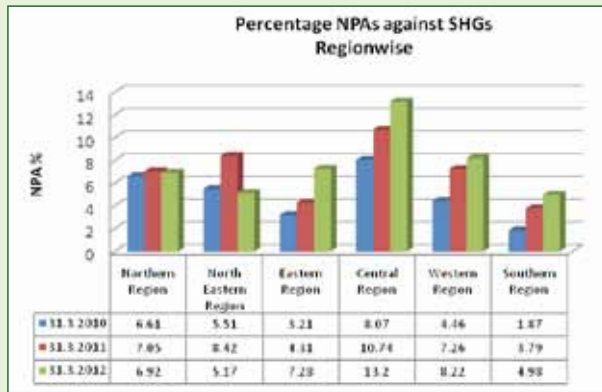


Fig.7 : Percentage of NPAs to Loans Outstanding against SHGs



Statement II-D and Statement VI indicate the NPA position bank wise and state wise as on 31.3.2012.

### 3. mFI-Bank Linkage Programme

mFIs act as an important conduit for extending financial services to the micro finance sector in the country by raising resources from Banks and other institutions. mFIs could be (i) NGO mFIs – registered under the Societies Registration Act, 1860 or the Indian Trusts Act, 1880 (ii) Cooperative mFIs – registered under the State Cooperative Societies Act or Mutually Aided Cooperative societies Act or Multi State Cooperative Societies Act (iii) NBFC mFIs incorporated

## ICT initiatives commenced by the Department during the year 2011-12



### 1. Mobile Based Accounting system for SHGs

NABARD has initiated a pilot project on SHG bookkeeping project for 100 SHGs in Tamil Nadu, using mobile handsets. The application is expected to help SHGs to maintain their financial transactions electronically in the local language and allows ease of monitoring to all stakeholders. SHG transactions are entered through the mobiles owned by SHGs. Besides the financial transactions, attendances etc are also captured through this mechanism. The other stakeholders including SHPI /Bank /NABARD could generate MIS report on a regular basis through a web access or through automated e-mail system. SMS updates are sent to every member of the group on weekly basis to ensure smooth running of the group.

### 2. Tablet PC Based Accounting system for SHGs

This is a web cum tablet enabled SHG bookkeeping solution being piloted in 100 SHGs in Maharashtra state. The tablet will be used by field staff of NGOs to maintain and update SHG's data and it would facilitate the monitoring of SHGs. SHG can also access copies of financial transactions, final accounts etc on payment of nominal fees. The pilot also intends to work out a revenue model for such field staff. Various graphical as well as analytical reports can be generated which helps to monitor the particular SHG at micro level. All the SHG members and cooperative bank personnel who have promoted the groups have been trained and have started using the Tablet.



### 3. E-bookkeeping through POS/ handheld device

This is yet another ICT enabled bookkeeping endeavor for SHGs using handheld devices which are normally used for electronic ticketing. The device will capture the accounting and book keeping aspects of SHGs and generate no. of reports which can be printed instantly. The data can also be transferred to a PC and reports can be generated. SHG members can know their savings, loan outstanding, bank balance etc. It is being implemented on a pilot basis in Uttar Dinajpur district of West Bengal.

### 4. Web Based MIS for tracking SHPI-partners

A web-based application for monitoring the progress of all SHPIs partners provided with grant assistance by NABARD for promotion of SHGs has been launched by NABARD. The website ([www.nabardshg.in](http://www.nabardshg.in)) will help electronic updation of progress on real time basis by SHPI and help monitoring the progress of all SHPI projects. The SHPIs will be required to register themselves in the website and also gain access to guidelines, tool kits, study materials etc.



## Enabling micro enterprises and facilitating livelihoods

After receiving training in animal husbandry the SHG convinced the local banker for a small loan for every member of an SHG for dairying. Realising that private milk vendors are exploiting the dairy farmers, they decided to takeover a defunct Milk society in the area and started collecting milk from all members and sell it to the Apex Milk Cooperative Federation. The individual member's daily income shot up from ₹50 to ₹84 daily and with it came a hope for the future of their family for a better standard of living, better education for the children and equally important is the transformation it brought about in the social status of the women members in the family and in the community. Today, the entire village is rejoicing at the success of these women in the village.



12 members of an SHG (Suthandiram) in Karur district, now successfully run a aerated soda unit 'Ganapathy Soda; which has for itself gained a brand name in the area. This thriving group enterprise is being undertaken after group members' confidence received a boost after availing an initial loan from bank for asset purchases and acquiring small livestock units in their families with the first loan from the SHG.



Sulochana Mahila SHG in Silora Panchayat in Rajsathan is one of fighting against all odds and making a mark as poor rural women grooming as real entrepreneurs. The composition of this group in itself is unique as it consists of Jats, Brahmins and Baniyas working together for common good. Their village being very backward with not many natural endowments to bank upon, they had limited livelihood options to resort to supplement their income. The SHG started grinding small quantities of spices like turmeric, coriander and red chillies and marketing the powder in the local market. With the scale of operation being tiny and without resorting to technology, their profit margins were meagre and market highly tilted against them. With members given technical training in agro-processing and a larger loan the group is now engaged in sorting, cleaning, processing, weighing, packing and marketing functions and together they could service the local markets of Ajmer and Pushkar and soon their turnover started showing a steady upward leap. Today, every member of the Group earns atleast ₹2500 p.m. from this group activity while the consumers are assured of quality products.



One of the key challenges which SHGs and members face is marketing. A simple solution of setting up a kiosk at the University campus offered a great relief for the SHG member, whose average daily sales went up by about ₹1000/- with a profit ranging to ₹300-400 per day.

under Section 25 of Companies Act, 1956 ( These NBFCs are working “not for profit”), (iv) NBFC mFIs incorporated under the Companies Act, 1956 and registered with RBI.

In addition to their internal resources, these mFIs seek and obtain bulk loans from Banks/ other Financial Institutions for providing micro credit. Though most of these mFIs entered the micro finance sector only after the SHG-Bank linkage programme was well entrenched, the turnover of these institutions grew at a much larger scale than the former. They were more aggressive and innovative in reaching out to the rural poor than the formal banking system. Of late, however, the functioning of these institutions (mostly “for profit” NBFCs) were being subjected to closer public scrutiny on account of alleged unethical business practices and questionable recovery practices. These developments resulted in Andhra Pradesh Government promulgating an ordinance to severely restricting their lending operations and recovery mechanism. As a result, the lending operations of these institutions virtually came to a halt not only in AP where most of their lending operations were concentrated but in other areas as well while the recovery of loans nose-dived. The Reserve Bank of India has since notified guidelines for the lending operations of mFIs based on the Malegam Committee recommendations. A new class of financial organisations named as NBFC- mFIs has been created and subject to certain conditions regarding the capital to be employed, lendings to SHG members, cap on interest to be charged and margin to be retained, etc. the loans extended to these NBFC-mFIs by banks now qualifies for priority sector loan.

**The Progress under mFI-Banks linkage programme during the last 4 years is shown in Table-4 below:**

**Table-4: Progress under mFI-Bank Linkage Programme**

( ₹ crore )

Particulars	2008-09		2009-10		2010-11		2011-12	
	No. of mFIs	Amount	No. of mFIs	Amount	No. of mFIs	Amount	No. of mFIs	Amount
Loans disbursed by banks to mFIs	581 (12.2%)	3732.33 (89.4%)	779 (34%)	10728.50 (187.4%)	471 (-39.5%)	8448.96 (-21.3%)	465 (-1.3%)	5205.29 (-38.39%)
Loans outstanding against mFIs as on 31 March	1915 (72.7%)	5009.09 (82.2%)	1659 (-13.4%)	13955.75 (178.6%)	2315 (39.5%)	13730.62 (-2.0%)	1960 (-15.3%)	11450.35 (-16.6%)
Fresh loans as % of Loan Outstanding		74.5		76.9		61.5		45.5

**Note:** Actual number of MFIs availing loans from Banks would be less than the figures shown as most of mFIs avail loans from more than one Bank.

The fact that Commercial Banks (and financial institutions like SIDBI) are losing their confidence in lending to mFIs is evident from the fact that the fresh lending to mFIs by banks during the year declined by over 38% as compared to last year. There has also been a marginal decline in the number of mFIs availing fresh loans from Banks inspite of the fact that the loan outstanding against mFIs has come down by almost 17% during the year. If the trend continues, this sector is likely to face serious resource crunch and could affect its outreach plans in the near future. The Regional Rural Banks on the other hand have increased their lendings to mFIs during the year, while, reducing the outstanding loans although they still remain an insignificant player in this arena. The agency wise details of loans extended to mFIs are shown in Table-5 below.

Table-5: Loans to mFIs by Banks/Financial Institutions

Financing Agency	Period	Loans disbursed to mFIs during the year		Loan outstanding against mFIs as on 31 March	
		No. of mFIs	Amount (₹ crore)	No. of mFIs	Amount (₹ crore)
All Commercial Banks	2008-09	522	3718.93	1762	4977.89
	2009-10	645	8038.61	1407	10095.32
	2010-11	460	7601.02	2153	10646.84
	2011-12	336	4950.98	1684	9810.98
Regional Rural Banks	2008-09	59	13.40	153	31.20
	2009-10	46	24.14	103	52.22
	2010-11	9	4.16	23	42.01
	2011-12	113	13.28	128	37.51
Cooperative Banks	2008-09	NA	NA	NA	NA
	2009-10	0	0	3	0.01
	2010-11	NA	NA	NA	NA
	2011-12	4	1.61	19	4.75
SIDBI	2008-09	NA	NA	NA	NA
	2009-10	88	2665.75	146	3808.20
	2010-11	2	843.78	139	3041.77
	2011-12	12	239.42	129	1597.11
Total by all agencies	2008-09	581	3732.33	1915	5009.09
	2009-10	779	10728.50	1659	13955.75
	2010-11	471	8448.96	2315	13730.62
	2011-12	465	5205.29	1960	11450.35

Bank wise details of mFIs financed are given in Statement VII.

## स्वयं सेवा समूह का पंचसूत्र

स्वयं सहायता समूह बनाएं, मिलजुल कर खुशहाली लाएं

स्वयं सहायता समूह  
साथ चलें तो बात बनें

राष्ट्रीय कृषि और  
ग्रामीण विकास बैंक  
गांव बढ़े >> देश बढ़े


#### 4. NABARD as Facilitator of microFinance

Besides, conceiving the SHG-Bank Linkage Programme two decades back, NABARD had assigned to itself the role of a facilitator and a mentor of the initiative. The focus was on bringing in various stakeholders on a common platform, building capacity among the stakeholders to take the movement forward while extending 100% refinance to all banks participating in the programme. A large number of seminars, workshops and training programmes were organised to create awareness about the microFinance programme among all the stakeholders – the bankers, the Government agencies, the NGO partners and more importantly the SHG members. The NGO sector who played the key role of organising and nurturing the SHGs as the Self Help Promoting Institutions – later joined by many others including the rural financial institutions, Farmers Clubs, etc. – were encouraged by way of promotional grant assistance by NABARD for taking up such work. The phenomenal growth of SHG-Bank linkage programme during the last 20 years owe a great deal to these promotional efforts actively supported by NABARD and participated by the stakeholders. The rapid growth of the SHG linkage programme and its success in taking financial services to the poor, led to its recognition as the most important tool for financial inclusion – the main focus of the XI Five Year Plan. Simultaneously, efforts were also on to experiment innovative initiatives in improving the efficacy and reach of the programme with the involvement of all microFinance practitioners facilitated by NABARD. A glimpse of the facilitator role played by NABARD, the ICT initiatives taken, policy changes etc in this sector during 2011-12 is narrated in the following paras and text boxes:

##### 4.1 Refinance to Banks

During the initial years of the movement NABARD was extending refinance to the extent of 100% to banks for lending to SHGs since the SHG-Bank Linkage Programme was launched. Initially, this was intended to encourage the banks to actively participate in the programme. As the banks gained confidence in lending to SHGs and realised the business potential in extending financial services through SHGs, they have been increasingly deploying their own resources in a mutually beneficial relationship with the SHGs. SHGs had been instrumental in bringing in more business for the financing banks by way of improving credible client base, also promoting rural and inclusive banking. Banks have also extended other financial services like remittance, housing, insurance, etc, though in a limited way, to this segment. As a result, the banks have started “owning up” the movement, as a sound business proposition and became less dependent on promotional support from NABARD. The gap between the total loans issued by banks to SHGs and the refinance extended by NABARD for such loans started widening as a result as would be seen from the graph shown (Fig.8). The refinance support from NABARD, however, continues to supplement resource mobilisation for the programme. During 2011-12, NABARD extended refinance to the extent of ₹3072.59 crore as against ₹2545.36 crore disbursed during the previous year. Cumulative disbursement of refinance by NABARD for SHG lending now stands at ₹18479.60 crore.

**Fig.8 : Loans Issued to SHGs by Banks and NABARD Refinance**



#### 4.2 microFinance Development and Equity Fund

The micro-finance Development and Equity Fund (mFDEF) is being utilised for promotion of various micro-finance activities such as formation and linkage of SHGs through SHPIs, training and capacity building of stake holders, livelihood propagation, studies, documentation, etc. During 2011-12, ₹33.31 crore was released of which ₹28.68 crore was grant support for promotional activities and ₹4.63 crore for capital support and lending resources to mFIs. As against a total corpus of ₹200 crore contributed by RBI, NABARD and commercial banks, the actual (cumulative) utilisation of the fund stood at ₹278.31 crore as on 31 March 2012. NABARD has been augmenting this fund from its own resources and has also been crediting interest on the unutilised portion of this fund. There have been no further receipts forthcoming from other contributors of this fund.

#### 4.3 Support for training and capacity building of microFinance clients

NABARD has been continuously imparting training to various partners and stakeholders of SHG-Bank Linkage Programme such as bankers, NGOs, government officials, SHG members and trainers. During 2011-12, about 1.87 lakh officials of various agencies participated in NABARD supported training programmes and exposure visits and cumulatively 28.48 lakh officials have been trained. NABARD in association with GIZ has initiated the process of revising the content, coverage of training modules. Training needs of all the stakeholders are being assessed for the purpose. The region wise position of support extended by NABARD for training and capacity building is given in Statement – VIII.

#### 4.4 Grant Support to Partner agencies for Promotion and Nurturing of SHGs

Ever since the SHG-Bank Linkage Programme was launched by NABARD, the Self Help Promoting institutions (SHPI) such as NGOs, Banks (RRBs, DCCBs), Farmers Clubs and Individual Rural Volunteers (IRV) are being extended grant support to organise and nurture SHGs of the poor. In fact, the phenomenal growth of SHG-Bank Linkage Programme in the country, is the result of the painstaking efforts put in by these agencies in forming and nurturing SHGs especially in areas where the concept never existed. The financial support extended by NABARD to various SHPIs during the year is indicated in Table-6.

**Table-6 : Grant Support to Partner Agencies**

( ₹ lakh)

Agency	Cumulative Sanction		Cumulative Achievement (31.3.2012)	
	Amount	SHG Nos.	Amount	SHG Nos.
NGOs	16200.59	499909	4882.31	283007
RRBs	542.19	53145	197.10	56070
Coop. Banks	857.81	71695	289.19	47515
IRVs	733.58	43223	86.02	13105
Farmers Clubs	83.16	7689	73.81	17356
<b>Total</b>	<b>18417.33</b>	<b>675661</b>	<b>5528.43</b>	<b>417053</b>

Agency wise, State wise details of grant assistance extended to partner agencies have been given in Statements – IX-A- IX-E.

#### 4.5 Micro Enterprise Development Programme

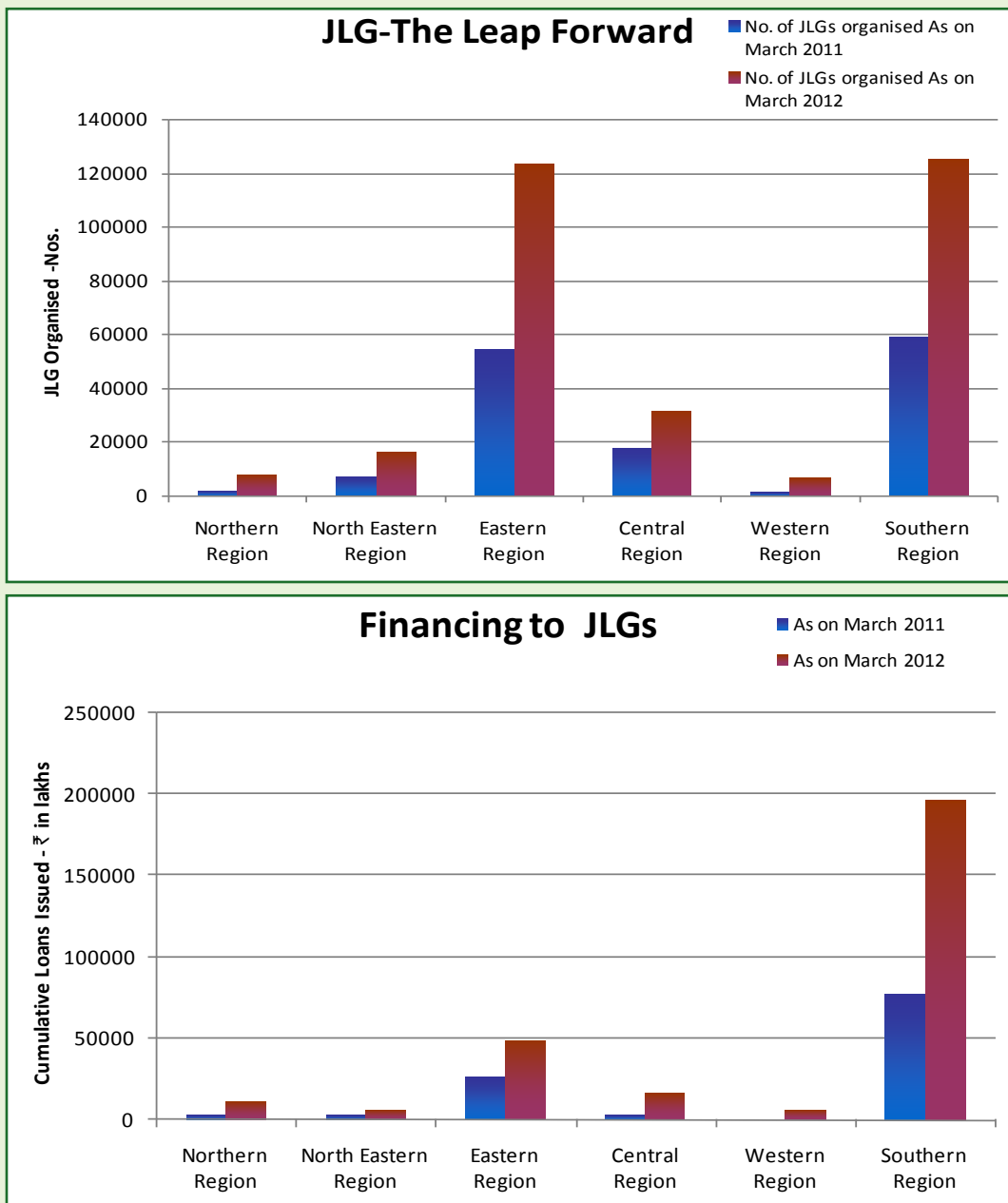
The Micro Enterprise Development Programme launched by NABARD in 2006 is intended to nurture the entrepreneurial talents of members of mature SHGs to set up and run micro enterprises as a livelihood option in farm or non-farm sector, either on individual basis or on group basis. Support is extended under the programme to members of such SHGs to enrich their knowledge on enterprise management, business dynamics and rural markets. Nearly 5000 skill upgradation training programmes have been conducted under these initiatives covering nearly 2 lakh members of mature SHGs. Most of the trained SHG members have since started on their journey to become promising entrepreneurs by availing loans from their SHGs. West Bengal, Tamil Nadu and Chhattisgarh are major States where maximum number of SHG members were given skill training.

#### 4.6 Financing of Joint Liability Groups

Joint Liability Groups (JLG) are informal groups of 4-10 members who are engaged in similar or independent economic activities like crop production, dairy farming or other allied agriculture or non-farm based activities and who are willing to jointly undertake (mutual guarantee) to repay the loans taken by the Group from the Banks. Unlike in the case of SHGs, JLGs are intended basically as credit groups of tenant farmers / small farmers who do not have proper title of their farmland and are unable to provide tangible collateral for their borrowing from banks. Regular savings by group members is purely voluntary and intended to bind the members. Credit needs of the group members are to be met through loans from financial institutions and such loans could be individual loans or group loans. Financing of JLGs was introduced as a pilot project in 2004-05 by NABARD in 8 States with the support of 13 RRBs. Apart from extending refinance support to Banks, NABARD also extends financial support for awareness creation and capacity building of all stakeholders of this Programme. NABARD also extends grant support for formation and nurturing of JLGs to banks and other JLG promoting agencies. An amount of ₹36.68 crore was sanctioned as grant for promotion of 1.95 lakh JLG across the country till 31 March 2012. During the year, 191662 new JLGs were promoted (36% growth over the previous year) and fresh loans to the extent of ₹1700.39 crore(48% increase over the previous year) was disbursed to JLGs by banks taking the cumulative number of JLGs to 3,32,707 and the cumulative loan disbursed to ₹2845.69 crore. The growth of JLGs in the country is less skewed than the SHGs with Odissa leading the table with over 53000 JLGs followed closely by West Bengal with nearly 49000 groups though southern region States top among the quantum of loans disbursed with almost 69% loans disbursed to JLGs in the region.



Fig. 9: JLGs – THE LEAP FORWARD



### Kamadhenu – JLGs of Women show the way

This is a unique success story of how groups of poor rural women can transform the economy of a whole region. In early 2011, the Mandal Mahila Samakhya (Block Level Federation of women SHGs)-MMS - in Chittoor District of Andhra Pradesh were deliberating on ways to improve their economic conditions. They realized that though there is heavy demand for milk, the production was lagging for want of supply as well as processing facilities. The State Government agreed to provide enough number of Bulk Milk Chilling Units to be operated by the MMS in the district provided they could arrange production and procurement of milk from the area. The next question was how to induct more number of milch animals into the area. At the instance of NABARD, they agreed to form Joint Liability Groups of Women members of SHGs of Federation to seek and obtain bank loans for purchase of milch animals. NABARD also agreed to kick start the programme on pilot basis by providing a loan of ₹5 crore for lending to these JLGs. Each member of the JLG was to be given loan for purchase of a dairy unit consisting of two milch animals each on the basis of the group guarantee. The MMS was given the responsibility of organizing the JLGs and

selection of beneficiaries and extending the loans through the SHGs and also for recovery of the loan instalments through purchase of milk by the BMCU managed by MMS. The State Animal Husbandry Department agreed to extend the necessary animal health and artificial insemination facilities to the dairy farmer members of MMS.

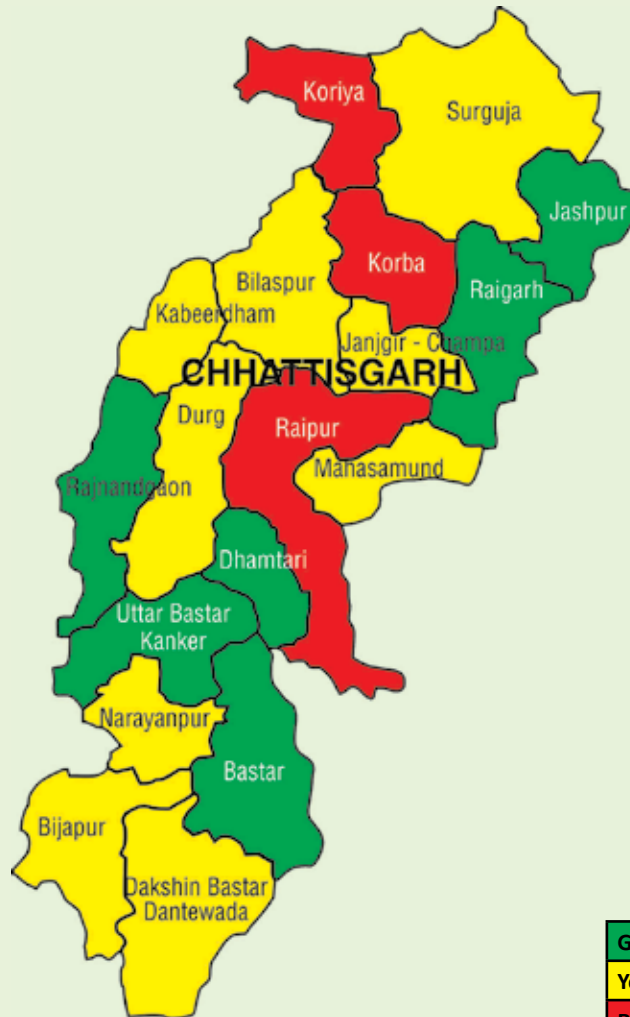
Once the project was launched in 2011, the response was beyond the expectations of the planners. By January 2012, as many as 12000 dairy units were financed under this initiative through over 2500 JLGs of women in the district involving an estimated bank loan of nearly ₹75 crore. 65 BMCUs have already become operational and 111 bank branches are now involved in lending for the JLGs under the programme. The milk procurement in the area is estimated to reach 5 lakh litres per day per MMS by December 2012 from a little over 2 lakh litres per day at the start of the programme a year back. The poor rural women in Chittoor District have demonstrated what they can achieve if necessary support is extended to them. This is what the Chief Minister of the State had to say about this initiative.

“The story of this transformation has the potential to become another “Amul” and needs to be replicated in other districts of the State. I would like to congratulate and commend the efforts of NABARD, the District Administration, and the bankers in the district for making the ‘Project Kamadhenu’ happen in the district and call upon other districts to emulate the experiment in their districts”.

# Fact sheet Priority States



## CHHATTISGARH : SHG coverage ratio

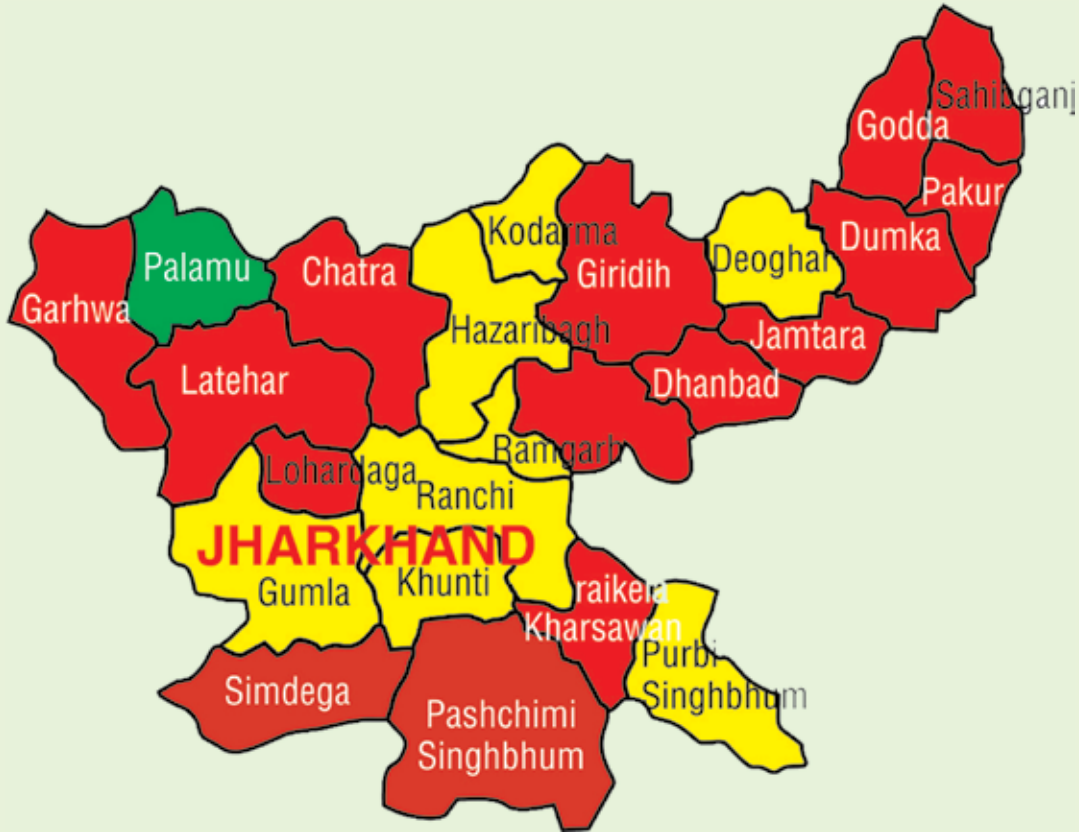


Green	Above 80%
Yellow	Between 50%-80%
Red	<50%

1	Potential Rural households to be covered	25.92 lakh	
2	Rural households covered* (SHG: savings linked)	16.88 lakh	
3	Districts with low coverage of SHGs	13 out of 18 districts	
4	Average savings/SHG (₹)	5694 National Average : 8230 Highest Priority State : Uttarakhand :12283	
5	Average credit disbursed/SHG (₹)	91790 National Average : 144046 Highest Priority State : Uttarakhand :148155	
		<b>2010-11</b>	<b>2011-12</b>
6.1	Loans issued No. of SHGs (lakh)	0.09	0.10
6.2	Loans issued (₹ crore)	58.99	92.59
7	Loans outstanding (₹ crore)	187.93	202.60
8	Gross NPA (₹ crore)	17.91	10.51
8.1	SGSY (₹ crore)	11.10	4.45
8.2	SHG (non-SGSY) (₹ crore)	6.81	6.06
9	No. of WSHG districts	10	

\* No. of SHGs x 13 members / SHG

## JHARKHAND : SHG coverage ratio

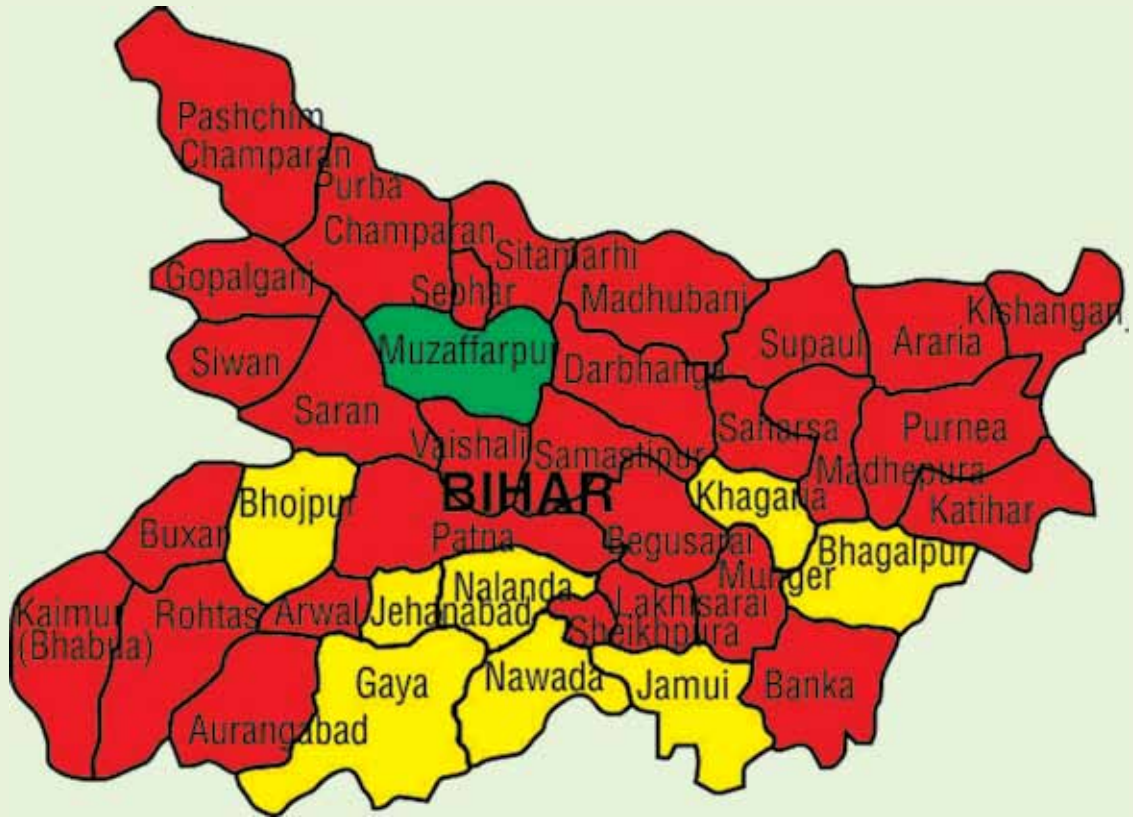


Green	Above 80%
Yellow	Between 50%-80%
Red	<50%

1	Potential Rural households to be covered	27.86 lakh
2	Rural households covered* (SHG: savings linked)	11.65 lakh
3	Districts with low coverage of SHGs	23 out of 24 districts
4	Average savings/SHG (₹)	7502 National Average : 8230 Highest Priority State : Uttarakhand :12283
5	Average credit disbursed/SHG (₹)	105823 National Average : 144046 Highest Priority State : Uttarakhand :148155
		<b>2010-11</b> <b>2011-12</b>
6.1	Loans issued No. of SHGs (lakh)	0.11      0.12
6.2	Loans issued (₹ crore)	143.33      127.41
7	Loans outstanding (₹ crore)	321.97      359.56
8	Gross NPA (₹ crore)	15.91      27.54
8.1	SGSY (₹ crore)	13.85      21.30
8.2	SHG (non-SGSY) (₹ crore)	2.06      6.24
9	No. of WSHG districts	18

\* No. of SHGs x 13 members / SHG

## BIHAR : SHG coverage ratio



Green	Above 80%
Yellow	Between 50%-80%
Red	<50%

1	Potential Rural households to be covered	73.51 lakh	
2	Rural households covered* (SHG: savings linked)	39.66 lakh	
3	Districts with low coverage of SHGs	37 out of 38 districts	
4	Average savings/SHG (₹)	4602 National Average : 8230 Highest Priority State : Uttarakhand :12283	
5	Average credit disbursed/SHG (₹)	101580 National Average : 144046 Highest Priority State : Uttarakhand :148155	
		<b>2010-11</b>	<b>2011-12</b>
6.1	Loans issued No. of SHGs (lakh)	0.32	0.39
6.2	Loans issued (₹ crore)	322.05	398.61
7	Loans outstanding (₹ crore)	796.03	1040.71
8	Gross NPA (₹ crore)	32.40	64.27
8.1	SGSY (₹ crore)	22.85	40.67
8.2	SHG (non-SGSY) (₹ crore)	9.55	23.60
9	No. of WSHG districts	16	

\* No. of SHGs x 13 members / SHG

## UTTAR PRADESH : SHG coverage ratio



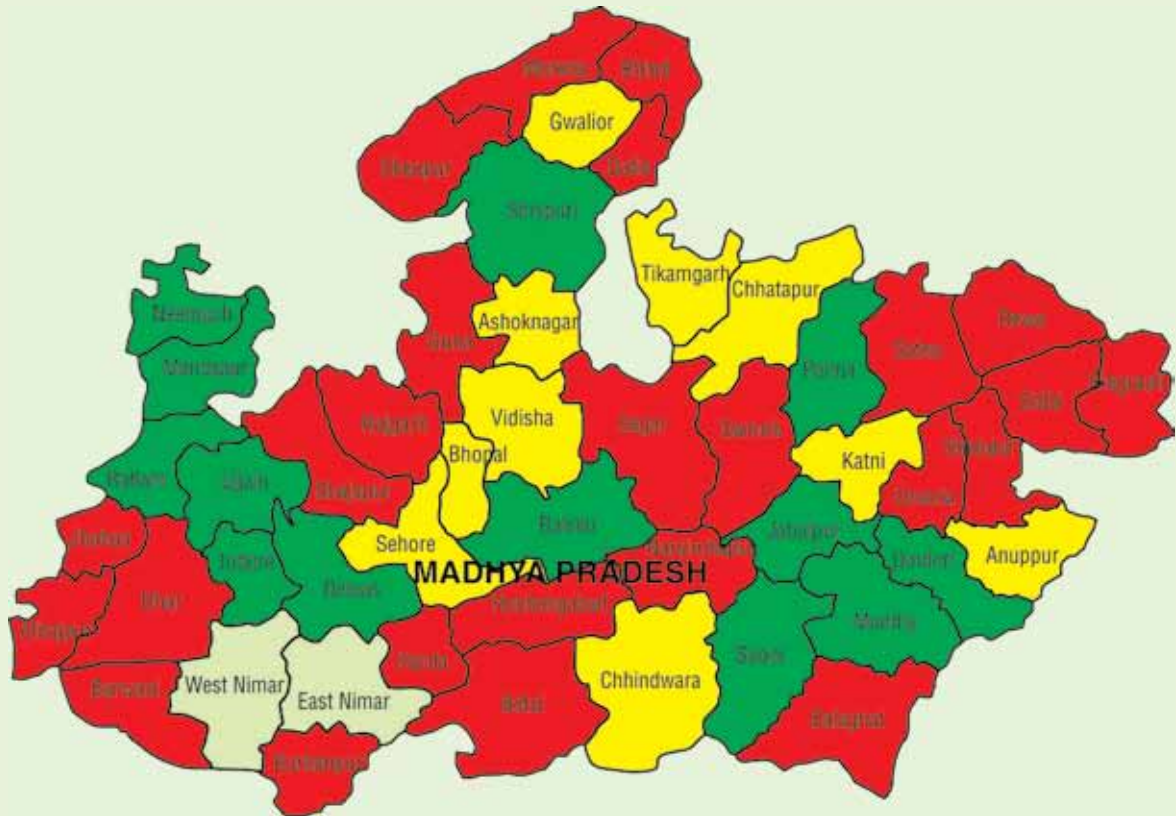
Green	Above 80%
Yellow	Between 50%-80%
Red	<50%

1	Potential Rural households to be covered	138.19 lakh	
2	Rural households covered* (SHG: savings linked)	61.25 lakh	
3	Districts with low coverage of SHGs	70 out of 75 districts	
4	Average savings/SHG (₹)	7815 National Average : 8230 Highest Priority State : Uttarakhand :12283	
5	Average credit disbursed/SHG (₹)	129115 National Average : 144046 Highest Priority State : Uttarakhand :148155	
		<b>2010-11</b>	<b>2011-12</b>
6.1	Loans issued No. of SHGs (lakh)	0.28	0.34
6.2	Loans issued ( ₹ crore)	384.25	445.41
7	Loans outstanding ( ₹ crore)	1691.00	2031.77
8	Gross NPA ( ₹ crore)	187.30	254.25
8.1	SGSY ( ₹ crore)	171.47	206.64
8.2	SHG (non-SGSY) ( ₹ crore)	15.83	47.61
9	No. of WSHG districts	8	

\* No. of SHGs x 13 members / SHG



## MADHYA PRADESH : SHG coverage ratio



Green	Above 80%
Yellow	Between 50%-80%
Red	<50%

1	Potential Rural households to be covered	62.09 lakh	
2	Rural households covered* (SHG: savings linked)	21.27 lakh	
3	Districts with low coverage of SHGs	37 out of 50 districts	
4	Average savings/SHG (₹)	6864 National Average : 8230 Highest Priority State : Uttarakhand : 12283	
5	Average credit disbursed/SHG (₹)	109064 National Average : 144046 Highest Priority State : Uttarakhand : 148155	
		<b>2010-11</b>	<b>2011-12</b>
6.1	Loans issued No. of SHGs (lakh)	0.08	0.09
6.2	Loans issued (₹ crore)	115.33	95.44
7	Loans outstanding (₹ crore)	379.53	414.08
8	Gross NPA (₹ crore)	42.82	92.94
8.1	SGSY (₹ crore)	31.56	24.26
8.2	SHG (non-SGSY) (₹ crore)	11.26	68.68
9	No. of WSHG districts	9	

\* No. of SHGs x 13 members / SHG

## RAJASTHAN : SHG coverage ratio

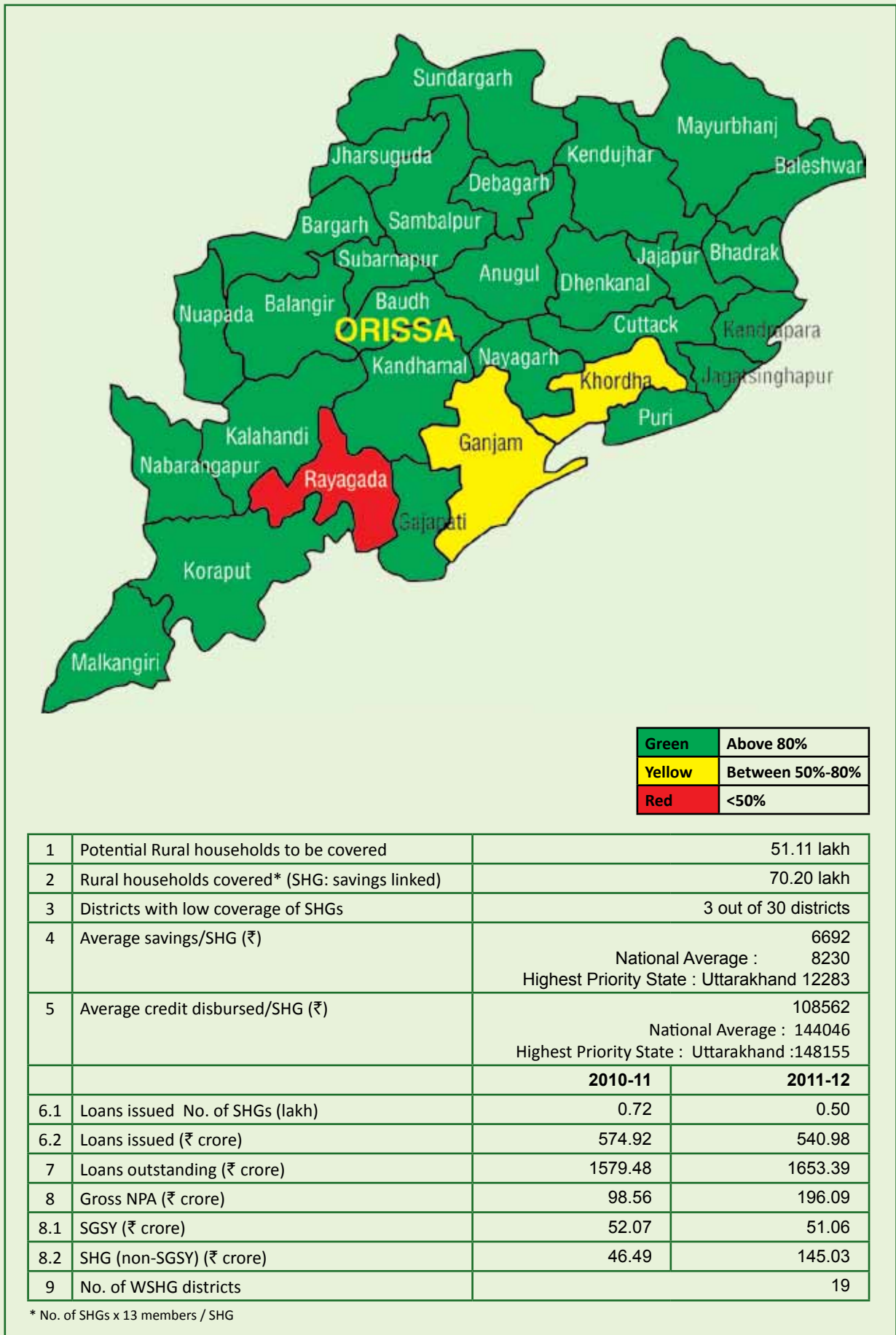


Green	Above 80%
Yellow	Between 50%-80%
Red	<50%

1	Potential Rural households to be covered	37.11 lakh	
2	Rural households covered* (SHG: savings linked)	32.72 lakh	
3	Districts with low coverage of SHGs	22 out of 33 districts	
4	Average savings/SHG (₹)	5081 National Average : 8230 Highest Priority State : Uttarakhand : 12283	
5	Average credit disbursed/SHG (₹)	96879 National Average : 144046 Highest Priority State : Uttarakhand : 148155	
		<b>2010-11</b>	<b>2011-12</b>
6.1	Loans issued No. of SHGs (lakh)	0.29	0.19
6.2	Loans issued (₹ crore)	198.15	182.73
7	Loans outstanding (₹ crore)	445.40	714.90
8	Gross NPA (₹ crore)	37.81	46.36
8.1	SGSY (₹ crore)	14.55	25.69
8.2	SHG (non-SGSY) (₹ crore)	23.26	20.67
9	No. of WSHG districts	4	

\* No. of SHGs x 13 members / SHG

## ODISHA : SHG coverage ratio



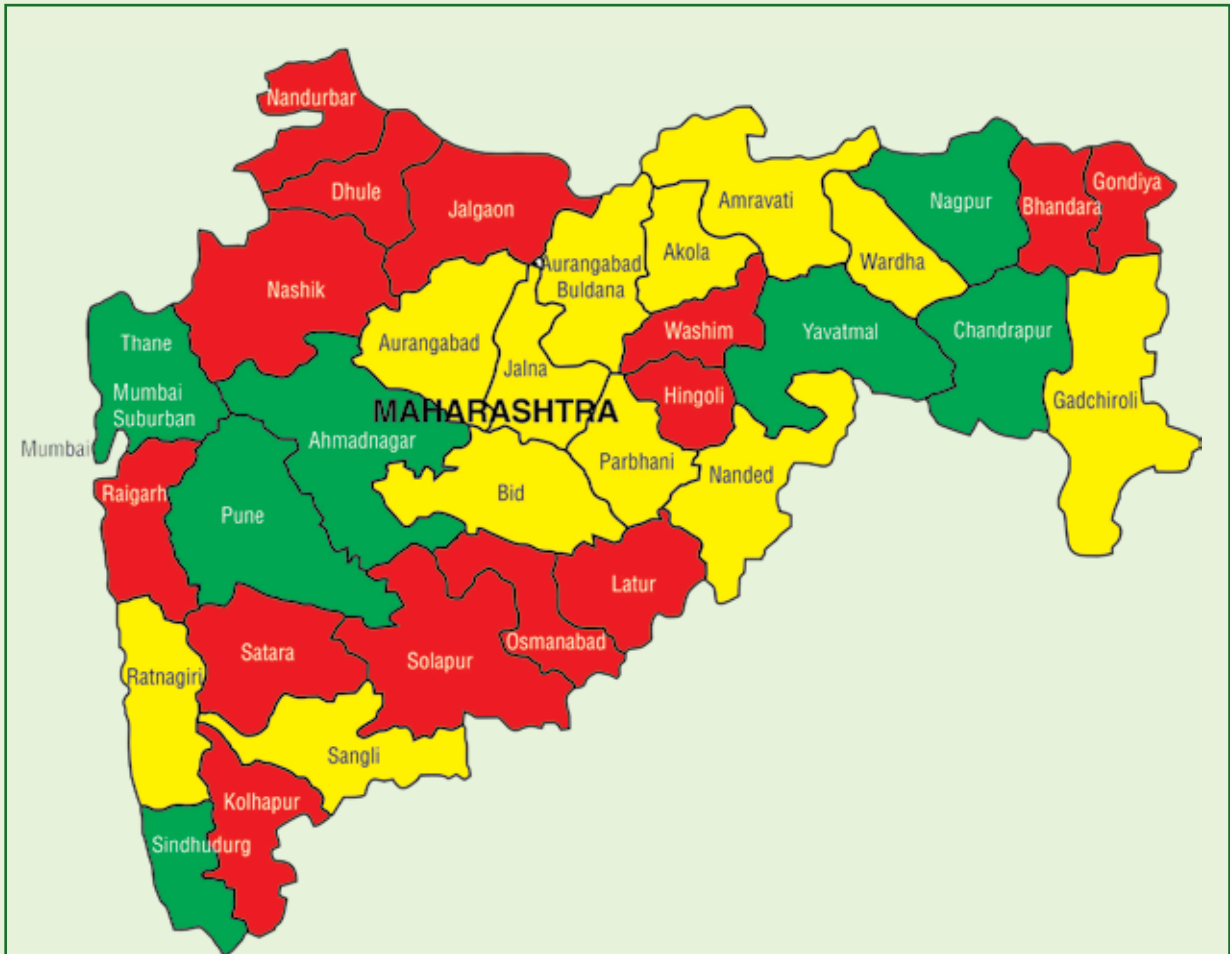
## WEST BENGAL : SHG coverage ratio



1	Potential Rural households to be covered	61.75 lakh	
2	Rural households covered* (SHG: savings linked)	89.11 lakh	
3	Districts with low coverage of SHGs	-	
4	Average savings/SHG (₹)	5499 National Average : 8230 Highest Priority State : Uttarakhand : 12283	
5	Average credit disbursed/SHG (₹)	55.581 National Average : 144046 Highest Priority State : Uttarakhand : 148155	
		<b>2010-11</b>	<b>2011-12</b>
6.1	Loans issued No. of SHGs (lakh)	1.32	0.99
6.2	Loans issued (₹ crore)	575.90	551.37
7	Loans outstanding (₹ crore)	1499.25	1570.03
8	Gross NPA (₹ crore)	34.20	48.90
8.1	SGSY (₹ crore)	19.69	27.99
8.2	SHG (non-SGSY) (₹ crore)	14.51	20.91
9	No. of WSHG districts	6	

\* No. of SHGs x 13 members / SHG

## MAHARASHTRA : SHG coverage ratio



Green	Above 80%
Yellow	Between 50%-80%
Red	<50%

1	Potential Rural households to be covered	104.39 lakh	
2	Rural households covered* (SHG: savings linked)	107.52 lakh	
3	Districts with low coverage of SHGs	26 out of 33 districts	
4	Average savings/SHG (₹)	8749 National Average : 8230 Highest Priority State : Uttarakhand : 12283	
5	Average credit disbursed/SHG (₹)	87988 National Average : 144046 Highest Priority State : Uttarakhand : 148155	
		<b>2010-11</b>	<b>2011-12</b>
6.1	Loans issued No. of SHGs (lakh)	0.63	0.68
6.2	Loans issued (₹ crore)	512.27	601.80
7	Loans outstanding (₹ crore)	1044.82	1162.54
8	Gross NPA (₹ crore)	81.62	103.40
8.1	SGSY (₹ crore)	29.82	58.51
8.2	SHG (non-SGSY) (₹ crore)	51.80	44.89
9	No. of WSHG districts	6	

\* No. of SHGs x 13 members / SHG

## UTTARAKHAND : SHG coverage ratio



Green	Above 80%
Yellow	Between 50%-80%
Red	<50%

1	Potential Rural households to be covered	5.92 lakh	
2	Rural households covered* (SHG: savings linked)	6.26 lakh	
3	Districts with low coverage of SHGs	9 out of 13 districts	
4	Average savings/SHG (₹)	12283 National Average : 8230 Highest Priority State : Uttarakhand :12283	
5	Average credit disbursed/SHG (₹)	148155 National Average : 144046 Highest Priority State : Uttarakhand :148155	
		<b>2010-11</b>	<b>2011-12</b>
6.1	Loans issued No. of SHGs (lakh)	0.04	0.05
6.2	Loans issued (₹ crore)	48.98	75.93
7	Loans outstanding (₹ crore)	106.93	131.84
8	Gross NPA (₹ crore)	6.00	9.34
8.1	SGSY (₹ crore)	4.02	5.66
8.2	SHG (non-SGSY) (₹ crore)	1.98	3.68
9	No. of WSHG districts	2	

\* No. of SHGs x 13 members / SHG

# Statements





**STATEMENT - I - A**
**Progress under Microfinance - Savings of SHGs with Banks  
Agency-wise position as on 31<sup>st</sup> March 2012**

(Amount ₹ lakh)

Sr. No.	Name of the Agency	Total Savings of SHGs with Banks as on 31 March 2012		Out of Total - Under SGSY		Out of Total - Exclusive Women SHGs	
		No. of SHGs	Saving Amount	No. of SHGs	Saving Amount	No. of SHGs	Saving Amount
1	Commercial Banks	4618086	415298.04	1231524	96581.37	3753064	339979.55
2	Regional Rural Banks	2127368	130013.93	691304	30194.22	1698705	103229.53
3	Cooperative Banks	1214895	109829.49	200192	12749.22	846917	67223.84
	<b>Total</b>	<b>7960349</b>	<b>655141.46</b>	<b>2123020</b>	<b>139524.81</b>	<b>6298686</b>	<b>510432.92</b>

**STATEMENT - I - B**
**Progress under Microfinance - Bank Loans disbursed to SHGs  
Agency-wise position during 2011-12**

(Amount ₹ lakh)

Sr. No.	Name of the Agency	Loans disbursed to SHGs by Banks during the year		Out of Total - Under SGSY		Out of Total -Exclusive Women SHGs	
		No. of SHGs	Loans disbursed	No. of SHGs	Loans disbursed	No. of SHGs	Loans disbursed
1	Commercial Banks	600807	994204.49	103865	132221.27	531292	861285.02
2	Regional Rural Banks	304809	502605.15	67873	98224.12	263478	455458.33
3	Cooperative Banks	242262	156667.23	38041	33910.83	128462	96458.98
	<b>Total</b>	<b>1147878</b>	<b>1653476.87</b>	<b>209779</b>	<b>264356.23</b>	<b>923232</b>	<b>1413202.32</b>

**STATEMENT - I - C**
**Progress under Microfinance - Bank Loans outstanding against SHGs  
Agency-wise position as on 31 March 2012**

(Amount ₹ lakh)

Sr. No.	Name of the Agency	Total Outstanding Bank Loans against SHGs		Out of Total - Under SGSY		Out of Total - Exclusive Women SHGs	
		No. of SHGs	Loan Outstanding	No. of SHGs	Loan Outstanding	No. of SHGs	Loan Outstanding
1	Commercial Banks	2617199	2581028.86	643100	490351.65	2275274	2187835.21
2	Regional Rural Banks	1293809	861357.81	476063	259879.86	1069035	734845.10
3	Cooperative Banks	443434	191613.51	97165	55251.72	305099	123848.10
	<b>Total</b>	<b>4354442</b>	<b>3634000.18</b>	<b>1216328</b>	<b>805483.23</b>	<b>3649408</b>	<b>3046528.41</b>

**STATEMENT - I - D**

**Progress under Microfinance - Non Performing Assets of Banks against SHGs Loans Outstanding - Agency-wise position as on 31<sup>st</sup> March 2012**

(Amount ₹ lakh)

Sr. No.	Name of the Agency	Non Performing Assets of Banks against SHGs Loans Outstanding - Agency-wise			Out of total - Bank loans O/S & NPAs against SGSY SHGs		
		Bank Loans Outstanding against SHGs	Amount of NPAs	Percentage of NPAs to Total loans Outstanding	Bank Loans Outstanding against SHGs	Amount of NPAs	Percentage of NPAs to Total loans Outstanding
1	Commercial Banks	2581028.86	165541.56	6.41	490351.65	44594.48	9.09
2	Regional Rural Banks	861357.81	42634.18	4.95	259879.86	16382.70	6.30
3	Cooperative Banks	191613.51	13097.44	6.84	55251.72	4763.77	8.62
	<b>Total</b>	<b>3634000.18</b>	<b>221273.18</b>	<b>6.09</b>	<b>805483.23</b>	<b>65740.95</b>	<b>8.16</b>

**STATEMENT - I - E**

**Agency wise Bank Loans provided to MFIs during 2011-12 and loans outstanding as on 31 March 2012**

(Amount ₹ lakh)

Sr. No.	Name of the Agency	Loans disbursed by Banks / FIs to MFIs during the year		Bank Loans Outstanding against MFIs as on 31 March 2012	
		No.of MFIs	Amount	No.of MFIs	Amount
1	Commercial Banks	336	495097.67	1684	981098.13
2	Regional Rural Banks	113	1328.29	128	3750.94
3	Cooperative Banks	4	160.79	19	474.70
	<b>Sub Total</b>	<b>453</b>	<b>496586.75</b>	<b>1831</b>	<b>985323.77</b>
4	SIDBI	12	23942.00	129	159711.16
	<b>Total</b>	<b>465</b>	<b>520528.75</b>	<b>1960</b>	<b>1145034.93</b>

**STATEMENT - II- A**
**Progress under Microfinance - Savings of SHGs with Banks  
Region-wise/ State-wise/ Agency-wise position as on 31 March 2012**

(Amount ₹ lakh)

Sr. No.	Region/State	Commercial Banks		Regional Rural Banks		Cooperative Banks		Total	
		No. of SHGs	Savings Amount	No. of SHGs	Savings Amount	No. of SHGs	Savings Amount	No. of SHGs	Savings Amount
<b>A</b>	<b>NORTHERN REGION</b>								
1	Chandigarh	619	102.10	0	0.00	0	0.00	619	102.10
2	Haryana	22655	1618.17	18114	1848.28	3415	211.90	44184	3678.35
3	Himachal Pradesh	29621	1362.48	7101	868.17	28919	1057.97	65641	3288.62
4	Jammu & Kashmir	4324	341.00	774	22.34	1251	69.74	6349	433.08
5	New Delhi	3451	299.59	0	0.00	85	25.43	3536	325.02
6	Punjab	27600	3967.79	4257	286.50	5486	408.32	37343	4662.61
7	Rajasthan	108277	4168.29	67927	4268.20	75450	4350.61	251654	12787.10
	<b>Total</b>	<b>196547</b>	<b>11859.42</b>	<b>98173</b>	<b>7293.49</b>	<b>114606</b>	<b>6123.97</b>	<b>409326</b>	<b>25276.88</b>
<b>B</b>	<b>NORTH EASTERN REGION</b>								
1	Assam	102764	5991.53	149291	3039.10	24510	815.35	276565	9845.98
2	Arunachal Pradesh	6983	103.14	959	54.20	421	28.98	8363	186.32
3	Manipur	5955	103.34	5784	106.06	972	9.98	12711	219.38
4	Meghalaya	9057	231.30	2507	143.16	2527	40.28	14091	414.74
5	Mizoram	2104	43.57	2202	507.04	670	22.30	4976	572.91
6	Nagaland	6353	132.93	679	50.99	3679	190.56	10711	374.48
7	Sikkim	4626	178.21	0	0.00	654	81.79	5280	260.00
8	Tripura	11636	252.68	16696	2736.28	5689	388.99	34021	3377.95
	<b>Total</b>	<b>149478</b>	<b>7036.69</b>	<b>178118</b>	<b>6636.83</b>	<b>39122</b>	<b>1578.23</b>	<b>366718</b>	<b>15251.75</b>
<b>C</b>	<b>EASTERN REGION</b>								
1	A & N Islands (UT)	1699	50.21	0	0.00	3822	81.07	5521	131.28
2	Bihar	150445	9741.92	154668	4300.44	0	0.00	305113	14042.36
3	Jharkhand	58869	5133.27	30734	1588.48	0	0.00	89603	6721.75
4	Odisha	235829	12366.26	226745	17948.26	77455	5821.89	540029	36136.41
5	West Bengal	350641	23145.43	199733	6505.83	135074	8043.15	685448	37694.40
	<b>Total</b>	<b>797483</b>	<b>50437.08</b>	<b>611880</b>	<b>30343.01</b>	<b>216351</b>	<b>13946.11</b>	<b>1625714</b>	<b>94726.20</b>
<b>D</b>	<b>CENTRAL REGION</b>								
1	Chhattisgarh	47850	2649.77	58756	3596.71	23248	1147.98	129854	7394.46
2	Madhya Pradesh	85730	8444.15	64452	2337.03	13406	447.87	163588	11229.05
3	Uttar Pradesh	196140	26179.94	265849	10409.82	9195	231.68	471184	36821.44
4	Uttarakhand	24377	4160.55	16019	1397.83	7745	354.89	48141	5913.27
	<b>Total</b>	<b>354097</b>	<b>41434.41</b>	<b>405076</b>	<b>17741.39</b>	<b>53594</b>	<b>2182.43</b>	<b>812767</b>	<b>61358.23</b>
<b>E</b>	<b>WESTERN REGION</b>								
1	Goa	5400	491.72	0	0.00	3014	376.98	8414	868.70
2	Gujarat	136741	9767.96	58713	2982.96	31172	1212.31	226626	13963.23
3	Maharashtra	430614	45357.05	94519	3882.05	301914	23122.65	827047	72361.75
	<b>Total</b>	<b>572755</b>	<b>55616.73</b>	<b>153232</b>	<b>6865.01</b>	<b>336100</b>	<b>24711.94</b>	<b>1062087</b>	<b>87193.68</b>
<b>F</b>	<b>SOUTHERN REGION</b>								
1	Andhra Pradesh	1062591	114991.38	405904	31827.84	27409	2196.34	1495904	149015.56
2	Karnataka	260010	39995.55	176156	23425.98	192477	36791.34	628643	100212.87
3	Kerala	494562	31602.93	42879	1264.23	78273	8503.95	615714	41371.11
4	Lakshadweep	171	12.48	0	0.00	0	0.00	171	12.48
5	Puducherry	11485	886.21	3242	301.50	3186	495.20	17913	1682.91
6	Tamil Nadu	718907	61425.14	52708	4314.65	153777	13299.98	925392	79039.77
	<b>Total</b>	<b>2547726</b>	<b>248913.70</b>	<b>680889</b>	<b>61134.20</b>	<b>455122</b>	<b>61286.81</b>	<b>3683737</b>	<b>371334.70</b>
	<b>GRAND TOTAL</b>	<b>4618086</b>	<b>415298.04</b>	<b>2127368</b>	<b>130013.93</b>	<b>1214895</b>	<b>109829.49</b>	<b>7960349</b>	<b>655141.45</b>

STATEMENT - II- B

Progress under Microfinance - Bank Loans disbursed during the year  
Region-wise/ State-wise/ Agency-wise position during the year 2011-12

(Amount ₹ lakh)

Sr. No.	Region/State	Commercial Banks		Regional Rural Banks		Cooperative Banks		Total	
		No. of SHGs	Loans Disbursed Amount	No. of SHGs	Loans Disbursed Amount	No. of SHGs	Loans Disbursed Amount	No. of SHGs	Loans Disbursed Amount
<b>A NORTHERN REGION</b>									
1	Chandigarh	48	55.87	0	0.00	0	0.00	48	55.87
2	Haryana	1682	3248.44	2056	2760.07	127	187.42	3865	6195.93
3	Himachal Pradesh	1274	1651.26	752	690.91	2243	2982.29	4269	5324.46
4	Jammu & Kashmir	513	301.73	255	349.35	245	152.62	1013	803.70
5	New Delhi	511	507.98	0	0.00	0	0.00	511	507.98
6	Punjab	1154	1716.27	516	177.48	513	488.14	2183	2381.89
7	Rajasthan	4323	6789.74	7752	6053.51	6787	5430.12	18862	18273.37
	<b>Total</b>	<b>9505</b>	<b>14271.29</b>	<b>11331</b>	<b>10031.32</b>	<b>9915</b>	<b>9240.59</b>	<b>30751</b>	<b>33543.20</b>
<b>B NORTH EASTERN REGION</b>									
1	Assam	10072	8228.09	16279	8691.61	1661	1827.28	28012	18746.98
2	Arunachal Pradesh	48	94.12	15	24.50	67	39.34	130	157.96
3	Manipur	828	554.37	433	185.65	47	117.50	1308	857.52
4	Meghalaya	168	138.87	391	220.21	132	130.14	691	489.22
5	Mizoram	7	11.48	542	640.18	26	38.54	575	690.20
6	Nagaland	466	475.86	44	112.31	352	33.12	862	621.29
7	Sikkim	356	324.08	0	0.00	40	99.62	396	423.70
8	Tripura	1104	1729.29	16301	19469.51	1624	1943.07	19029	23141.87
	<b>Total</b>	<b>13049</b>	<b>11556.16</b>	<b>34005</b>	<b>29343.97</b>	<b>3949</b>	<b>4228.61</b>	<b>51003</b>	<b>45128.74</b>
<b>C EASTERN REGION</b>									
1	A & N Islands (UT)	114	108.25	0	0.00	596	461.75	710	570.00
2	Bihar	21525	20421.27	17716	19439.67	0	0.00	39241	39860.94
3	Jharkhand	7839	7561.53	4201	5179.54	0	0.00	12040	12741.07
4	Odisha	22264	29811.09	20068	17832.41	7499	6454.08	49831	54097.58
5	West Bengal	35385	25956.46	20667	22277.88	43327	6902.21	99379	55136.55
	<b>Total</b>	<b>87127</b>	<b>83858.60</b>	<b>62652</b>	<b>64729.50</b>	<b>51422</b>	<b>13818.04</b>	<b>201201</b>	<b>162406.15</b>
<b>D CENTRAL REGION</b>									
1	Chhattisgarh	2926	4402.77	6047	4250.51	1114	605.56	10087	9258.84
2	Madhya Pradesh	5064	7246.41	3095	1493.52	592	804.27	8751	9544.20
3	Uttar Pradesh	16975	21385.92	13994	22567.76	3528	587.15	34497	44540.83
4	Uttarakhand	2906	5726.90	1177	1147.23	1042	718.83	5125	7592.96
	<b>Total</b>	<b>27871</b>	<b>38762.00</b>	<b>24313</b>	<b>29459.02</b>	<b>6276</b>	<b>2715.81</b>	<b>58460</b>	<b>70936.83</b>
<b>E WESTERN REGION</b>									
1	Goa	683	973.21	0	0.00	1629	1015.63	2312	1988.84
2	Gujarat	19281	6873.62	8001	5122.88	3054	1120.33	30336	13116.83
3	Maharashtra	26888	36109.00	7268	10243.20	34240	13827.83	68396	60180.02
	<b>Total</b>	<b>46852</b>	<b>43955.83</b>	<b>15269</b>	<b>15366.08</b>	<b>38923</b>	<b>15963.79</b>	<b>101044</b>	<b>75285.69</b>
<b>F SOUTHERN REGION</b>									
1	Andhra Pradesh	256040	538466.73	115843	265267.56	6643	13407.76	378526	817142.05
2	Karnataka	36708	74806.16	23550	50562.96	27685	37580.09	87943	162949.21
3	Kerala	37955	56071.46	4215	5611.22	13072	23732.76	55242	85415.45
4	Lakshadweep	8	1.15	0	0.00	0	0.00	8	1.15
5	Puducherry	2030	3199.48	1041	1917.83	727	2259.56	3798	7376.87
6	Tamil Nadu	83662	129255.63	12590	30315.69	83650	33720.22	179902	193291.54
	<b>Total</b>	<b>416403</b>	<b>801800.61</b>	<b>157239</b>	<b>353675.26</b>	<b>131777</b>	<b>110700.39</b>	<b>705419</b>	<b>1266176.27</b>
	<b>Grand Total</b>	<b>600807</b>	<b>994204.49</b>	<b>304809</b>	<b>502605.15</b>	<b>242262</b>	<b>156667.23</b>	<b>1147878</b>	<b>1653476.87</b>

**STATEMENT - II-C**
**Progress under Microfinance - Bank Loans outstanding against SHGs  
Region-wise/ State-wise/ Agency-wise position as on 31 March 2012**

(Amount ₹ lakh)

Sr. No.	Region/State	Commercial Banks		Regional Rural Banks		Cooperative Banks		Total	
		No. of SHGs	Loans O/S Amount	No. of SHGs	Loans O/S Amount	No. of SHGs	Loans O/S Amount	No. of SHGs	Loans O/S Amount
<b>NORTHERN REGION</b>									
1	Chandigarh	213	191.99	0	0.00	0	0.00	213	191.99
2	Haryana	13335	12653.72	7483	7325.41	615	595.88	21433	20575.01
3	Himachal Pradesh	21906	5759.12	3206	2260.53	10760	6070.68	35872	14090.33
4	Jammu & Kashmir	1532	921.58	626	492.68	980	232.84	3138	1647.10
5	New Delhi	1120	1419.99	0	0.00	0	0.00	1120	1419.99
6	Punjab	8318	5883.89	2582	1587.48	4404	941.49	15304	8412.86
7	Rajasthan	76367	45865.52	26354	13667.16	32240	11957.57	134961	71490.25
	<b>Total</b>	<b>122791</b>	<b>72695.81</b>	<b>40251</b>	<b>25333.26</b>	<b>48999</b>	<b>19798.46</b>	<b>212041</b>	<b>117827.53</b>
<b>NORTH EASTERN REGION</b>									
1	Assam	55820	34048.27	52330	24105.10	9659	4868.27	117809	63021.64
2	Arunachal Pradesh	222	192.16	72	67.24	67	31.73	361	291.13
3	Manipur	3661	1789.36	2141	504.77	5	6.05	5807	2300.18
4	Meghalaya	1539	645.32	898	499.62	132	249.70	2569	1394.64
5	Mizoram	155	313.19	2202	3651.64	26	38.54	2383	4003.37
6	Nagaland	1933	1228.83	71	162.94	748	398.02	2752	1789.79
7	Sikkim	2499	1083.92	0	0.00	62	124.35	2561	1208.27
8	Tripura	6845	5413.71	15652	17450.96	2677	2453.14	25174	25317.81
	<b>Total</b>	<b>72674</b>	<b>44714.76</b>	<b>73366</b>	<b>46442.27</b>	<b>13376</b>	<b>8169.80</b>	<b>159416</b>	<b>99326.83</b>
<b>EASTERN REGION</b>									
1	A & N Islands (UT)	176	104.75	0	0.00	1173	505.77	1349	610.52
2	Bihar	80330	56964.30	142703	47107.04	0	0.00	223033	104071.34
3	Jharkhand	40924	27722.47	22412	8233.48	0	0.00	63336	35955.95
4	Odisha	145419	106033.57	139064	45160.33	30186	14144.76	314669	165338.66
5	West Bengal	202109	90379.42	123557	57356.35	57276	9267.60	382942	157003.37
	<b>Total</b>	<b>468958</b>	<b>281204.51</b>	<b>427736</b>	<b>157857.20</b>	<b>88635</b>	<b>23918.13</b>	<b>985329</b>	<b>462979.84</b>
<b>CENTRAL REGION</b>									
1	Chhattisgarh	14356	11356.71	36102	8018.04	2827	884.82	53285	20259.57
2	Madhya Pradesh	28512	28703.51	29467	11116.38	2836	1588.26	60815	41408.15
3	Uttar Pradesh	105729	135844.71	102544	65746.54	4649	1585.72	212922	203176.97
4	Uttarakhand	14031	8032.12	6858	3316.82	4541	1835.50	25430	13184.44
	<b>Total</b>	<b>162628</b>	<b>183937.05</b>	<b>174971</b>	<b>88197.78</b>	<b>14853</b>	<b>5894.29</b>	<b>352452</b>	<b>278029.13</b>
<b>WESTERN REGION</b>									
1	Goa	1336	1071.19	0	0.00	1629	1419.94	2965	2491.13
2	Gujarat	56164	13254.30	13444	3864.25	2887	514.63	72495	17633.18
3	Maharashtra	114666	82620.74	26066	19045.30	73280	14587.94	214012	116253.99
	<b>Total</b>	<b>172166</b>	<b>96946.24</b>	<b>39510</b>	<b>22909.55</b>	<b>77796</b>	<b>16522.51</b>	<b>289472</b>	<b>136378.30</b>
<b>SOUTHERN REGION</b>									
1	Andhra Pradesh	983432	1117474.82	396921	409352.54	20642	7344.90	1400995	1534172.26
2	Karnataka	121794	243474.94	81643	69693.51	63541	33819.72	266978	346988.17
3	Kerala	120048	141439.13	12495	10567.44	27300	25916.07	159843	177922.64
4	Lakshadweep	35	12.10	0	0.00	0	0.00	35	12.10
5	Puducherry	10865	12121.98	1380	1503.11	1433	2811.49	13678	16436.58
6	Tamil Nadu	381808	387007.52	45536	29501.15	86859	47418.14	514203	463926.81
	<b>Total</b>	<b>1617982</b>	<b>1901530.49</b>	<b>537975</b>	<b>520617.75</b>	<b>199775</b>	<b>117310.32</b>	<b>2355732</b>	<b>2539458.56</b>
	<b>Grand Total</b>	<b>2617199</b>	<b>2581028.86</b>	<b>1293809</b>	<b>861357.81</b>	<b>443434</b>	<b>191613.51</b>	<b>4354442</b>	<b>3634000.18</b>



**STATEMENT - III-A(i)**
**Progress under Microfinance - Savings of SHGs with Public Sector  
Commercial Banks as on 31 March 2012**

(Amount ₹ lakh)

Sr. No.	Name of the Bank	Details of SHGs Saving linked with Banks			Out of Total SHGs Under SGSY Scheme			Out of Total SHGs Exclusive Women SHGs		
		No. of SHGs	No. of Members	Savings Amount	No. of SHGs	No. of Members	Savings Amount	No. of SHGs	No. of Members	Savings Amount
<b>NORTHERN REGION</b>										
<b>Chandigarh</b>										
1	Bank of Baroda	119	190	35.00	6	60	5.52	119	190	35.00
2	Canara Bank	10	126	1.73	0	0	0.00	10	126	1.73
3	Indian Bank	18	324	0.11	16	256	0.06	18	321	0.11
4	Oriental Bank of Commerce	259	2375	43.22	69	748	7.05	127	1006	13.28
5	Union Bank of India	213	2556	22.04	25	296	2.55	166	1992	17.18
	<b>Total</b>	<b>619</b>	<b>5571</b>	<b>102.10</b>	<b>116</b>	<b>1360</b>	<b>15.18</b>	<b>440</b>	<b>3635</b>	<b>67.30</b>
<b>Haryana</b>										
1	Allahabad Bank	139	1390	9.50	139	1390	9.50	110	1100	7.02
2	Bank of Baroda	118	180	35.00	6	60	5.52	118	180	35.00
3	Bank of India	152	1468	45.60	152	1468	45.60	42	340	3.10
4	Canara Bank	486	5197	57.23	418	4279	46.72	401	4009	35.03
5	Central Bank of India	655	7220	51.00	586	6433	39.00	438	4822	28.00
6	Corporation Bank	0	0	0.00	0	0	0.00	0	0	0.00
7	Dena Bank	25	0	15.00	0	0	0.00	0	0	0.00
8	IDBI Bank	8	96	0.96	NA	NA	NA	3	37	0.37
9	Indian Bank	252	4536	80.10	91	1456	2.21	249	4491	79.30
10	Indian Overseas Bank	19	243	3.00	8	102	1.00	15	192	1.00
11	Oriental Bank of Commerce	759	7575	30.66	577	4146	29.88	577	4146	29.88
12	Punjab National Bank	11495	114950	708.10	5619	56190	381.88	8849	88490	595.97
13	Punjab & Sind Bank	762	7685	53.21	762	7685	53.21	458	4658	32.82
14	State Bank of India	5874	70488	210.00	2958	35493	116.00	5036	60427	173.00
15	State Bank of Patiala	1053	15920	161.69	640	9050	76.20	510	7150	61.20
16	Syndicate Bank	442	4457	27.17	325	3474	14.73	268	2955	19.04
17	UCO Bank	121	1350	26.00	52	477	10.00	121	1350	26.00
18	Union Bank of India	145	2030	96.05	17	235	11.11	120	1680	79.49
19	Vijaya Bank	37	396	7.87	9	93	1.24	36	383	7.37
	<b>Total</b>	<b>22542</b>	<b>245181</b>	<b>1618.14</b>	<b>12359</b>	<b>132031</b>	<b>843.80</b>	<b>17351</b>	<b>186410</b>	<b>1213.59</b>
<b>Himachal Pradesh</b>										
1	Allahabad Bank	14	140	1.20	14	140	1.20	14	140	1.20
2	Bank of Baroda	120	1200	12.22	0	0	0.00	1	10	0.50
3	Bank of India	58	485	11.85	51	485	11.85	0	0	0.00
4	Canara Bank	129	1540	5.20	70	680	1.89	120	1690	3.35
5	Central Bank of India	424	4371	50.00	350	3665	37.00	334	3483	35.00
6	Indian Bank	45	810	2.27	13	208	0.75	45	802	2.25
7	Punjab National Bank	18567	185670	603.24	468	4680	52.69	12807	128070	460.43
8	Punjab & Sind Bank	62	625	8.98	12	122	1.39	40	408	5.62
9	State Bank of India	7222	86664	131.00	841	10096	14.00	5778	69341	105.00
10	State Bank of Patiala	1865	27975	144.26	805	12520	110.50	660	8615	102.50
11	Syndicate Bank	1	15	0.06	0	0	0.00	0	0	0.00
12	UCO Bank	1114	11742	392.20	696	7670	233.65	818	9255	329.60
	<b>Total</b>	<b>29621</b>	<b>321237</b>	<b>1362.48</b>	<b>3320</b>	<b>40266</b>	<b>464.92</b>	<b>20617</b>	<b>221814</b>	<b>1045.45</b>

**STATEMENT - III-A(i) (contd.)**

(Amount ₹ lakh)

Sr. No.	Name of the Bank	Details of SHGs Saving linked with Banks			Out of Total SHGs - Under SGSY Scheme			Out of Total SHGs Exclusive Women SHGs		
		No. of SHGs	No. of Members	Savings Amount	No. of SHGs	No. of Members	Savings Amount	No. of SHGs	No. of Members	Savings Amount
<b>Jammu &amp; Kashmir</b>										
1	Bank of Baroda	100	1000	6.50	0	0	0.00	27	270	10.00
2	Canara Bank	6	84	1.20	6	84	1.20	6	84	1.20
3	Central Bank of India	21	196	2.00	21	196	2.00	21	196	2.00
4	Punjab National Bank	330	3300	11.94	191	1910	7.18	283	2830	11.76
5	Punjab & Sind Bank	3	34	0.18	3	34	0.18	3	34	0.18
6	State Bank of India	2234	26808	170.00	271	3246	19.00	1787	21449	135.00
	<b>Total</b>	<b>2694</b>	<b>31422</b>	<b>191.82</b>	<b>492</b>	<b>5470</b>	<b>29.56</b>	<b>2127</b>	<b>24863</b>	<b>160.14</b>
<b>New Delhi</b>										
1	Allahabad Bank	30	320	1.00	0	0	0.00	30	320	1.00
2	Bank of Baroda	429	4290	62.29	4	40	6.18	424	3160	60.88
3	Canara Bank	55	504	1.66	2	20	0.06	55	504	1.66
4	Central Bank of India	8	82	0.30	0	0	0.00	8	82	0.30
5	Corporation Bank	54	972	16.20	0	0	0.00	54	972	16.20
6	IDBI Bank	16	160	1.82	0	0	0.00	6	60	0.45
7	Indian Bank	573	10314	51.67	24	384	0.41	567	10211	51.15
8	Punjab National Bank	856	8560	98.05	0	0	0.00	790	7900	97.09
9	Punjab & Sind Bank	13	111	0.87	0	0	0.00	13	111	0.87
10	State Bank of India	1365	16380	32.00	208	2496	7.00	1365	16380	32.00
11	Union Bank of India	43	516	33.73	5	60	3.90	37	444	29.02
	<b>Total</b>	<b>3442</b>	<b>42209</b>	<b>299.59</b>	<b>243</b>	<b>3000</b>	<b>17.55</b>	<b>3349</b>	<b>40144</b>	<b>290.62</b>
<b>Punjab</b>										
1	Allahabad Bank	314	3211	10.20	8	80	0.51	97	982	3.11
2	Bank of Baroda	138	1380	50.00	0	0	0.00	138	1380	50.00
3	Bank of India	338	3070	53.98	319	2899	50.47	313	2836	50.06
4	Bank of Maharashtra	2	20	0.01	2	20	0.01	0	0	0.00
5	Canara Bank	165	1992	9.99	80	802	3.45	141	1560	7.82
6	Central Bank of India	556	6203	66.00	473	5408	62.00	365	4229	43.00
7	Corporation Bank	4	45	0.65	0	0	0.00	0	0	0.00
8	Dena Bank	23	230	20.08	0.00	0.00	0.00	0.00	0.00	0.00
9	IDBI Bank	6	60	0.58	0	0	0.00	5	50	0.42
10	Indian Bank	580	10440	366.34	95	1520	3.65	574	10336	362.68
11	Indian Overseas Bank	12159	153203	912.00	5896	74290	325.00	11589	146021	724.00
12	Oriental Bank of Commerce	815	6626	64.71	288	2862	34.53	696	5609	52.37
13	Punjab National Bank	4845	48450	1957.86	1401	14010	1461.86	3282	32820	1594.64
14	Punjab & Sind Bank	1477	15449	83.80	871	9286	35.54	956	10080	48.97
15	State Bank of India	4141	49692	92.00	869	10423	19.00	3314	39763	73.00
16	State Bank of Patiala	1296	19540	208.71	710	10210	80.10	515	7510	78.10
17	Syndicate Bank	13	136	1.05	2	20	0.02	13	136	1.05
18	UCO Bank	279	2964	28.51	130	1292	11.31	279	2964	28.51
19	Union Bank of India	107	1284	37.32	12	148	4.32	91	1092	31.74
20	Vijaya Bank	63	671	3.86	29	290	2.48	62	661	3.86
	<b>Total</b>	<b>27321</b>	<b>324666</b>	<b>3967.65</b>	<b>11185</b>	<b>133560</b>	<b>2094.25</b>	<b>22430</b>	<b>268029</b>	<b>3153.33</b>



**STATEMENT - III-A(i) (contd.)**

(Amount ₹ lakh)

Sr. No.	Name of the Bank	Details of SHGs Saving linked with Banks			Out of Total SHGs - Under SGSY Scheme			Out of Total SHGs - Exclusive Women SHGs		
		No. of SHGs	No. of Members	Savings Amount	No. of SHGs	No. of Members	Savings Amount	No. of SHGs	No. of Members	Savings Amount
<b>Rajasthan</b>										
1	Allahabad Bank	361	3808	21.75	361	3808	21.75	361	3808	21.75
2	Bank of Baroda	15036	132995	1150.95	3734	35466	273.37	8910	106211	738.08
3	Bank of India	776	7760	27.98	205	2050	16.72	708	7080	25.32
4	Bank of Maharashtra	11	110	0.06	8	80	0.04	8	80	0.04
5	Canara Bank	250	3570	5.53	120	1484	2.10	145	1635	3.22
6	Central Bank of India	1070	10702	134.00	787	8075	39.00	764	7643	113.00
7	Dena Bank	10	100	5.01	0.00	0.00	0.00	0.00	0.00	0.00
8	IDBI Bank	12	120	1.61	0	0	0.00	8	80	0.40
9	Indian Bank	182	3276	12.33	75	1200	1.05	180	3243	12.21
10	Indian Overseas Bank	1585	19971	110.00	252	3175	11.00	1252	15775	75.00
11	Oriental Bank of Commerce	2704	17371	50.57	141	1520	17.74	2434	13204	24.90
12	Punjab National Bank	22239	222390	1156.50	11615	116150	943.84	19363	193630	819.70
13	Punjab & Sind Bank	184	1840	9.75	184	1840	9.75	51	510	3.60
14	State Bank of Bikaner & Jaipur	47678	709295	620.21	13262	195022	167.54	41687	620345	543.51
15	State Bank of India	12062	144744	379.00	3818	45768	177.00	12062	144744	379.00
16	Syndicate Bank	7	84	1.12	7	84	1.12	7	84	1.12
17	UCO Bank	2254	23525	340.15	1585	15953	303.97	1460	5705	162.19
18	Union Bank of India	676	6760	55.65	78	782	6.44	641	6410	52.77
19	Vijaya Bank	14	112	0.67	0	0	0.00	5	35	0.28
	<b>Total</b>	<b>107111</b>	<b>1308533</b>	<b>4082.84</b>	<b>36232</b>	<b>432457</b>	<b>1992.43</b>	<b>90046</b>	<b>1130222</b>	<b>2976.09</b>
	<b>Total Northern Region</b>	<b>193350</b>	<b>2278819</b>	<b>11624.62</b>	<b>63947</b>	<b>748144</b>	<b>5457.69</b>	<b>156360</b>	<b>1875117</b>	<b>8906.51</b>
<b>NORTH EASTERN REGION</b>										
<b>Assam</b>										
1	Allahabad Bank	4522	45217	717.65	4392	43946	698.27	3567	35746	461.14
2	Bank of Baroda	577	5770	20.87	443	4430	20.00	274	1380	6.70
3	Bank of India	609	6261	27.00	609	6261	27.00	536	5572	24.57
4	Canara Bank	794	9528	34.05	380	4560	22.13	206	2472	9.40
5	Central Bank of India	6931	70694	591.00	5415	55112	461.73	4556	46467	350.00
6	Dena Bank	31	0	1.00	0	0	0.00	0	0	0.00
7	Indian Bank	1258	22644	71.92	285	4560	15.10	1245	22418	71.20
8	Indian Overseas Bank	1324	16947	185.00	659	8435	77.00	1159	14835	145.00
9	Punjab National Bank	15067	150670	656.20	10772	107720	654.02	4878	48780	207.46
10	Punjab & Sind Bank	3	40	0.06	0	0	0.00	3	40	0.06
11	State Bank of India	31240	305064	445.00	14075	202400	242.00	22060	219646	302.00
12	Syndicate Bank	375	3467	15.69	229	2092	9.32	212	2089	9.37
13	UCO Bank	13215	142417	129.97	8789	94364	92.91	5462	49993	53.91
14	Union Bank of India	6808	95312	1283.59	787	11023	148.45	5583	78156	1052.54
15	United Bank of India	19684	218886	1801.98	8809	97692	1126.93	18532	205140	1692.11
16	Vijaya Bank	321	3033	10.28	78	713	2.50	100	992	6.25
	<b>Total</b>	<b>102759</b>	<b>1095950</b>	<b>5991.26</b>	<b>55722</b>	<b>643308</b>	<b>3597.36</b>	<b>68373</b>	<b>733726</b>	<b>4391.71</b>

**STATEMENT - III-A(i) (contd.)**

(Amount ₹ lakh)

Sr. No.	Name of the Bank	Details of SHGs Saving linked with Banks			Out of Total SHGs Under SGSY Scheme			Out of Total SHGs Exclusive Women SHGs		
		No. of SHGs	No. of Members	Savings Amount	No. of SHGs	No. of Members	Savings Amount	No. of SHGs	No. of Members	Savings Amount
<b>Arunachal Pradesh</b>										
1	Bank of India	2	22	0.02	2	22	0.02	2	22	0.02
2	Bank of Maharashtra	1	10	0.01	1	10	0.01	1	10	0.01
3	Central Bank of India	95	1030	4.00	76	783	2.00	49	525	1.00
4	Indian Bank	7	126	0.02	7	126	0.02	7	125	0.02
5	State Bank of India	6732	65545	96.00	5512	53116	56.00	3875	37558	83.00
6	UCO Bank	124	1240	1.67	80	800	0.88	67	670	0.40
7	Vijaya Bank	22	233	1.42	0	0	0.00	15	140	0.75
	<b>Total</b>	<b>6983</b>	<b>68206</b>	<b>103.14</b>	<b>5678</b>	<b>54857</b>	<b>58.93</b>	<b>4016</b>	<b>39050</b>	<b>85.20</b>
<b>Manipur</b>										
1	Allahabad Bank	47	470	3.20	0	0	0.00	41	410	2.46
2	Bank of Baroda	75	750	5.00	52	520	1.00	75	750	5.00
3	Central Bank of India	79	817	3.00	66	723	2.00	67	715	2.00
4	Indian Overseas Bank	12	156	3.00	4	52	1.00	0	0	0.00
5	Punjab National Bank	101	1010	9.70	59	590	2.26	41	410	3.76
6	Punjab & Sind Bank	15	105	0.15	0	0	0.00	11	77	0.11
7	State Bank of India	5281	48954	74.00	1717	17211	26.00	2641	26428	50.00
8	UCO Bank	212	2146	2.30	156	1631	1.90	67	1001	0.57
9	Vijaya Bank	133	1310	2.99	48	447	0.97	126	1146	2.96
	<b>Total</b>	<b>5955</b>	<b>55718</b>	<b>103.34</b>	<b>2102</b>	<b>21174</b>	<b>35.13</b>	<b>3069</b>	<b>30937</b>	<b>66.86</b>
<b>Meghalaya</b>										
1	Bank of Baroda	51	510	0.35	2	20	0.25	1	10	0.10
2	Central Bank of India	44	455	1.00	22	238	1.00	36	242	1.00
3	Indian Bank	44	792	10.39	25	400	1.62	44	792	10.39
4	Indian Overseas Bank	29	377	3.00	9	117	1.00	0	0	0.00
5	Punjab National Bank	116	1160	14.08	98	980	10.87	56	560	5.15
6	State Bank of India	8635	86132	198.00	3620	35928	91.00	6175	61568	91.00
7	UCO Bank	128	1238	3.38	90	830	1.01	52	500	1.32
8	Union Bank of India	10	120	1.10	1	14	0.13	10	120	1.10
	<b>Total</b>	<b>9057</b>	<b>90784</b>	<b>231.30</b>	<b>3867</b>	<b>38527</b>	<b>106.88</b>	<b>6374</b>	<b>63792</b>	<b>110.06</b>
<b>Mizoram</b>										
1	Bank of Baroda	1	10	0.01	0	0	0.00	1	10	0.01
2	Central Bank of India	43	437	1.00	35	353	1.00	39	396	1.00
3	IDBI Bank	1	10	0.05	0	0	0.00	1	10	0.05
4	State Bank of India	2003	18675	41.00	1510	15546	26.00	1496	15498	28.00
5	UCO Bank	53	573	1.45	22	210	0.55	16	160	0.45
6	Vijaya Bank	3	30	0.06	0	0	0.00	3	30	0.06
	<b>Total</b>	<b>2104</b>	<b>19735</b>	<b>43.57</b>	<b>1567</b>	<b>16109</b>	<b>27.55</b>	<b>1556</b>	<b>16104</b>	<b>29.57</b>
<b>Nagaland</b>										
1	Allahabad Bank	56	564	1.86	53	530	1.81	16	162	1.13
2	Bank of Baroda	72	720	5.24	48	230	5.23	48	230	5.23
3	Bank of India	1	11	0.02	1	11	0.02	1	11	0.02
4	Central Bank of India	146	1489	4.00	104	1063	3.00	104	946	3.00
5	IDBI Bank	7	70	3.02	NA	NA	NA	6	60	2.77
6	Indian Bank	27	486	0.66	15	240	0.15	27	486	0.66
7	Punjab & Sind Bank	0	0	0.00	0	0	0.00	0	0	0.00
8	State Bank of India	5810	55718	104.00	2162	20893	41.00	2348	25592	53.00
9	Syndicate Bank	13	130	0.21	4	40	0.05	4	40	0.05
10	UCO Bank	123	1230	3.18	26	260	1.58	28	280	2.76
11	Vijaya Bank	97	820	10.74	15	139	1.66	77	727	8.52
	<b>Total</b>	<b>6352</b>	<b>61238</b>	<b>132.93</b>	<b>2428</b>	<b>23406</b>	<b>54.50</b>	<b>2659</b>	<b>28534</b>	<b>77.14</b>

**STATEMENT - III-A(i) (contd.)**

(Amount ₹ lakh)

Sr. No.	Name of the Bank	Details of SHGs Saving linked with Banks			Out of Total SHGs Under SGSY Scheme			Out of Total SHGs Exclusive Women SHGs		
		No. of SHGs	No. of Members	Savings Amount	No. of SHGs	No. of Members	Savings Amount	No. of SHGs	No. of Members	Savings Amount
<b>Sikkim</b>										
1	Bank of India	2168	21680	78.79	1841	18406	52.03	1781	17855	41.07
2	Central Bank of India	602	7196	25.00	602	7196	25.00	602	7196	25.00
3	Indian Bank	3	48	0.05	1	18	0.05	3	48	0.05
4	Indian Overseas Bank	75	975	2.00	27	351	1.00	0	0	0.00
5	State Bank of India	1777	22710	72.00	1332	17022	42.00	1439	18390	52.00
	<b>Total</b>	<b>4625</b>	<b>52609</b>	<b>177.84</b>	<b>3803</b>	<b>42993</b>	<b>120.08</b>	<b>3825</b>	<b>43489</b>	<b>118.12</b>
<b>Tripura</b>										
1	Bank of Baroda	19	110	1.34	3	30	1.34	9	90	0.17
2	Central Bank of India	164	1635	24.00	148	1483	20.00	92	927	13.00
3	Indian Bank	20	320	0.44	17	306	0.35	20	320	0.44
4	Indian Overseas Bank	26	338	2.00	12	156	1.00	0	0	0.00
5	State Bank of India	4811	88325	146.00	3494	34755	108.00	2645	29588	87.00
6	UCO Bank	530	5680	13.93	372	4019	10.65	171	1921	4.72
7	Union Bank of India	9	108	1.20	1	12	0.14	9	108	1.20
8	United Bank of India	6057	62053	63.77	4641	46328	48.51	5712	58156	59.81
	<b>Total</b>	<b>11636</b>	<b>158569</b>	<b>252.68</b>	<b>8688</b>	<b>87089</b>	<b>189.99</b>	<b>8658</b>	<b>91110</b>	<b>166.34</b>
	<b>Total North Eastern Region</b>	<b>149471</b>	<b>1602809</b>	<b>7036.06</b>	<b>83855</b>	<b>927463</b>	<b>4190.42</b>	<b>98530</b>	<b>1046742</b>	<b>5044.99</b>
<b>EASTERN REGION</b>										
<b>A &amp; N Islands (UT)</b>										
1	Allahabad Bank	8	96	0.90	0	0	0.00	8	96	0.90
2	Indian Bank	15	270	0.16	9	144	0.01	15	267	0.16
3	Indian Overseas Bank	31	397	4.00	16	205	1.00	25	320	2.00
4	State Bank of India	1585	20201	42.00	935	11921	24.00	0	0	0.00
5	Syndicate Bank	60	648	3.15	2	30	0.04	48	509	2.26
	<b>Total</b>	<b>1699</b>	<b>21612</b>	<b>50.21</b>	<b>962</b>	<b>12300</b>	<b>25.05</b>	<b>96</b>	<b>1192</b>	<b>5.32</b>
<b>Bihar</b>										
1	Allahabad Bank	17746	192725	168.63	16382	174740	115.38	11226	120264	137.06
2	Bank of Baroda	2654	26540	107.25	1894	18940	70.11	1734	17340	90.04
3	Bank of India	7262	94153	39.73	1088	14470	12.01	6454	82039	35.31
4	Canara Bank	5326	54210	315.65	3896	39211	105.48	4214	43224	115.09
5	Central Bank of India	12720	134431	683.00	10331	109392	512.00	9581	101475	495.00
6	Dena Bank	29	290	1.00	0	0	0.00	0	0	0.00
7	Indian Bank	3259	58662	340.75	1014	16224	68.05	3226	58075	337.34
8	Indian Overseas Bank	2589	32621	230.00	1589	20021	98.00	1369	17249	178.00
9	Oriental Bank of Commerce	64	650	2.23	47	440	1.06	3	30	0.44
10	Punjab National Bank	31833	318330	3223.32	20016	200160	2153.41	19542	195420	2173.86
11	State Bank of India	39736	476836	1743.00	17877	214525	894.00	21708	260490	1085.00
12	Syndicate Bank	460	4590	44.50	370	4059	23.40	342	3592	17.19
13	UCO Bank	8965	99424	2504.49	6719	75136	2116.98	8439	92773	2387.42
14	Union Bank of India	1202	16828	196.44	139	1946	22.72	973	9730	159.02
15	United Bank of India	16551	168005	141.84	6179	63088	96.00	15328	157554	131.56
	<b>Total</b>	<b>150396</b>	<b>1678295</b>	<b>9741.83</b>	<b>87541</b>	<b>952352</b>	<b>6288.60</b>	<b>104139</b>	<b>1159255</b>	<b>7342.33</b>

**STATEMENT - III-A(i) (contd.)**

(Amount ₹ lakh)

Sr. No.	Name of the Bank	Details of SHGs Saving linked with Banks			Out of Total SHGs Under SGSY Scheme			Out of Total SHGs Exclusive Women SHGs		
		No. of SHGs	No. of Members	Savings Amount	No. of SHGs	No. of Members	Savings Amount	No. of SHGs	No. of Members	Savings Amount
<b>Jharkhand</b>										
1	Allahabad Bank	8525	92056	79.67	7252	86279	39.95	7789	87879	53.67
2	Andhra Bank	12	144	0.60	0	0	0.00	12	144	0.60
3	Bank of Baroda	984	9840	74.11	631	6220	63.14	898	6420	52.35
4	Bank of India	18058	208625	1082.76	15630	179499	1066.54	14211	166545	837.94
5	Canara Bank	232	2545	25.48	162	1752	17.83	232	2545	25.48
6	Central Bank of India	987	9991	268.00	987	9991	268.00	883	8961	219.00
7	Dena Bank	478	4780	5.12	0.00	0.00	0.00	0.00	0.00	0.00
8	IDBI Bank	1	10	0.04	0	0	0.00	1	10	0.04
9	Indian Bank	601	10818	51.08	191	3056	10.15	595	10710	50.57
10	Indian Overseas Bank	52	676	8.00	22	286	3.00	45	585	4.00
11	Oriental Bank of Commerce	48	480	1.67	46	460	1.04	41	410	1.61
12	Punjab National Bank	3463	34630	1824.69	2512	25120	1333.64	3112	31120	1425.63
13	Punjab & Sind Bank	0	0	0.00	0	0	0.00	0	0	0.00
14	State Bank of India	22352	290572	1118.00	10056	130726	503.00	12210	158736	611.00
15	Syndicate Bank	193	1990	18.71	160	1611	9.92	148	1461	7.02
16	UCO Bank	405	3895	91.20	405	3895	91.20	99	675	11.90
17	Union Bank of India	830	9130	402.28	96	1056	46.52	794	8734	384.83
18	United Bank of India	1611	17012	80.01	741	7498	69.66	1509	15954	75.22
19	Vijaya Bank	24	225	1.71	24	225	1.71	24	225	1.71
	<b>Total</b>	<b>58856</b>	<b>697419</b>	<b>5133.13</b>	<b>38915</b>	<b>457674</b>	<b>3525.30</b>	<b>42603</b>	<b>501114</b>	<b>3762.57</b>
<b>Odisha</b>										
1	Allahabad Bank	3886	36912	29.47	2212	9120	11.61	2734	29945	27.54
2	Andhra Bank	2773	33276	194.11	950	11400	76.00	2773	33276	194.11
3	Bank of Baroda	3082	30820	361.66	1036	10360	196.00	2307	23070	257.11
4	Bank of India	13887	245633	642.31	2900	32862	180.37	8226	121094	475.66
5	Canara Bank	1291	15492	932.94	526	8412	469.92	701	8414	626.26
6	Central Bank of India	2449	26992	396.00	1061	11675	208.00	2439	26880	390.00
7	Corporation Bank	9	90	1.50	0	0	0.00	0	0	0.00
8	Dena Bank	168	1680	2.04	0.00	0.00	0.00	0.00	0.00	0.00
9	IDBI Bank	3	30	0.11	0.00	0.00	0.00	3.00	30.00	0.11
10	Indian Bank	3789	68202	699.95	1215	19440	65.01	3751	67520	692.95
11	Indian Overseas Bank	17257	220890	1412.00	7589	97139	969.00	15526	188510	1215.00
12	Oriental Bank of Commerce	279	2790	19.74	21	210	2.83	256	2560	16.89
13	Punjab National Bank	11853	118530	715.12	2024	20240	393.04	10673	106730	588.31
14	Punjab & Sind Bank	0	0	0.00	0	0	0.00	0	0	0.00
15	State Bank of India	140382	1684584	4976.00	15442	185304	880.00	133770	1605240	4763.00
16	Syndicate Bank	815	8190	97.80	427	4356	51.20	427	4356	51.20
17	UCO Bank	18595	190775	704.49	3422	32972	420.44	16103	161504	608.49
18	Union Bank of India	2126	25512	463.96	246	2950	53.66	1945	23340	424.46
19	United Bank of India	7016	74931	686.32	2113	23154	329.21	6542	71125	646.94
20	Vijaya Bank	253	2845	21.82	192	2201	16.58	192	2201	16.58
	<b>Total</b>	<b>229913</b>	<b>2788174</b>	<b>12357.34</b>	<b>41376</b>	<b>471795</b>	<b>4322.87</b>	<b>208368</b>	<b>2475795</b>	<b>10994.61</b>
<b>West Bengal</b>										
1	Allahabad Bank	26996	281869	1788.74	24274	255588	1653.43	21205	224531	1462.76
2	Andhra Bank	5	65	0.25	0	0	0.00	5	65	0.25
3	Bank of Baroda	4452	28800	954.20	895	8950	343.62	3559	25850	605.92

**STATEMENT - III-A(i) (contd.)**

(Amount ₹ lakh)

Sr. No.	Name of the Bank	Details of SHGs Saving linked with Banks			Out of Total SHGs Under SGSY Scheme			Out of Total SHGs Exclusive Women SHGs		
		No. of SHGs	No. of Members	Savings Amount	No. of SHGs	No. of Members	Savings Amount	No. of SHGs	No. of Members	Savings Amount
4	Bank of India	21425	272302	944.34	5772	71307	519.66	19386	253437	801.66
5	Bank of Maharashtra	1	10	0.01	1	10	0.01	1	10	0.01
6	Canara Bank	0	0	0.00	0	0	0.00	0	0	0.00
7	Central Bank of India	27765	304896	1667.00	24989	274465	1479.00	27711	304318	1663.00
8	Corporation Bank	8	80	2.12	0	0	0.00	8	80	2.12
9	Dena Bank	105	1050	2.01	0	0	0.00	0	0	0.00
10	IDBI Bank	69	690	9.08	0	0	0.00	9	90	5.49
11	Indian Bank	5210	93780	565.33	2195	35120	16.15	5158	92842	559.68
12	Indian Overseas Bank	9952	127386	745.00	6552	83866	489.00	7552	96666	596.00
13	Oriental Bank of Commerce	817	7096	99.80	480	5019	61.51	446	4932	71.60
14	Punjab National Bank	15753	157530	852.45	14970	149700	837.63	13536	135360	812.47
15	Punjab & Sind Bank	21	210	0.33	0	0	0.00	20	200	0.30
16	State Bank of India	129932	1688571	3342.00	47054	601239	1280.00	100213	1242094	2620.00
17	Syndicate Bank	1332	14904	30.47	1332	14904	30.47	1213	13791	29.02
18	UCO Bank	17406	177461	1499.77	15867	161857	1315.88	15794	159948	1273.07
19	Union Bank of India	4072	52936	1270.26	471	6122	146.90	3746	48701	1168.64
20	United Bank of India	85062	996327	9365.31	62586	727875	5827.05	83973	943016	9066.56
21	Vijaya Bank	187	1792	4.92	123	1105	2.91	152	1540	3.26
	<b>Total</b>	<b>350570</b>	<b>4207755</b>	<b>23143.39</b>	<b>207561</b>	<b>2397127</b>	<b>14003.22</b>	<b>303687</b>	<b>3547471</b>	<b>20741.80</b>
	<b>Total Eastern Region</b>	<b>791434</b>	<b>9393255</b>	<b>50425.89</b>	<b>376355</b>	<b>4291248</b>	<b>28165.04</b>	<b>658893</b>	<b>7684827</b>	<b>42846.64</b>
<b>CENTRAL REGION</b>										
<b>Chhattisgarh</b>										
1	Allahabad Bank	580	6280	6.50	461	5010	2.31	572	6120	6.00
2	Bank of Baroda	1008	10372	20.63	647	6626	14.82	346	3349	6.97
3	Bank of India	184	1960	7.70	158	1530	6.88	46	470	1.62
4	Bank of Maharashtra	2621	26210	13.11	1737	17370	8.69	1627	16270	8.14
5	Canara Bank	8	87	0.91	3	32	0.38	8	87	0.91
6	Central Bank of India	5390	22956	203.00	5385	19649	190.00	3399	15258	181.00
7	Corporation Bank	139	1401	0.14	0	0	0.00	94	960	0.11
8	Dena Bank	8397	83970	870.23	0.00	0.00	0.00	0.00	0.00	0.00
9	IDBI Bank	77	770	69.38	0	0	0.00	52	520	66.40
10	Indian Bank	117	2106	17.72	95	1520	1.41	116	2085	17.54
11	Indian Overseas Bank	117	1498	8.00	52	666	3.00	96	1229	6.00
12	Oriental Bank of Commerce	312	5092	3.48	20	206	0.36	6	46	0.10
13	Punjab National Bank	9839	98390	165.87	4238	42380	99.47	7577	75770	140.49
14	Punjab & Sind Bank	12	84	2.20	0	0	0.00	0	0	0.00
15	State Bank of India	17090	170900	933.00	6191	61910	335.00	16905	169050	887.00
16	Syndicate Bank	47	615	41.57	20	240	38.53	18	228	23.85
17	UCO Bank	474	4746	45.87	148	1482	15.53	318	3220	8.17
18	Union Bank of India	1417	17004	233.03	164	1966	26.95	988	11856	162.48
	<b>Total</b>	<b>47829</b>	<b>454441</b>	<b>2642.34</b>	<b>19319</b>	<b>160587</b>	<b>743.33</b>	<b>32168</b>	<b>306518</b>	<b>1516.79</b>
<b>Madhya Pradesh</b>										
1	Allahabad Bank	2202	24839	241.24	2011	22145	160.52	1295	13340	90.78
2	Andhra Bank	4	48	0.25	0	0	0.00	4	48	0.25
3	Bank of Baroda	3152	33102	262.21	3152	33102	262.21	2168	23870	160.75
4	Bank of India	9394	107554	1709.19	6196	73891	459.07	4378	50835	1013.78
5	Bank of Maharashtra	3690	36900	18.45	2985	29850	14.93	2947	29740	14.74
6	Canara Bank	101	1120	92.64	55	610	45.21	84	560	42.40

**STATEMENT - III-A(i) (contd.)**

(Amount ₹ lakh)

Sr. No.	Name of the Bank	Details of SHGs Saving linked with Banks			Out of Total SHGs Under SGSY Scheme			Out of Total SHGs Exclusive Women SHGs		
		No. of SHGs	No. of Members	Savings Amount	No. of SHGs	No. of Members	Savings Amount	No. of SHGs	No. of Members	Savings Amount
7	Central Bank of India	8092	73965	1426.00	3681	51060	213.00	4580	39987	307.00
8	Corporation Bank	67	730	0.03	5	52	0.03	63	686	0.03
9	Dena Bank	110	1100	1.00	0.00	0.00	0.00	0.00	0.00	0.00
10	IDBI Bank	8849	88490	468.36	0	0	0.00	6424	64240	260.82
11	Indian Bank	756	13608	39.17	195	3120	2.65	748	13472	38.77
12	Indian Overseas Bank	215	2752	15.00	121	1549	6.00	198	2534	10.00
13	Oriental Bank of Commerce	740	12436	7.53	95	1005	1.10	57	932	0.69
14	Punjab National Bank	5135	51350	531.34	3259	32590	327.14	1903	19030	250.64
15	Punjab & Sind Bank	159	1018	24.50	29	148	2.64	0	0	0.00
16	State Bank of Hyderabad	2	20	0.15	0.00	0.00	0.00	2.00	20.00	0.15
17	State Bank of India	36271	362710	409.00	12398	132980	156.00	34517	345170	401.00
18	Syndicate Bank	1007	10092	31.21	393	3899	11.92	1007	10092	31.21
19	UCO Bank	1140	11141	972.03	1056	10287	969.63	343	3802	201.38
20	Union Bank of India	4140	57960	2167.42	479	6703	250.66	3512	49168	1838.64
21	Vijaya Bank	68	576	1.21	2	20	0.01	61	534	1.11
	<b>Total</b>	<b>85294</b>	<b>891511</b>	<b>8417.93</b>	<b>36112</b>	<b>403011</b>	<b>2882.72</b>	<b>64291</b>	<b>668060</b>	<b>4664.14</b>
<b>Uttar Pradesh</b>										
1	Allahabad Bank	21805	239081	1548.18	18991	207864	1408.62	8461	87854	324.50
2	Bank of Baroda	30038	205340	7035.83	8446	94263	714.00	13130	82418	1022.23
3	Bank of India	16636	159607	1217.24	6359	61415	567.12	6359	61415	567.12
4	Bank of Maharashtra	185	1850	0.93	15	150	0.08	95	950	0.48
5	Canara Bank	2674	32801	38.25	1014	11115	13.39	1014	11115	13.39
6	Central Bank of India	6582	87743	379.00	2846	37514	178.00	2660	34943	117.00
7	Dena Bank	470	4700	2983.15	0.00	0.00	0.00	0.00	0.00	0.00
8	IDBI Bank	10	100	0.30	0	0	0.00	3	30	0.19
9	Indian Bank	757	13626	37.14	275	4400	23.15	749	13490	36.77
10	Indian Overseas Bank	14595	183897	1285.00	6562	82681	852.00	12258	154451	1102.00
11	Oriental Bank of Commerce	1311	12913	84.11	878	6793	70.15	502	4584	28.26
12	Punjab National Bank	29747	297470	1162.52	22846	228460	1025.62	8851	88510	632.77
13	Punjab & Sind Bank	422	4509	27.41	411	4434	17.21	174	1901	5.32
14	State Bank of India	55375	664500	5093.00	40861	490332	4661.00	34431	413172	1382.00
15	Syndicate Bank	2514	30621	159.89	1488	17492	34.90	706	8543	30.42
16	UCO Bank	2042	25006	1309.25	1529	16731	1088.63	594	7130	573.45
17	Union Bank of India	10183	101830	3638.08	1178	11776	420.74	9323	93230	3330.83
18	United Bank of India	420	4238	175.01	408	4106	160.47	398	3995	166.12
19	Vijaya Bank	13	138	2.49	5	54	0.24	9	93	2.31
	<b>Total</b>	<b>195779</b>	<b>2069970</b>	<b>26176.78</b>	<b>114112</b>	<b>1279580</b>	<b>11235.32</b>	<b>99717</b>	<b>1067824</b>	<b>9335.16</b>
<b>Uttarakhand</b>										
1	Allahabad Bank	90	907	2.64	90	907	2.64	31	314	1.29
2	Andhra Bank	6	58	0.30	0	0	0.00	6	58	0.30
3	Bank of Baroda	4429	15126	1714.00	722	7210	7.55	858	2629	533.00
4	Canara Bank	80	800	50.00	80	800	50.00	80	800	50.00
5	Central Bank of India	347	4713	11.00	125	1599	4.00	152	1695	6.00
6	Indian Bank	10	180	0.42	8	128	0.05	10	180	0.42
7	Indian Overseas Bank	58	754	1.00	32	416	1.00	39	507	1.00
8	Oriental Bank of Commerce	2549	15238	252.95	406	4303	25.66	2385	14011	150.28
9	Punjab National Bank	4226	42260	1311.10	4226	42260	1311.10	1325	13250	306.79
10	Punjab & Sind Bank	52	666	1.10	52	666	1.10	29	300	0.61

**STATEMENT - III-A(i) (contd.)**

(Amount ₹ lakh)

Sr. No.	Name of the Bank	Details of SHGs Saving linked with Banks			Out of Total SHGs - Under SGSY Scheme			Out of Total SHGs - Exclusive Women SHGs		
		No. of SHGs	No. of Members	Savings Amount	No. of SHGs	No. of Members	Savings Amount	No. of SHGs	No. of Members	Savings Amount
11	State Bank of India	11469	114690	395.00	3553	42636	185.00	11469	114690	395.00
12	UCO Bank	62	620	6.60	62	620	6.60	8	80	0.65
13	Union Bank of India	465	6045	65.06	54	699	7.52	398	5174	55.69
14	Vijaya Bank	1	10	0.07	0	0	0.00	0	0	0.00
	<b>Total</b>	<b>23844</b>	<b>202067</b>	<b>3811.24</b>	<b>9410</b>	<b>102244</b>	<b>1602.22</b>	<b>16790</b>	<b>153688</b>	<b>1501.03</b>
	<b>Total Central Region</b>	<b>352746</b>	<b>3617989</b>	<b>41048.29</b>	<b>178953</b>	<b>1945422</b>	<b>16463.59</b>	<b>212966</b>	<b>2196090</b>	<b>17017.11</b>
<b>WESTERN REGION</b>										
<b>Goa</b>										
1	Bank of India	730	9382	99.63	48	667	6.54	643	8912	87.46
2	Bank of Maharashtra	777	7770	3.89	396	3960	1.98	776	7760	3.88
3	Canara Bank	251	3257	30.12	4	52	0.65	244	3152	29.78
4	Central Bank of India	141	1344	4.00	49	450	1.00	63	585	1.00
5	Corporation Bank	120	1300	17.50	43	430	6.50	64	640	8.20
6	Dena Bank	12	0	5.65	0	0	0.00	0	0	0.00
7	IDBI Bank	19	190	0.64	0	0	0.00	2	20	0.01
8	Indian Bank	5	90	0.18	5	90	0.18	5	90	0.18
9	Indian Overseas Bank	418	5183	42.00	215	2666	22.00	352	4365	28.00
10	State Bank of India	2365	28384	214.00	1185	14215	96.00	1495	17941	127.00
11	Syndicate Bank	55	440	7.25	32	288	4.50	32	288	4.50
12	Union Bank of India	493	5423	66.51	57	627	7.69	455	5005	61.38
	<b>Total</b>	<b>5386</b>	<b>62763</b>	<b>491.37</b>	<b>2034</b>	<b>23445</b>	<b>147.04</b>	<b>4131</b>	<b>48758</b>	<b>351.39</b>
<b>Gujarat</b>										
1	Allahabad Bank	127	1524	6.45	127	1524	6.45	120	1440	6.10
2	Bank of Baroda	40052	356009	2713.07	12765	132601	1210.21	35862	323114	2486.37
3	Bank of India	8199	101855	1071.73	4777	56912	691.20	6690	83358	614.44
4	Bank of Maharashtra	528	5280	2.60	528	5280	2.60	528	5280	2.60
5	Canara Bank	15	174	1.70	15	174	1.70	15	174	1.70
6	Central Bank of India	2618	27274	243.00	1314	13870	136.00	56	1120	16.00
7	Corporation Bank	140	1476	17.01	12	128	7.89	119	1258	8.12
8	Dena Bank	40150	401500	1263.31	0.00	0.00	0.00	0.00	0.00	0.00
9	IDBI Bank	41	410	6.41	0	0	0.00	8	80	0.34
10	Indian Bank	1596	28728	196.91	412	6592	6.85	1580	28441	194.94
11	Indian Overseas Bank	1652	20815	137.00	856	10786	63.00	1458	18371	110.00
12	Oriental Bank of Commerce	52	579	2.69	3	34	0.06	41	497	2.63
13	Punjab National Bank	1289	12890	55.57	19	190	0.27	1162	11620	51.73
14	State Bank of India	34881	378459	3479.00	2211	23547	544.00	29649	326139	2957.00
15	Syndicate Bank	561	7285	31.22	138	1712	3.95	507	6770	30.79
16	UCO Bank	568	6368	45.65	103	1146	5.89	463	4993	25.13
17	Union Bank of India	3741	52374	476.32	433	6057	55.09	3142	43994	400.11
18	Vijaya Bank	342	3682	13.90	88	854	5.10	312	3364	13.00
	<b>Total</b>	<b>136552</b>	<b>1406682</b>	<b>9763.54</b>	<b>23801</b>	<b>261407</b>	<b>2740.26</b>	<b>81712</b>	<b>860013</b>	<b>6921.00</b>
<b>Maharashtra</b>										
1	Allahabad Bank	660	8464	136.37	624	8008	126.37	575	7311	121.46
2	Andhra Bank	55	715	4.75	11	143	0.66	55	715	4.75
3	Bank of Baroda	8811	49340	1312.94	1309	13080	560.54	6336	42510	1117.79
4	Bank of India	38122	762440	14522.56	18778	192324	4644.17	27879	301715	9267.60

**STATEMENT - III-A(i) (contd.)**

(Amount ₹ lakh)

Sr. No.	Name of the Bank	Details of SHGs Saving linked with Banks			Out of Total SHGs Under SGSY Scheme			Out of Total SHGs Exclusive Women SHGs		
		No. of SHGs	No. of Members	Savings Amount	No. of SHGs	No. of Members	Savings Amount	No. of SHGs	No. of Members	Savings Amount
5	Bank of Maharashtra	81563	815630	407.81	63032	630320	315.16	68937	689370	344.69
6	Canara Bank	1062	12312	118.26	216	2402	9.99	976	11292	116.36
7	Central Bank of India	25890	268237	2054.00	16122	166016	1162.00	16789	174495	1341.00
8	Corporation Bank	115	1035	4.92	36	288	1.88	115	1035	4.92
9	Dena Bank	6015	0	698.20	0.00	0.00	0.00	0.00	0.00	0.00
10	IDBI Bank	49583	495830	5296.25	2002	21270	28.98	33611	336110	3571.88
11	Indian Bank	2865	51570	418.85	316	5056	13.16	2836	51054	414.66
12	Indian Overseas Bank	1578	19883	85.00	125	1575	21.00	1325	16695	47.00
13	Oriental Bank of Commerce	143	2177	40.98	17	135	0.56	137	2017	40.74
14	Punjab National Bank	3348	33480	193.85	2325	23250	151.82	3040	30400	175.57
15	Punjab & Sind Bank	1	10	0.02	1	10	0.02	1	10	0.02
16	State Bank of Hyderabad	2922	29220	755.00	176	1760	3.52	2922	29220	755.00
17	State Bank of India	192874	2471900	16815.00	21733	260816	2117.00	119492	1675877	16314.00
18	State Bank of Mysore	19	323	3.80	0	0	0.00	19	323	3.80
19	Syndicate Bank	1869	20693	186.15	1097	11663	99.63	1503	16120	126.14
20	UCO Bank	1788	18966	344.44	1058	11246	188.75	1336	14462	225.58
21	Union Bank of India	5265	63180	1571.17	609	7307	181.70	5002	60024	1492.69
22	Vijaya Bank	737	6577	46.29	332	4633	26.27	559	4035	24.82
	<b>Total</b>	<b>425285</b>	<b>5131982</b>	<b>45016.61</b>	<b>129919</b>	<b>1361302</b>	<b>9653.18</b>	<b>293445</b>	<b>3464790</b>	<b>35510.47</b>
	<b>Total Western Region</b>	<b>567223</b>	<b>6601427</b>	<b>55271.52</b>	<b>155754</b>	<b>1646154</b>	<b>12540.48</b>	<b>379288</b>	<b>4373561</b>	<b>42782.86</b>
<b>SOUTHERN REGION</b>										
<b>Andhra Pradesh</b>										
1	Allahabad Bank	6132	71620	263.70	105	1050	2.50	6132	71620	263.70
2	Andhra Bank	250762	3009144	12538.10	3311	36421	132.44	250762	3009144	12538.10
3	Bank of Baroda	12112	121120	438.12	0	0	0.00	11204	112040	427.11
4	Bank of India	32597	325970	3016.68	0	0	0.00	31379	313790	2740.90
5	Bank of Maharashtra	1721	17210	8.61	1721	17210	8.61	1564	15640	7.82
6	Canara Bank	33177	336689	2946.50	2841	28277	97.49	33177	336689	2946.50
7	Central Bank of India	17981	248571	240.00	507	6855	13.00	17981	248571	240.00
8	Corporation Bank	13424	175960	7164.24	2290	24608	2292.15	13424	175960	7164.24
9	Dena Bank	1669	16690	14.07	0.00	0.00	0.00	0.00	0.00	0.00
10	IDBI Bank	20	200	5.01	0	0	0.00	6	60	1.09
11	Indian Bank	67064	1207152	19002.29	1282	20512	42.85	66393	1195080	18812.27
12	Indian Overseas Bank	23487	291239	3315.00	13589	168504	1678.00	21110	261764	2895.00
13	Oriental Bank of Commerce	155	1550	46.07	0	0	0.00	92	920	25.37
14	Punjab National Bank	8500	85000	348.05	109	1090	32.45	8500	85000	348.05
15	State Bank of Hyderabad	139372	1393720	23439.85	4537	45370	732.55	139372	1393720	23439.85
16	State Bank of India	300122	3302576	29941.00	9178	100966	754.00	240122	2702576	24124.00
17	State Bank of Mysore	652	11084	130.40	0	0	0.00	652	11084	130.40
18	State Bank of Travancore	588	9996	549.78	231	3927	215.98	546	9282	510.51
19	Syndicate Bank	76709	852335	2156.50	731	9393	18.92	76709	852335	2156.50
20	UCO Bank	3762	45115	190.50	285	3405	15.05	3619	43408	178.29
21	Union Bank of India	44660	535920	8921.78	5165	61978	1031.79	40641	487687	8118.82
22	Vijaya Bank	15776	159933	244.31	643	6816	12.70	14338	144714	239.30
	<b>Total</b>	<b>1050442</b>	<b>12218794</b>	<b>114920.56</b>	<b>46525</b>	<b>536382</b>	<b>7080.48</b>	<b>977723</b>	<b>11471084</b>	<b>107307.82</b>
<b>Karnataka</b>										
1	Allahabad Bank	84	840	1.65	75	768	1.47	48	492	0.94
2	Andhra Bank	75	975	4.75	7	91	0.28	75	975	4.75
3	Bank of Baroda	895	8950	60.00	23	460	60.00	675	6750	60.00



**STATEMENT - III-A(i) (contd.)**

(Amount ₹ lakh)

Sr. No.	Name of the Bank	Details of SHGs Saving linked with Banks			Out of Total SHGs Under SGSY Scheme			Out of Total SHGs Exclusive Women SHGs		
		No. of SHGs	No. of Members	Savings Amount	No. of SHGs	No. of Members	Savings Amount	No. of SHGs	No. of Members	Savings Amount
4	Bank of India	1204	17910	595.00	366	5348	177.80	720	10676	355.40
5	Bank of Maharashtra	641	6410	3.21	641	6410	3.21	641	6410	3.21
6	Canara Bank	29236	444312	5823.59	1909	30184	379.05	28235	433944	5709.17
7	Central Bank of India	508	8300	405.00	180	2617	124.00	183	2449	117.00
8	Corporation Bank	30601	306010	3996.90	595	7667	35.04	26229	216320	3413.53
9	Dena Bank	3112	31120	18.00	0.00	0.00	0.00	0.00	0.00	0.00
10	IDBI Bank	44	440	2.12	0	0	0.00	11	110	1.77
11	Indian Bank	3546	63828	365.71	442	7072	15.95	3511	63190	362.05
12	Indian Overseas Bank	1923	23845	142.00	1526	18922	88.00	1923	23845	142.00
13	Oriental Bank of Commerce	126	1301	16.01	2	16	2.62	106	1001	5.81
14	Punjab National Bank	977	9770	129.00	228	2280	34.05	373	3730	71.00
15	Punjab & Sind Bank	0	0	0.00	0	0	0.00	0	0	0.00
16	State Bank of Hyderabad	836	8360	168.00	28	280	0.54	836	8360	168.00
17	State Bank of India	37411	413475	6170.00	2720	28970	74.00	33850	318250	5970.00
18	State Bank of Mysore	52037	884629	10407.00	2602	44231	520.35	46833	796166	9366.30
19	State Bank of Travancore	411	4326	182.64	123	1904	85.68	382	3820	169.85
20	Syndicate Bank	32868	481526	3503.45	3915	66387	340.64	22242	290879	1645.16
21	UCO Bank	534	5930	116.49	72	722	7.85	534	5930	116.49
22	Union Bank of India	13491	134910	3715.57	1560	15602	429.70	9444	94437	2600.90
23	Vijaya Bank	35727	449130	2402.33	1833	22278	94.22	34312	426990	1881.18
	<b>Total</b>	<b>246287</b>	<b>3306297</b>	<b>38228.42</b>	<b>18847</b>	<b>262209</b>	<b>2474.45</b>	<b>211163</b>	<b>2714724</b>	<b>32164.51</b>
<b>Kerala</b>										
1	Allahabad Bank	22	220	2.96	0	0	0.00	22	220	2.96
2	Andhra Bank	98	1274	4.90	10	130	0.43	98	1274	4.90
3	Bank of Baroda	1212	3050	154.32	0	0	0.00	1139	3050	139.29
4	Bank of India	3271	54174	469.36	320	3560	117.72	2792	46989	422.00
5	Bank of Maharashtra	125	1250	0.63	42	420	0.21	121	1210	0.61
6	Canara Bank	76366	1105120	2603.42	6802	98680	316.92	68598	1069587	2466.53
7	Central Bank of India	15332	245308	1104.00	460	7820	49.00	13795	234502	997.00
8	Corporation Bank	3780	36516	187.88	666	5258	81.19	3394	35019	175.52
9	Dena Bank	68	680	3.00	0.00	0.00	0.00	0.00	0.00	0.00
10	IDBI Bank	2	20	0.17	0	0	0.00	1	10	0.08
11	Indian Bank	10913	196434	1329.65	957	15312	21.58	10804	194470	1316.35
12	Indian Overseas Bank	10252	127125	763.00	4589	56904	375.00	8965	111166	582.00
13	Oriental Bank of Commerce	34	170	5.47	0	0	0.00	34	170	5.47
14	Punjab National Bank	9019	90190	285.26	2072	20720	100.08	6931	69310	275.70
15	Punjab & Sind Bank	1	10	0.01	0	0	0.00	1	10	0.01
16	State Bank of India	50546	758191	797.00	2113	34433	18.00	45491	204711	638.00
17	State Bank of Mysore	28	476	5.60	0	0	0.00	28	476	5.60
18	State Bank of Travancore	255875	3070500	17911.00	102350	1228200	7165.00	232843	2794116	16300.00
19	Syndicate Bank	5883	106626	362.36	805	14641	43.54	4475	78569	253.00
20	UCO Bank	715	8592	35.00	89	1200	15.00	587	6017	26.00
21	Union Bank of India	16687	200244	1856.75	1930	23158	214.73	14685	176215	1633.94
22	Vijaya Bank	1687	26985	104.45	300	3892	49.06	919	15484	83.36
	<b>Total</b>	<b>461916</b>	<b>6033155</b>	<b>27986.19</b>	<b>123505</b>	<b>1514328</b>	<b>8567.46</b>	<b>415723</b>	<b>5042575</b>	<b>25328.32</b>

**STATEMENT - III-A(i) (contd.)**

(Amount ₹ lakh)

Sr. No.	Name of the Bank	Details of SHGs Saving linked with Banks			Out of Total SHGs Under SGSY Scheme			Out of Total SHGs Exclusive Women SHGs		
		No. of SHGs	No. of Members	Savings Amount	No. of SHGs	No. of Members	Savings Amount	No. of SHGs	No. of Members	Savings Amount
<b>Lakshadweep</b>										
1	Syndicate Bank	171	2090	12.48	0	0	0.00	171	2090	12.48
	<b>Total</b>	<b>171</b>	<b>2090</b>	<b>12.48</b>	<b>0</b>	<b>0</b>	<b>0.00</b>	<b>171</b>	<b>2090</b>	<b>12.48</b>
<b>Puducherry</b>										
1	Andhra Bank	102	1326	5.10	7	81	0.28	102	1326	5.10
2	Bank of India	412	5827	11.66	27	434	1.74	386	5078	11.30
3	Indian Bank	5648	101664	455.66	196	3136	8.15	5592	100647	451.10
4	Indian Overseas Bank	2258	27999	195.00	857	10627	35.00	1958	24279	152.00
5	State Bank of India	2704	48672	104.00	192	3456	7.00	1759	31662	102.00
6	Syndicate Bank	52	714	3.42	8	96	1.66	52	714	3.42
7	Vijaya Bank	121	1156	101.20	16	331	30.10	121	1156	101.20
	<b>Total</b>	<b>11297</b>	<b>187358</b>	<b>876.04</b>	<b>1303</b>	<b>18161</b>	<b>83.93</b>	<b>9970</b>	<b>164862</b>	<b>826.12</b>
<b>Tamil Nadu</b>										
1	Allahabad Bank	312	4015	45.55	305	3875	42.60	305	3875	42.60
2	Andhra Bank	1095	13140	54.75	110	1210	4.50	1095	13140	54.75
3	Bank of Baroda	8764	122610	865.82	2604	36887	150.19	8105	112913	746.05
4	Bank of India	16547	254204	273.31	12707	194828	145.90	15837	243208	258.33
5	Bank of Maharashtra	169	1690	0.85	141	1410	0.71	167	1670	0.84
6	Canara Bank	123993	1849657	5202.10	60486	972781	2732.36	1014	11115	13.39
7	Central Bank of India	12544	200707	903.00	376	6398	40.00	11286	191865	815.00
8	Corporation Bank	2921	41965	300.68	1374	20556	133.48	2744	38900	297.81
9	Dena Bank	1830	18300	26.00	0	0	0.00	0	0	0.00
10	IDBI Bank	264	2640	51.93	0	0	0.00	49	490	0.61
11	Indian Bank	160206	2883708	19008.51	26815	429040	181.50	158604	2854871	18818.42
12	Indian Overseas Bank	70258	871199	5412.00	42658	528959	2587.00	67589	838104	4325.00
13	Oriental Bank of Commerce	991	13502	41.09	49	500	0.27	949	9409	39.86
14	Punjab National Bank	8711	87110	646.00	418	4180	23.51	8361	83610	633.40
15	State Bank of India	177510	3195180	15645.00	10676	192168	332.00	173785	3128130	15558.00
16	State Bank of Mysore	694	11798	138.80	35	590	6.94	694	11798	138.80
17	State Bank of Travancore	10042	150630	1205.04	3916	58740	469.92	9338	140085	700.42
18	Syndicate Bank	13489	169654	2369.27	3093	43994	938.08	12820	160729	2140.60
19	UCO Bank	3664	73280	2788.52	3304	31635	2230.80	3627	32712	2509.67
20	Union Bank of India	11363	147719	1397.27	1314	17083	161.59	10795	140333	1327.41
21	United Bank of India	142	1472	7.45	0	0	0.00	127	1387	6.92
22	Vijaya Bank	2007	29771	344.29	733	10370	52.84	1822	20421	281.14
	<b>Total</b>	<b>627516</b>	<b>10143951</b>	<b>56727.23</b>	<b>171114</b>	<b>2555204</b>	<b>10234.19</b>	<b>489113</b>	<b>8038765</b>	<b>48709.02</b>
	<b>Total Southern Region</b>	<b>2397629</b>	<b>31891645</b>	<b>238750.92</b>	<b>361294</b>	<b>4886284</b>	<b>28440.51</b>	<b>2103863</b>	<b>27434100</b>	<b>214348.28</b>
	<b>Total Pub. Sector Commercial Banks</b>	<b>4451853</b>	<b>55385944</b>	<b>404157.30</b>	<b>1220158</b>	<b>14444715</b>	<b>95257.73</b>	<b>3609900</b>	<b>44610437</b>	<b>330946.39</b>
<b>Public Sector Commercial Banks - all India Position</b>										
1	Allahabad Bank	94658	1016568	5089.01	77876	826772	4306.89	64759	697969	3041.07
2	Andhra Bank	254987	3060165	12807.86	4406	49476	214.59	254987	3060165	12807.86

**STATEMENT - III-A(i) (contd.)**

(Amount ₹ lakh)

Sr. No.	Name of the Bank	Details of SHGs Saving linked with Banks			Out of Total SHGs Under SGSY Scheme			Out of Total SHGs Exclusive Women SHGs		
		No. of SHGs	No. of Members	Savings Amount	No. of SHGs	No. of Members	Savings Amount	No. of SHGs	No. of Members	Savings Amount
3	Bank of Baroda	138500	1170124	17458.93	38422	409555	3970.80	98466	899194	8651.65
4	Bank of India	192032	2662353	25948.44	78306	920649	8800.42	148769	1783277	17634.68
5	Bank of Maharashtra	92035	920350	460.18	71250	712500	356.25	77413	774400	387.07
6	Canara Bank	275707	3881117	18298.15	79085	1206391	4317.92	139676	1944778	12220.37
7	Central Bank of India	150184	1777955	10942.30	77098	810099	5271.73	119033	1464973	7522.30
8	Corporation Bank	51382	567580	11709.76	5021	58987	2558.17	46308	471830	11090.80
9	Dena Bank	62702	566190	5933.87	0	0	0.00	0	0	0.00
10	IDBI Bank	59032	590336	5917.84	2002	21270	28.98	40209	402097	3913.29
11	Indian Bank	269366	4848542	43125.78	36286	580636	502.27	266672	4800077	42694.62
12	Indian Overseas Bank	171921	2150369	15019.00	93817	1172450	7709.00	155803	1937463	12340.00
13	Oriental Bank of Commerce	12158	109921	812.98	3139	28397	256.42	8889	65484	510.18
14	Punjab National Bank	217309	2173090	16659.81	109485	1094850	11337.83	145235	1452350	11682.37
15	Punjab & Sind Bank	3187	32396	212.57	2325	24225	121.04	1760	18339	98.49
16	State Bank of Bikaner & Jaipur	47678	709295	620.21	13262	195022	167.54	41687	620345	543.51
17	State Bank of Hyderabad	143132	1431320	24363.00	4741	47410	736.61	143132	1431320	24363.00
18	State Bank of India	1351792	17156300	93406.00	246762	3034537	13844.00	1082887	13500300	79577.00
19	State Bank of Mysore	53430	908310	10685.60	2637	44821	527.29	48226	819847	9644.90
20	State Bank of Patiala	4214	63435	514.66	2155	31780	266.80	1685	23275	241.80
21	State Bank of Travancore	266916	3235452	19848.46	106620	1292771	7936.58	243109	2947303	17680.78
22	Syndicate Bank	138936	1721302	9104.70	14578	200475	1676.54	122924	1456370	6595.39
23	UCO Bank	78273	865424	11597.04	46117	479840	9156.64	60405	610453	8756.12
24	Union Bank of India	128146	1535701	27972.58	14821	177600	3235.00	112500	1347630	24424.88
25	United Bank of India	136543	1542924	12321.69	85477	969741	7657.83	132121	1456327	11845.24
26	Vijaya Bank	57633	689425	3326.88	4470	54461	300.59	53245	624871	2679.02
	<b>Total of All Pub. Sec. Com. Banks</b>	<b>4451853</b>	<b>55385944</b>	<b>404157.30</b>	<b>1220158</b>	<b>14444715</b>	<b>95257.73</b>	<b>3609900</b>	<b>44610437</b>	<b>330946.39</b>

STATEMENT - III - A (ii)

Progress under Microfinance - Saving of SHGs with  
Private Sector Commercial Banks as on 31 March 2012

(Amount ₹ lakh)

Sr. No.	Name of the Bank	Details of SHGs Saving linked with Banks			Out of Total SHGs - Under SGSY Scheme			Out of Total SHGs - Exclusive Women SHGs		
		No. of SHGs	No. of Members	Savings Amount	No. of SHGs	No. of Members	Savings Amount	No. of SHGs	No. of Members	Savings Amount
<b>NORTHERN REGION</b>										
<b>Haryana</b>										
1	HDFC Bank	113	1695	0.03	0	0	0.00	113	1695	0.03
	<b>Total</b>	<b>113</b>	<b>1695</b>	<b>0.03</b>	<b>0</b>	<b>0</b>	<b>0.00</b>	<b>113</b>	<b>1695</b>	<b>0.03</b>
<b>Jammu &amp; Kashmir</b>										
1	HDFC Bank	3	45	0.00	0	0	0.00	3	45	0.00
2	Jammu & Kashmir Bank	1627	16270	149.18	1199	11990	143.44	0	0	0.00
	<b>Total</b>	<b>1630</b>	<b>16315</b>	<b>149.18</b>	<b>1199</b>	<b>11990</b>	<b>143.44</b>	<b>3</b>	<b>45</b>	<b>0.00</b>
<b>New Delhi</b>										
1	HDFC Bank	9	135	0.00	0	0	0.00	9	135	0.00
	<b>Total</b>	<b>9</b>	<b>135</b>	<b>0.00</b>	<b>0</b>	<b>0</b>	<b>0.00</b>	<b>9</b>	<b>135</b>	<b>0.00</b>
<b>Punjab</b>										
1	Capital Local Area Bank	2	30	0.09	0	0	0.00	2	30	0.09
2	HDFC Bank	277	4155	0.05	0	0	0.00	277	4155	0.05
	<b>Total</b>	<b>279</b>	<b>4185</b>	<b>0.14</b>	<b>0</b>	<b>0</b>	<b>0.00</b>	<b>279</b>	<b>4185</b>	<b>0.14</b>
<b>Rajasthan</b>										
1	ICICI Bank	553	6636	66.61	0	0	0.00	553	6636	66.61
2	HDFC Bank	613	9195	18.84	0	0	0.00	613	9195	18.84
	<b>Total</b>	<b>1166</b>	<b>15831</b>	<b>85.45</b>	<b>0</b>	<b>0</b>	<b>0.00</b>	<b>1166</b>	<b>15831</b>	<b>85.45</b>
	<b>Total Northern Region</b>	<b>3197</b>	<b>38161</b>	<b>234.80</b>	<b>1199</b>	<b>11990</b>	<b>143.44</b>	<b>1570</b>	<b>21891</b>	<b>85.62</b>
<b>NORTH EASTERN REGION</b>										
<b>Assam</b>										
1	AXIS Bank	4	61	0.26	4	61	0.26	4	61	0.26
2	HDFC Bank	1	15	0.01	0	0	0.00	1	15	0.01
	<b>Total</b>	<b>5</b>	<b>76</b>	<b>0.27</b>	<b>4</b>	<b>61</b>	<b>0.26</b>	<b>5</b>	<b>76</b>	<b>0.27</b>
<b>Nagaland</b>										
1	ICICI Bank	1	12	0.00	0	0	0.00	1	12	0.00
	<b>Total</b>	<b>1</b>	<b>12</b>	<b>0.00</b>	<b>0</b>	<b>0</b>	<b>0.00</b>	<b>1</b>	<b>12</b>	<b>0.00</b>
<b>Sikkim</b>										
1	AXIS Bank	1	12	0.37	1	12	0.37	1	12	0.37
	<b>Total</b>	<b>1</b>	<b>12</b>	<b>0.37</b>	<b>1</b>	<b>12</b>	<b>0.37</b>	<b>1</b>	<b>12</b>	<b>0.37</b>
	<b>Total North Eastern Region</b>	<b>7</b>	<b>100</b>	<b>0.64</b>	<b>5</b>	<b>73</b>	<b>0.63</b>	<b>7</b>	<b>100</b>	<b>0.64</b>
<b>EASTERN REGION</b>										
<b>Bihar</b>										
1	HDFC Bank	49	735	0.09	0	0	0.00	49	735	0.09
	<b>Total</b>	<b>49</b>	<b>735</b>	<b>0.09</b>	<b>0</b>	<b>0</b>	<b>0.00</b>	<b>49</b>	<b>735</b>	<b>0.09</b>
<b>Jharkhand</b>										
1	HDFC Bank	13	195	0.14	0	0	0.00	13	195	0.14
	<b>Total</b>	<b>13</b>	<b>195</b>	<b>0.14</b>	<b>0</b>	<b>0</b>	<b>0.00</b>	<b>13</b>	<b>195</b>	<b>0.14</b>
<b>Odisha</b>										
1	AXIS Bank	11	115	3.55	11	115	3.55	11	115	3.55
2	HDFC Bank	5881	88215	4.98	0	0	0.00	5881	88215	4.98

**STATEMENT - III - A (ii) (contd.)**

(Amount ₹ lakh)

Sr. No.	Name of the Bank	Details of SHGs Saving linked with Banks			Out of Total SHGs - Under SGSY Scheme			Out of Total SHGs Exclusive Women SHGs		
		No. of SHGs	No. of Members	Savings Amount	No. of SHGs	No. of Members	Savings Amount	No. of SHGs	No. of Members	Savings Amount
3	ICICI Bank	24	288	0.39	0	0	0.00	24	288	0.39
	<b>Total</b>	<b>5916</b>	<b>88618</b>	<b>8.92</b>	<b>11</b>	<b>115</b>	<b>3.55</b>	<b>5916</b>	<b>88618</b>	<b>8.92</b>
<b>West Bengal</b>										
1	HDFC Bank	44	660	1.69	0	0	0.00	44	660	1.69
2	Karnataka Bank	27	285	0.35	3	30	0.30	27	285	0.35
	<b>Total</b>	<b>71</b>	<b>945</b>	<b>2.04</b>	<b>3</b>	<b>30</b>	<b>0.30</b>	<b>71</b>	<b>945</b>	<b>2.04</b>
	<b>Total Eastern Region</b>	<b>6049</b>	<b>90493</b>	<b>11.19</b>	<b>14</b>	<b>145</b>	<b>3.85</b>	<b>6049</b>	<b>90493</b>	<b>11.19</b>
<b>CENTRAL REGION</b>										
<b>Chhattisgarh</b>										
1	AXIS Bank	11	152	2.79	11	152	2.79	11	152	2.79
2	HDFC Bank	10	150	4.65	0	0	0.00	10	150	4.65
	<b>Total</b>	<b>21</b>	<b>302</b>	<b>7.44</b>	<b>11</b>	<b>152</b>	<b>2.79</b>	<b>21</b>	<b>302</b>	<b>7.44</b>
<b>Madhya Pradesh</b>										
1	AXIS Bank	3	46	0.00	3	46	0.00	3	46	0.00
2	HDFC Bank	269	4035	0.17	0	0	0.00	269	4035	0.17
3	ICICI Bank	164	1968	26.05	0	0	0.00	164	1968	26.05
	<b>Total</b>	<b>436</b>	<b>6049</b>	<b>26.22</b>	<b>3</b>	<b>46</b>	<b>0.00</b>	<b>436</b>	<b>6049</b>	<b>26.22</b>
<b>Uttar Pradesh</b>										
1	HDFC Bank	361	5415	3.16	0	0	0.00	361	5415	3.16
	<b>Total</b>	<b>361</b>	<b>5415</b>	<b>3.16</b>	<b>0</b>	<b>0</b>	<b>0.00</b>	<b>361</b>	<b>5415</b>	<b>3.16</b>
<b>Uttarakhand</b>										
1	HDFC Bank	3	45	0.02	0	0	0.00	3	45	0.02
2	Nainital Bank	530	5300	349.29	219	2190	213.84	279	2790	171.29
	<b>Total</b>	<b>533</b>	<b>5345</b>	<b>349.31</b>	<b>219</b>	<b>2190</b>	<b>213.84</b>	<b>282</b>	<b>2835</b>	<b>171.31</b>
	<b>Total Cenral Region</b>	<b>1351</b>	<b>17111</b>	<b>386.13</b>	<b>233</b>	<b>2388</b>	<b>216.63</b>	<b>1100</b>	<b>14601</b>	<b>208.13</b>
<b>WESTERN REGION</b>										
<b>Goa</b>										
1	HDFC Bank	14	210	0.35	0	0	0.00	14	210	0.35
	<b>Total</b>	<b>14</b>	<b>210</b>	<b>0.35</b>	<b>0</b>	<b>0</b>	<b>0.00</b>	<b>14</b>	<b>210</b>	<b>0.35</b>
<b>Gujarat</b>										
1	City Union Bank	1	10	0.17	0	0	0.00	0	0	0.00
2	HDFC Bank	94	1410	1.81	0	0	0.00	94	1410	1.81
3	ICICI Bank	94	1128	2.44	0	0	0.00	94	1128	2.44
	<b>Total</b>	<b>189</b>	<b>2548</b>	<b>4.42</b>	<b>0</b>	<b>0</b>	<b>0.00</b>	<b>188</b>	<b>2538</b>	<b>4.25</b>
<b>Maharashtra</b>										
1	AXIS Bank	2	21	0.00	2	21	0.00	2	21	0.00
2	HDFC Bank	2514	37710	99.27	0	0	0.00	2514	37710	99.27
3	ICICI Bank	1755	21060	186.67	0	0	0.00	1755	21060	186.67
4	Karnataka Bank	208	624	19.61	0	0	0.00	0	0	0.00
5	Ratnakar Bank	839	9506	34.34	131	1399	5.21	630	6936	27.12
6	Tamilnad Mercantile Bank	11	200	0.55	0	0	0.00	11	200	0.55
	<b>Total</b>	<b>5329</b>	<b>69121</b>	<b>340.44</b>	<b>133</b>	<b>1420</b>	<b>5.21</b>	<b>4912</b>	<b>65927</b>	<b>313.61</b>
	<b>Total Western Region</b>	<b>5532</b>	<b>71879</b>	<b>345.21</b>	<b>133</b>	<b>1420</b>	<b>5.21</b>	<b>5114</b>	<b>68675</b>	<b>318.21</b>

**STATEMENT - III - A (ii) (contd.)**

(Amount ₹ lakh)

Sr. No.	Name of the Bank	Details of SHGs Saving linked with Banks			Out of Total SHGs -Under SGSY Scheme			Out of Total SHGs - Exclusive Women SHGs		
		No. of SHGs	No. of Members	Savings Amount	No. of SHGs	No. of Members	Savings Amount	No. of SHGs	No. of Members	Savings Amount
<b>SOUTHERN REGION</b>										
<b>Andhra Pradesh</b>										
1	AXIS Bank	4	60	0.10	0	0	0.00	4	60	0.10
2	City Union Bank	508	5080	16.19	0	0	0.00	0	0	0.00
3	HDFC Bank	11049	165735	20.51	0	0	0.00	11049	165735	20.51
4	ICICI Bank	4	48	0.00	0	0	0.00	4	48	0.00
5	Karnataka Bank	584	5989	34.02	4	33	2.70	584	5989	34.02
	<b>Total</b>	<b>12149</b>	<b>176912</b>	<b>70.82</b>	<b>4</b>	<b>33</b>	<b>2.70</b>	<b>11641</b>	<b>171832</b>	<b>54.63</b>
<b>Karnataka</b>										
1	AXIS Bank	1	12	0.00	1	12	0.00	1	12	0.00
2	City Union Bank	125	1250	4.10	2	20	0.07	0	0	0.00
3	HDFC Bank	6215	93225	540.88	0	0	0.00	6215	93225	540.88
4	ICICI Bank	144	1728	16.08	0	0	0.00	144	1728	16.08
5	ING-Vysya Bank	3501	59517	560.24	2783	47311	475.02	1767	30039	275.92
6	KBS Local Area Bank	29	290	0.82	0	0	0.00	0	0	0.00
7	Karnataka Bank	3707	51672	644.98	949	14526	156.25	3552	50222	554.52
8	Tamilnad Mercantile Bank	1	16	0.03	0	0	0.00	0	0	0.00
	<b>Total</b>	<b>13723</b>	<b>207710</b>	<b>1767.13</b>	<b>3735</b>	<b>61869</b>	<b>631.34</b>	<b>11679</b>	<b>175226</b>	<b>1387.40</b>
<b>Kerala</b>										
1	Catholic Syrian Bank	3621	36210	364.42	274	2740	28.00	0	0	0.00
2	City Union Bank	210	2100	29.09	0	0	0.00	0	0	0.00
3	Dhanalakshmi Bank	22614	396041	2467.43	423	8067	45.70	21986	387521	2218.67
4	Federal Bank	2899	41409	325.89	683	10134	80.52	2565	39061	288.34
5	HDFC Bank	2778	41670	385.58	0	0	0.00	2778	41670	385.58
6	South Indian Bank	433	6495	39.72	33	495	5.23	336	5040	27.22
7	Tamilnad Mercantile Bank	91	1091	4.61	0	0	0.00	86	1031	4.50
	<b>Total</b>	<b>32646</b>	<b>525016</b>	<b>3616.74</b>	<b>1413</b>	<b>21436</b>	<b>159.44</b>	<b>27751</b>	<b>474323</b>	<b>2924.31</b>
<b>Puducherry</b>										
1	City Union Bank	183	0	10.04	0	0	0.00	0	0	0.00
2	Tamilnad Mercantile Bank	5	50	0.13	0	0	0.00	0	0	0.00
	<b>Total</b>	<b>188</b>	<b>50</b>	<b>10.17</b>	<b>0</b>	<b>0</b>	<b>0.00</b>	<b>0</b>	<b>0</b>	<b>0.00</b>
<b>Tamil Nadu</b>										
1	City Union Bank	10355	103550	524.21	3867	38670	104.16	NA	NA	NA
2	HDFC Bank	41999	629985	1059.82	0	0	0.00	41999	629985	1059.82
3	ICICI Bank	29526	354312	2686.83	0	0	0.00	29526	354312	2686.83
4	Tamilnad Mercantile Bank	9511	137776	427.05	763	10926	56.25	6728	96404	296.39
	<b>Total</b>	<b>91391</b>	<b>1225623</b>	<b>4697.91</b>	<b>4630</b>	<b>49596</b>	<b>160.41</b>	<b>78253</b>	<b>1080701</b>	<b>4043.04</b>
	<b>Total Southern Region</b>	<b>150097</b>	<b>2135311</b>	<b>10162.78</b>	<b>9782</b>	<b>132934</b>	<b>953.89</b>	<b>129324</b>	<b>1902082</b>	<b>8409.38</b>
	<b>Total - Pvt Sector Com. Banks</b>	<b>166233</b>	<b>2353055</b>	<b>11140.74</b>	<b>11366</b>	<b>148950</b>	<b>1323.65</b>	<b>143164</b>	<b>2097842</b>	<b>9033.17</b>
<b>Private Sector Commercial Banks - all India Position</b>										
1	AXIS Bank	37	479	7.06	33	419	6.96	37	479	7.06
2	Capital Local Area Bank	2	30	0.09	0	0	0.00	2	30	0.09

STATEMENT - III- A (ii) (contd.)

(Amount ₹ lakh)

Sr. No.	Name of the Bank	Details of SHGs Saving linked with Banks			Out of Total SHGs Under SGSY Scheme			Out of Total SHGs Exclusive Women SHGs		
		No. of SHGs	No. of Members	Savings Amount	No. of SHGs	No. of Members	Savings Amount	No. of SHGs	No. of Members	Savings Amount
3	Catholic Syrian Bank	3621	36210	364.42	274	2740	28.00	0	0	0.00
4	City Union Bank	11382	111990	583.80	3869	38690	104.23	0	0	0.00
5	Dhanalakshmi Bank	22614	396041	2467.43	423	8067	45.70	21986	387521	2218.67
6	Federal Bank	2899	41409	325.89	683	10134	80.52	2565	39061	288.34
7	HDFC Bank	72309	1084635	2142.05	0	0	0.00	72309	1084635	2142.05
8	ICICI Bank	32265	387180	2985.07	0	0	0.00	32265	387180	2985.07
9	ING-Vysya Bank	3501	59517	560.24	2783	47311	475.02	1767	30039	275.92
10	Jammu & Kashmir Bank	1627	16270	149.18	1199	11990	143.44	0	0	0.00
11	Karnataka Bank	4526	58570	698.96	956	14589	159.25	4163	56496	588.89
12	KBS Local Area Bank	29	290	0.82	0	0	0.00	0	0	0.00
13	Nainital Bank	530	5300	349.29	219	2190	213.84	279	2790	171.29
14	Ratnakar Bank	839	9506	34.34	131	1399	5.21	630	6936	27.12
15	South Indian Bank	433	6495	39.72	33	495	5.23	336	5040	27.22
16	Tamilnad Mercantile Bank	9619	139133	432.37	763	10926	56.25	6825	97635	301.44
	<b>Total Pvt. Sec. Com. Banks III - A (ii)</b>	<b>166233</b>	<b>2353055</b>	<b>11140.74</b>	<b>11366</b>	<b>148950</b>	<b>1323.65</b>	<b>143164</b>	<b>2097842</b>	<b>9033.17</b>
	<b>Total of All Pub. Sec. Com. Banks - III A(i)</b>	<b>4451853</b>	<b>55385944</b>	<b>404157.30</b>	<b>1220158</b>	<b>14444715</b>	<b>95257.73</b>	<b>3609900</b>	<b>44610437</b>	<b>330946.39</b>
	<b>Grand Total Comercial Banks</b>	<b>4618086</b>	<b>57738999</b>	<b>415298.04</b>	<b>1231524</b>	<b>14593665</b>	<b>96581.37</b>	<b>3753064</b>	<b>46708279</b>	<b>339979.55</b>

**STATEMENT - III - B**
**Progress under Microfinance - Savings of  
SHGs with Regional Rural Banks as on 31 March 2012**

(Amount ₹ lakh)

Sr. No.	Name of the Bank	Details of SHGs Saving linked with Banks			Out of Total SHGs Under SGSY Scheme			Out of Total SHGs Exclusive Women SHGs		
		No. of SHGs	No. of Members	Savings Amount	No. of SHGs	No. of Members	Savings Amount	No. of SHGs	No. of Members	Savings Amount
<b>NORTHERN REGION</b>										
<b>Haryana</b>										
1	Gurgaon Gramin Bank	11826	134454	1470.28	3480	38733	504.21	10031	113651	1301.77
2	Haryana Gramin Bank	6288	68482	378.00	4232	45131	276.60	5175	56718	301.38
	<b>Total</b>	<b>18114</b>	<b>202936</b>	<b>1848.28</b>	<b>7712</b>	<b>83864</b>	<b>780.81</b>	<b>15206</b>	<b>170369</b>	<b>1603.15</b>
<b>Himachal Pradesh</b>										
1	Himachal Gramin Bank	5478	53942	752.97	579	5776	70.18	4601	47973	429.14
2	Parvatiya Gramin Bank	1623	16879	115.20	441	3969	36.75	873	7262	52.12
	<b>Total</b>	<b>7101</b>	<b>70821</b>	<b>868.17</b>	<b>1020</b>	<b>9745</b>	<b>106.93</b>	<b>5474</b>	<b>55235</b>	<b>481.26</b>
<b>Jammu &amp; Kashmir</b>										
1	Ellaquai Dehati Bank	464	4579	16.22	288	2788	4.12	233	2083	0.71
2	Jammu and Kashmir Gramin Bank	310	2830	6.12	310	2830	6.12	302	2830	5.95
	<b>Total</b>	<b>774</b>	<b>7409</b>	<b>22.34</b>	<b>598</b>	<b>5618</b>	<b>10.24</b>	<b>535</b>	<b>4913</b>	<b>6.66</b>
<b>Punjab</b>										
1	Malwa KGB	782	8924	135.38	222	2472	23.34	632	7229	113.02
2	Punjab Gramin Bank	3178	40836	134.98	650	10914	36.10	3017	38738	127.94
3	Sutlej Gramin Bank	297	3137	16.14	297	3137	16.14	210	2172	10.70
	<b>Total</b>	<b>4257</b>	<b>52897</b>	<b>286.50</b>	<b>1169</b>	<b>16523</b>	<b>75.58</b>	<b>3859</b>	<b>48139</b>	<b>251.66</b>
<b>Rajasthan</b>										
1	Baroda Rajasthan Gramin Bank	21603	269030	836.94	7250	96755	236.10	17372	217870	673.02
2	Hadoti KGB	8175	89925	271.00	834	9105	47.23	6684	73576	213.28
3	Jaipur Thar Gramin Bank	11089	144157	1389.48	918	11934	229.09	9980	129740	1250.15
4	Mewar Aanchalik GB	2476	30323	13.55	1396	16501	7.64	1962	23280	10.33
5	MGB Grameen Bank	12620	127082	1071.45	1633	16405	164.83	11358	114373	964.30
6	Rajasthan Gramin Bank	11964	155529	685.78	1009	11816	37.23	11242	146143	644.39
	<b>Total</b>	<b>67927</b>	<b>816046</b>	<b>4268.20</b>	<b>13040</b>	<b>162516</b>	<b>722.12</b>	<b>58598</b>	<b>704982</b>	<b>3755.47</b>
	<b>Total Northern Region</b>	<b>98173</b>	<b>1150109</b>	<b>7293.49</b>	<b>23539</b>	<b>278266</b>	<b>1695.68</b>	<b>83672</b>	<b>983638</b>	<b>6098.20</b>
<b>NORTH EASTERN REGION</b>										
<b>Assam</b>										
1	Assam Gramin Vikash Bank	138473	1433133	2575.34	59784	618737	1698.75	104547	1082014	2235.45
2	Langpi Dehangi Rural Bank	10818	124032	463.76	1551	18612	66.49	10061	115350	431.30
	<b>Total</b>	<b>149291</b>	<b>1557165</b>	<b>3039.10</b>	<b>61335</b>	<b>637349</b>	<b>1765.24</b>	<b>114608</b>	<b>1197364</b>	<b>2666.75</b>
<b>Arunachal Pradesh</b>										
1	Arunachal Pradesh Rural Bank	959	11508	54.20	68	816	19.20	470	5640	23.10
	<b>Total</b>	<b>959</b>	<b>11508</b>	<b>54.20</b>	<b>68</b>	<b>816</b>	<b>19.20</b>	<b>470</b>	<b>5640</b>	<b>23.10</b>
<b>Manipur</b>										
1	Manipur Rural Bank	5784	90505	106.06	145	2180	1.25	5777	90396	105.96
	<b>Total</b>	<b>5784</b>	<b>90505</b>	<b>106.06</b>	<b>145</b>	<b>2180</b>	<b>1.25</b>	<b>5777</b>	<b>90396</b>	<b>105.96</b>



**STATEMENT - III - B (contd.)**

(Amount ₹ lakh)

Sr. No.	Name of the Bank	Details of SHGs Saving linked with Banks			Out of Total SHGs - Under SGSY Scheme			Out of Total SHGs - Exclusive Women SHGs		
		No. of SHGs	No. of Members	Savings Amount	No. of SHGs	No. of Members	Savings Amount	No. of SHGs	No. of Members	Savings Amount
<b>Meghalaya</b>										
1	Meghalaya Rural Bank	2507	27889	143.16	2063	22917	58.98	1031	11469	58.87
	<b>Total</b>	<b>2507</b>	<b>27889</b>	<b>143.16</b>	<b>2063</b>	<b>22917</b>	<b>58.98</b>	<b>1031</b>	<b>11469</b>	<b>58.87</b>
<b>Mizoram</b>										
1	Mizoram Rural Bank	2202	22020	507.04	2202	22020	507.04	NA	NA	NA
	<b>Total</b>	<b>2202</b>	<b>22020</b>	<b>507.04</b>	<b>2202</b>	<b>22020</b>	<b>507.04</b>	<b>NA</b>	<b>NA</b>	<b>NA</b>
<b>Nagaland</b>										
1	Nagaland Rural Bank	679	7789	50.99	89	992	1.68	679	7789	50.99
	<b>Total</b>	<b>679</b>	<b>7789</b>	<b>50.99</b>	<b>89</b>	<b>992</b>	<b>1.68</b>	<b>679</b>	<b>7789</b>	<b>50.99</b>
<b>Tripura</b>										
1	Tripura Gramin Bank	16696	175308	2736.28	5977	62759	979.03	11687	122714	1915.16
	<b>Total</b>	<b>16696</b>	<b>175308</b>	<b>2736.28</b>	<b>5977</b>	<b>62759</b>	<b>979.03</b>	<b>11687</b>	<b>122714</b>	<b>1915.16</b>
	<b>Total North Eastern Region</b>	<b>178118</b>	<b>1892184</b>	<b>6636.83</b>	<b>71879</b>	<b>749033</b>	<b>3332.42</b>	<b>134252</b>	<b>1435372</b>	<b>4820.83</b>
<b>EASTERN REGION</b>										
<b>Bihar</b>										
1	Bihar Kshetriya Gramin Bank	9505	123565	107.33	3455	44915	57.54	8932	107184	91.47
2	Madhya Bihar Gramin Bank	89013	1003488	1211.00	43442	493935	600.45	78342	890748	1065.84
3	Samastipur KGB	5024	65312	145.10	2296	29848	60.14	2633	34229	75.76
4	Uttar Bihar Gramin Bank	51126	563632	2837.01	34739	384894	1716.15	42072	425999	2360.54
	<b>Total</b>	<b>154668</b>	<b>1755997</b>	<b>4300.44</b>	<b>83932</b>	<b>953592</b>	<b>2434.28</b>	<b>131979</b>	<b>1458160</b>	<b>3593.61</b>
<b>Jharkhand</b>										
1	Jharkhand Gramin Bank	11726	136020	877.29	9665	115980	581.20	9887	123598	517.17
2	Vananchal Gramin Bank	19008	265726	711.19	10097	125462	304.41	15020	240320	551.02
	<b>Total</b>	<b>30734</b>	<b>401746</b>	<b>1588.48</b>	<b>19762</b>	<b>241442</b>	<b>885.61</b>	<b>24907</b>	<b>363918</b>	<b>1068.19</b>
<b>Odisha</b>										
1	Kalinga Gramya Bank	40262	527708	2162.14	3974	52087	119.14	38681	506987	2070.21
2	Neelachal Gramya Bank	44328	443280	2767.82	NA	NA	NA	NA	NA	NA
3	Rushikulya Gramya Bank	47858	382864	1811.00	632	4424	310.36	47226	378440	1500.64
4	Utkal Gramya Bank	94297	942970	11207.30	10382	103820	3438.84	86370	863700	10265.16
	<b>Total</b>	<b>226745</b>	<b>2296822</b>	<b>17948.26</b>	<b>14988</b>	<b>160331</b>	<b>3868.34</b>	<b>172277</b>	<b>1749127</b>	<b>13836.01</b>
<b>West Bengal</b>										
1	Bangiya Gramin Vikash Bank	128564	1435735	250.91	85460	965521	229.01	113062	1253860	174.65
2	Paschim Banga Gramin Bank	35520	356722	5265.22	18210	193201	2346.06	27318	285845	3412.11
3	Uttarbanga Kshetriya Gramin Bank	35649	412527	989.70	23381	269276	673.19	34518	399169	989.70
	<b>Total</b>	<b>199733</b>	<b>2204984</b>	<b>6505.83</b>	<b>127051</b>	<b>1427998</b>	<b>3248.26</b>	<b>174898</b>	<b>1938874</b>	<b>4576.46</b>
	<b>Total Eastern Region</b>	<b>611880</b>	<b>6659549</b>	<b>30343.01</b>	<b>245733</b>	<b>2783363</b>	<b>10436.49</b>	<b>504061</b>	<b>5510079</b>	<b>23074.27</b>

**STATEMENT - III-B (contd.)**

(Amount ₹ lakh)

Sr. No.	Name of the Bank	Details of SHGs Saving linked with Banks			Out of Total SHGs Under SGSY Scheme			Out of Total SHGs Exclusive Women SHGs		
		No. of SHGs	No. of Members	Savings Amount	No. of SHGs	No. of Members	Savings Amount	No. of SHGs	No. of Members	Savings Amount
<b>CENTRAL REGION</b>										
<b>Chhattisgarh</b>										
1	Chhattisgarh Gramin Bank Raipur	29574	384462	2143.17	10942	142246	547.10	6802	88426	492.93
2	Durg Rajnandgaon Gramin Bank	16521	330040	586.54	5965	89475	19.25	14869	297105	527.89
3	Surguja Kshetriya Gramin Bank	12661	101288	867.00	10762	86096	721.00	10039	80312	675.00
	<b>Total</b>	<b>58756</b>	<b>815790</b>	<b>3596.71</b>	<b>27669</b>	<b>317817</b>	<b>1287.35</b>	<b>31710</b>	<b>465843</b>	<b>1695.82</b>
<b>Madhya Pradesh</b>										
1	Jhabua Dhar RRB	7824	78240	451.06	1512	15120	80.14	5160	51600	297.48
2	Madhya Bharat RRB	12431	136741	772.01	8091	89001	441.40	6060	60742	343.62
3	Mahakaushal RRB	1547	15470	108.12	826	8260	53.07	1390	1251	82.83
4	Narmada Malwa RRB	17453	184174	417.93	12215	123845	289.83	11266	117054	295.54
5	Rewa Sidhi Gramin Bank	1076	10760	22.17	1076	10760	22.17	73	730	1.53
6	Satpura Narmada RRB	20878	229658	475.00	16580	182380	377.23	9347	102817	212.75
7	Sharda RRB	2488	24880	84.45	1656	16560	64.90	1416	14160	49.51
8	Vidisha Bhopal RRB	755	7550	6.29	522	5220	5.02	308	3080	3.89
	<b>Total</b>	<b>64452</b>	<b>687473</b>	<b>2337.03</b>	<b>42478</b>	<b>451146</b>	<b>1333.76</b>	<b>35020</b>	<b>351434</b>	<b>1287.15</b>
<b>Uttar Pradesh</b>										
1	Allahabad UP Gramin Bank	31975	350951	532.46	23184	254463	386.07	10321	111869	164.11
2	Aryavart Gramin Bank	20062	195681	743.29	16759	163705	673.28	7232	74713	272.36
3	Ballia Etawah Kshetriya Gramin Bank	7935	92492	149.15	5350	64039	103.68	5928	71091	123.50
4	Baroda Uttar Pradesh Gramin Bank	68409	770211	2771.88	38568	433299	1175.96	44975	509969	1935.13
5	Kashi Gomti samyut Gramin Bank	35087	421040	8.71	28045	336532	7.02	9860	11818	2.44
6	Kshetriya Kisan Gr. Bank Mainpuri	12738	216546	382.80	6950	59300	87.20	3085	45850	39.70
7	Prathama Bank	28997	306916	1667.00	5967	59670	298.35	15163	159762	844.00
8	Purvanchal Gramin Bank	36782	551730	1294.00	29993	449895	866.00	12831	192465	384.00
9	Sarva UP Gramin Bank	9985	105868	422.45	7787	82209	375.33	2716	29124	82.14
10	Shreyas Gramin Bank	13879	165948	2438.08	4724	58322	1085.49	9697	113551	2235.62
	<b>Total</b>	<b>265849</b>	<b>3177383</b>	<b>10409.82</b>	<b>167327</b>	<b>1961434</b>	<b>5058.38</b>	<b>121808</b>	<b>1320212</b>	<b>6083.00</b>
<b>Uttarakhand</b>										
1	Nainital Almora KGB	6368	58076	511.36	3191	29315	223.70	3623	34273	2.82
2	Uttaranchal Gramin Bank	9651	67557	886.47	7720	54045	709.18	5790	40534	531.88
	<b>Total</b>	<b>16019</b>	<b>125633</b>	<b>1397.83</b>	<b>10911</b>	<b>83360</b>	<b>932.88</b>	<b>9413</b>	<b>74807</b>	<b>534.70</b>
	<b>Total Central Region</b>	<b>405076</b>	<b>4806279</b>	<b>17741.39</b>	<b>248385</b>	<b>2813757</b>	<b>8612.37</b>	<b>197951</b>	<b>2212296</b>	<b>9600.67</b>

**STATEMENT - III-B (contd.)**

(Amount ₹ lakh)

Sr. No.	Name of the Bank	Details of SHGs Saving linked with Banks			Out of Total SHGs - Under SGSY Scheme			Out of Total SHGs - Exclusive Women SHGs		
		No. of SHGs	No. of Members	Savings Amount	No. of SHGs	No. of Members	Savings Amount	No. of SHGs	No. of Members	Savings Amount
<b>WESTERN REGION</b>										
<b>Gujarat</b>										
1	Baroda Gujarat Gramin Bank	26641	266410	886.61	20095	200950	714.41	22111	221110	536.79
2	Dena Gujarat Gramin Bank	21543	232234	1281.92	7716	82947	522.08	19216	204270	1146.04
3	Saurashtra Gramin Bank	10529	118659	814.43	2326	27260	160.78	8536	98531	631.26
	<b>Total</b>	<b>58713</b>	<b>617303</b>	<b>2982.96</b>	<b>30137</b>	<b>3111157</b>	<b>1397.27</b>	<b>49863</b>	<b>523911</b>	<b>2314.09</b>
<b>Maharashtra</b>										
1	Maharashtra Gramin Bank	46916	562992	456.57	7562	90384	73.59	42224	506692	410.91
2	Vidharbha Kshetriya Gramin Bank	24777	260085	2233.00	2952	30110	293.08	22169	240336	2166.01
3	Wainganga Krishna Gramin Bank	22826	291504	1192.48	5854	71593	101.57	15876	217493	394.71
	<b>Total</b>	<b>94519</b>	<b>1114581</b>	<b>3882.05</b>	<b>16368</b>	<b>192087</b>	<b>468.24</b>	<b>80269</b>	<b>964521</b>	<b>2971.63</b>
	<b>Total Western Region</b>	<b>153232</b>	<b>1731884</b>	<b>6865.01</b>	<b>46505</b>	<b>503244</b>	<b>1865.51</b>	<b>130132</b>	<b>1488432</b>	<b>5285.72</b>
<b>SOUTHERN REGION</b>										
<b>Andhra Pradesh</b>										
1	Andhra Pradesh Gr. Vikas Bank	163308	1798398	2531.09	23545	117725	113.22	163308	1798398	2531.09
2	Andhra Pragati Grameena Bank	114709	1295151	14835.62	3713	43320	385.45	114709	1295151	14835.62
3	Chaitanya Godavari Gr. Bank	32356	323560	6355.47	0	0	0.00	32356	323560	6355.47
4	Deccan Grameen Bank	59715	764890	5864.94	0	0	0.00	59715	764890	5864.94
5	Saptagiri Grameena Bank	35816	429792	2240.72	0	0	0.00	35816	429792	2240.72
	<b>Total</b>	<b>405904</b>	<b>4611791</b>	<b>31827.84</b>	<b>27258</b>	<b>161045</b>	<b>498.67</b>	<b>405904</b>	<b>4611791</b>	<b>31827.84</b>
<b>Karnataka</b>										
1	Cauvery Kalpataru Grameena Bank	27388	408820	3887.00	5480	82164	788.40	24059	360885	3398.30
2	Chiko Kodagu Gr. Bank	2713	37982	331.31	175	2450	97.35	2577	36078	314.74
3	Karnataka Vikasa Gr. Bank	45889	679710	2846.00	1940	31345	96.00	43710	675146	267.20
4	Krishna Gramin Bank	22521	337815	198.23	1252	18780	62.60	20268	304020	178.40
5	Pragathi Grameena Bank	72559	817354	15845.00	1336	24048	1617.12	58047	653883	12676.00
6	Visveshtvaraya Gr. Bank	5086	96621	318.44	199	3382	2.85	4140	74477	230.79
	<b>Total</b>	<b>176156</b>	<b>2378302</b>	<b>23425.98</b>	<b>10382</b>	<b>162169</b>	<b>2664.32</b>	<b>152801</b>	<b>2104489</b>	<b>17065.43</b>
<b>Kerala</b>										
1	North Malabar Gr. Bank	17779	284464	985.62	6274	100384	384.61	12258	196128	758.22
2	South Malabar Gr. Bank	25100	336100	278.61	7510	112650	64.80	24600	329400	271.10
	<b>Total</b>	<b>42879</b>	<b>620564</b>	<b>1264.23</b>	<b>13784</b>	<b>213034</b>	<b>449.41</b>	<b>36858</b>	<b>525528</b>	<b>1029.32</b>
<b>Puducherry</b>										
1	Puduvai Bharathi Grama Bank	3242	58407	301.50	106	1908	2.12	3107	55926	291.07
	<b>Total</b>	<b>3242</b>	<b>58407</b>	<b>301.50</b>	<b>106</b>	<b>1908</b>	<b>2.12</b>	<b>3107</b>	<b>55926</b>	<b>291.07</b>
<b>Tamil Nadu</b>										
1	Pallavan Grama Bank	16878	279182	2881.45	3733	58008	637.23	16576	27732	2829.93
2	Pandyan Grama Bank	35830	580446	1433.20	NA	NA	NA	33391	547612	1306.25
	<b>Total</b>	<b>52708</b>	<b>859628</b>	<b>4314.65</b>	<b>3733</b>	<b>58008</b>	<b>637.23</b>	<b>49967</b>	<b>575344</b>	<b>4136.18</b>
	<b>Total Southern Region</b>	<b>680889</b>	<b>8528692</b>	<b>61134.20</b>	<b>55263</b>	<b>596164</b>	<b>4251.75</b>	<b>648637</b>	<b>7873078</b>	<b>54349.84</b>
	<b>Total - Regional Rural Banks</b>	<b>2127368</b>	<b>24768697</b>	<b>130013.93</b>	<b>691304</b>	<b>7723827</b>	<b>30194.22</b>	<b>1698705</b>	<b>19502895</b>	<b>103229.53</b>

STATEMENT - III - C

Progress under Microfinance - Savings of SHGs with  
Co-operative Banks as on 31 March 2012

(Amount ₹ lakh)

Sr. No.	Name of the Bank	Details of SHGs Saving linked with Banks			Out of Total SHGs - Under SGSY Scheme			Out of Total SHGs - Exclusive Women SHGs		
		No. of SHGs	No. of Members	Savings Amount	No. of SHGs	No. of Members	Savings Amount	No. of SHGs	No. of Members	Savings Amount
<b>NORTHERN REGION</b>										
<b>Haryana</b>										
1	Ambala DCCB	131	1171	16.62	0	0	0.00	75	780	11.61
2	Bhiwani DCCB	6	72	1.04	0	0	0.00	2	12	0.22
3	Faridabad DCCB	4	48	0.07	0	0	0.00	2	22	0.03
4	Fatahabad DCCB	324	3187	17.40	324	3187	17.40	222	2131	11.02
5	Gurgaon DCCB	279	3273	25.54	21	251	0.89	276	3222	24.38
6	Hissar DCCB	353	3557	18.64	335	3481	18.30	67	677	2.96
7	Jhajjar DCCB	38	380	1.42	38	380	1.42	30	300	1.29
8	Jind DCCB	22	220	1.58	22	220	1.58	22	220	1.58
9	Kaithal DCCB	30	300	2.37	30	300	2.37	30	300	2.37
10	Karnal DCCB	913	11084	36.29	602	6140	16.10	309	6116	18.10
11	Mahendergarh DCCB	30	380	0.27	20	260	0.12	11	136	0.12
12	Panchkula DCCB	199	2980	14.72	177	2750	13.08	22	230	1.64
13	Panipat DCCB	164	1843	10.83	4	48	0.05	160	1774	10.78
14	Rewari DCCB	198	2111	21.31	194	2096	20.11	198	2111	21.31
15	Rohtak DCCB	261	2610	12.02	14	140	3.10	6	60	0.01
16	Sirsa DCCB	432	4382	30.19	393	4257	28.03	292	2964	21.93
17	Sonepat DCCB	26	265	1.54	26	265	1.54	26	100	1.54
18	Yamuna Nagar DCCB	5	50	0.05	0	0	0.00	2	20	0.03
	<b>Total</b>	<b>3415</b>	<b>37913</b>	<b>211.90</b>	<b>2200</b>	<b>23775</b>	<b>124.09</b>	<b>1752</b>	<b>21175</b>	<b>130.91</b>
<b>Himachal Pradesh</b>										
1	Himachal Pradesh SCB	17637	65887	796.03	1348	11692	81.72	6270	54101	456.09
2	Jogindra DCCB	4200	43015	98.25	101	1115	10.00	3850	42114	88.00
3	Kangra DCCB	7082	70820	163.69	1023	10230	25.57	6982	69820	138.12
	<b>Total</b>	<b>28919</b>	<b>179722</b>	<b>1057.97</b>	<b>2472</b>	<b>23037</b>	<b>117.29</b>	<b>17102</b>	<b>166035</b>	<b>682.21</b>
<b>Jammu &amp; Kashmir</b>										
1	J & K SCB	531	3764	25.56	53	371	2.54	443	3208	17.81
2	Anantnag DCCB	210	1470	10.50	210	1470	10.50	210	1470	10.50
3	Baramulla DCCB	250	2480	18.20	250	2480	18.20	6	170	2.25
4	Jammu DCCB	260	1762	15.48	260	1762	15.48	260	1762	15.48
	<b>Total</b>	<b>1251</b>	<b>9476</b>	<b>69.74</b>	<b>773</b>	<b>6083</b>	<b>46.72</b>	<b>919</b>	<b>6610</b>	<b>46.04</b>
<b>New Delhi</b>										
1	Delhi SCB	85	1210	25.43	0	0	0.00	85	1210	25.43
	<b>Total</b>	<b>85</b>	<b>1210</b>	<b>25.43</b>	<b>0</b>	<b>0</b>	<b>0.00</b>	<b>85</b>	<b>1210</b>	<b>25.43</b>
<b>Punjab</b>										
1	Amritsar DCCB	175	2625	1.45	0	0	0.00	168	2520	1.36
2	Bathinda DCCB	258	3112	36.14	0	0	0.00	258	3112	36.14
3	Faridkot DCCB	157	1890	4.95	0	0	0.00	157	1890	4.95
4	Fategarh Sahib DCCB	628	6594	0.91	0	0	0.00	621	6521	0.91
5	Fazilka DCCB	101	1056	5.81	101	1056	5.81	101	1056	5.81
6	Ferozepur DCCB	55	1089	1.39	44	627	1.08	55	1067	1.39
7	Gurdaspur DCCB	408	4475	28.42	0	0	0.00	0	0	0.00

**STATEMENT - III - C (contd.)**

(Amount ₹ lakh)

Sr. No.	Name of the Bank	Details of SHGs Saving linked with Banks			Out of Total SHGs Under SGSY Scheme			Out of Total SHGs Exclusive Women SHGs		
		No. of SHGs	No. of Members	Savings Amount	No. of SHGs	No. of Members	Savings Amount	No. of SHGs	No. of Members	Savings Amount
8	Hoshiarpur DCCB	360	5329	23.82	0	0	0.00	28	379	3.62
9	Jalandhar DCCB	605	9070	35.87	4	40	0.00	1	10	0.00
10	Kapurthala DCCB	180	2213	15.64	0	0	0.00	173	2132	15.64
11	Ludhiana DCCB	348	4207	11.32	0	0	0.00	0	0	0.00
12	Mansa DCCB	43	473	0.86	0	0	0.00	43	473	0.86
13	Moga DCCB	147	1764	0.86	0	0	0.00	147	1764	0.86
14	Mohali DCCB	318	3190	13.88	0	0	0.00	318	3190	13.88
15	Muktsar DCCB	229	4580	0.80	225	4500	0.78	227	4540	0.79
16	Nawanshahr DCCB	275	2980	20.71	0	0	0.00	275	2980	20.71
17	Patiala DCCB	475	6595	98.75	21	321	0.86	447	5810	93.59
18	Ropar DCCB	316	4489	55.32	0	0	0.00	0	0	0.00
19	Sangrur DCCB	367	4037	49.84	360	3960	48.60	367	4037	49.84
20	Taran Taaran DCCB	41	733	1.58	0	0	0.00	41	733	1.58
	<b>Total</b>	<b>5486</b>	<b>70501</b>	<b>408.32</b>	<b>755</b>	<b>10504</b>	<b>57.13</b>	<b>3427</b>	<b>42214</b>	<b>251.93</b>
<b>Rajasthan</b>										
1	Ajmer DCCB	5337	56038	665.20	62	650	8.80	5233	54940	634.99
2	Alwar DCCB	3524	33778	37.44	124	1240	0.75	3320	31754	35.51
3	Banswara DCCB	1128	14110	86.70	774	9757	67.78	1062	13145	85.20
4	Baran DCCB	1871	20450	95.07	210	2100	11.05	1851	20250	94.02
5	Barmer DCCB	5440	59840	408.12	792	8954	86.38	5390	59290	407.12
6	Bharatpur DCCB	2131	21310	102.33	0	0	0.00	2131	21310	102.33
7	Bhilwara DCCB	3564	35905	236.15	110	1115	11.20	3411	34365	221.15
8	Bikaner DCCB	1540	15400	76.38	29	260	0.50	951	9510	35.32
9	Bundi DCCB	1889	20004	90.47	5	55	2.50	1881	19949	84.79
10	Chittorgarh DCCB	2328	25230	50.52	37	406	0.86	2158	23364	47.36
11	Churu DCCB	2596	27535	71.64	49	498	0.62	2212	22805	55.72
12	Dausa DCCB	1258	12580	109.93	0	0	0.00	1083	10830	82.38
13	Dungarpur DCCB	1444	18421	58.46	298	3877	12.36	1353	17367	56.90
14	Hanumangarh DCCB	2821	30430	240.20	101	1024	8.10	2682	29368	229.60
15	Jaipur DCCB	3950	38800	154.73	0	0	0.00	3950	38800	154.73
16	Jaisalmer DCCB	1336	13554	46.33	23	230	1.02	1288	13274	44.64
17	Jalore DCCB	2383	24194	125.48	90	981	12.98	2291	23784	123.29
18	Jhalawar DCCB	1647	16957	92.08	137	1430	9.82	1182	12231	91.72
19	Jhunjhunu DCCB	2572	25720	79.76	35	350	1.34	2509	25090	74.76
20	Jodhpur DCCB	2295	29835	267.53	104	1044	23.10	2152	27976	229.77
21	Kota DCCB	2439	26180	52.50	22	220	0.22	2424	25780	52.08
22	Nagaur DCCB	3281	36665	104.25	51	530	3.58	3266	36467	103.06
23	Pali DCCB	2780	27832	246.28	89	890	6.37	2777	27827	198.75
24	S.Ganganagar DCCB	4127	41270	255.40	83	911	8.82	4127	41270	255.40
25	Sikar DCCB	2308	23080	103.11	16	160	0.93	2308	23080	103.11
26	Sirohi DCCB	1262	12620	60.88	61	610	0.62	1112	11120	57.37
27	Swai Madhopur DCCB	1960	19975	127.88	17	171	2.38	1927	19450	122.61
28	Tonk DCCB	537	6463	37.24	7	85	4.45	195	2323	9.19
29	Udaipur DCCB	5702	59456	268.55	624	6272	26.38	5537	56562	258.03
	<b>Total</b>	<b>75450</b>	<b>793632</b>	<b>4350.61</b>	<b>3950</b>	<b>43820</b>	<b>312.91</b>	<b>71763</b>	<b>753281</b>	<b>4050.90</b>
	<b>Total Northern Region</b>	<b>114606</b>	<b>1092454</b>	<b>6123.97</b>	<b>10150</b>	<b>107219</b>	<b>658.14</b>	<b>95048</b>	<b>990525</b>	<b>5187.42</b>

**STATEMENT - III - C (contd.)**

(Amount ₹ lakh)

Sr. No.	Name of the Bank	Details of SHGs Saving linked with Banks			Out of Total SHGs - Under SGSY Scheme			Out of Total SHGs - Exclusive Women SHGs		
		No. of SHGs	No. of Members	Savings Amount	No. of SHGs	No. of Members	Savings Amount	No. of SHGs	No. of Members	Savings Amount
<b>NORTH EASTERN REGION</b>										
<b>Assam</b>										
1	Assam SCB	24510	269640	815.35	17187	189057	571.74	14732	162015	488.90
	<b>Total</b>	<b>24510</b>	<b>269640</b>	<b>815.35</b>	<b>17187</b>	<b>189057</b>	<b>571.74</b>	<b>14732</b>	<b>162015</b>	<b>488.90</b>
<b>Arunachal Pradesh</b>										
1	Arunachal Pradesh SCB	421	4210	28.98	255	2550	12.75	0	0	0.00
	<b>Total</b>	<b>421</b>	<b>4210</b>	<b>28.98</b>	<b>255</b>	<b>2550</b>	<b>12.75</b>	<b>0</b>	<b>0</b>	<b>0.00</b>
<b>Manipur</b>										
1	Manipur SCB	972	11664	9.98	47	658	0.48	44	484	0.35
	<b>Total</b>	<b>972</b>	<b>11664</b>	<b>9.98</b>	<b>47</b>	<b>658</b>	<b>0.48</b>	<b>44</b>	<b>484</b>	<b>0.35</b>
<b>Meghalaya</b>										
1	Meghalaya SCB	2527	32890	40.28	1444	17328	11.55	1501	22515	12.01
	<b>Total</b>	<b>2527</b>	<b>32890</b>	<b>40.28</b>	<b>1444</b>	<b>17328</b>	<b>11.55</b>	<b>1501</b>	<b>22515</b>	<b>12.01</b>
<b>Mizoram</b>										
1	Mizoram SCB	670	8149	22.30	670	8149	22.30	0	0	0.00
	<b>Total</b>	<b>670</b>	<b>8149</b>	<b>22.30</b>	<b>670</b>	<b>8149</b>	<b>22.30</b>	<b>0</b>	<b>0</b>	<b>0.00</b>
<b>Nagaland</b>										
1	Nagaland SCB	3679	38932	190.56	0	0	0.00	3311	33110	171.50
	<b>Total</b>	<b>3679</b>	<b>38932</b>	<b>190.56</b>	<b>0</b>	<b>0</b>	<b>0.00</b>	<b>3311</b>	<b>33110</b>	<b>171.50</b>
<b>Sikkim</b>										
1	Sikkim SCB	654	5884	81.79	417	3588	22.95	295	3178	24.16
	<b>Total</b>	<b>654</b>	<b>5884</b>	<b>81.79</b>	<b>417</b>	<b>3588</b>	<b>22.95</b>	<b>295</b>	<b>3178</b>	<b>24.16</b>
<b>Tripura</b>										
1	Tripura SCB	5689	62583	388.99	3253	35787	63.23	3603	39639	140.04
	<b>Total</b>	<b>5689</b>	<b>62583</b>	<b>388.99</b>	<b>3253</b>	<b>35787</b>	<b>63.23</b>	<b>3603</b>	<b>39639</b>	<b>140.04</b>
	<b>Total North Eastern Region</b>	<b>39122</b>	<b>433952</b>	<b>1578.23</b>	<b>23273</b>	<b>257117</b>	<b>705.00</b>	<b>23486</b>	<b>260941</b>	<b>836.96</b>
<b>EASTERN REGION</b>										
<b>A &amp; N Islands (UT)</b>										
1	A & N SCB	3822	45864	81.07	231	2772	44.50	3630	43570	77.01
	<b>Total</b>	<b>3822</b>	<b>45864</b>	<b>81.07</b>	<b>231</b>	<b>2772</b>	<b>44.50</b>	<b>3630</b>	<b>43570</b>	<b>77.01</b>
<b>Odisha</b>										
1	Angul United DCCB	7415	81568	472.30	326	3912	11.63	7365	81021	464.20
2	Aska DCCB	1215	12080	25.59	96	1053	24.08	1215	12080	25.59
3	Balasore Bhadrak DCCB	12737	152844	1374.43	424	5512	86.78	424	5512	86.78
4	Banki DCCB	1057	11213	27.21	0	0	0.00	1044	10511	25.35
5	Berhampur DCCB	1191	17028	301.83	167	1668	8.35	1024	15360	293.48
6	Bhawanipatna DCCB	833	8320	25.47	0	0	0.00	720	7190	24.73
7	Bolangir DCCB	3962	46061	165.73	325	3941	51.10	3669	42012	113.16
8	Boudh DCCB	1519	16732	75.89	48	510	0.72	1519	16732	75.89
9	Cuttack DCCB	10787	129444	273.85	53	619	11.37	9432	113184	248.68
10	Keonjhar DCCB	2609	28835	350.44	211	2364	48.87	2181	24371	315.83
11	Khurda DCCB	5067	81072	158.06	38	414	0.81	3587	53805	121.45
12	Koraput DCCB	11938	156590	1448.69	1605	22001	361.78	11208	149396	1396.04
13	Mayurbhanj DCCB	1332	13320	49.92	0	0	0.00	1332	13320	49.92
14	Nayagarh DCCB	2748	33800	47.69	182	2080	12.10	176	2036	11.96
15	Sambalpur DCCB	4018	41782	399.61	302	3751	90.15	3915	40426	375.59

**STATEMENT - III - C (contd.)**

(Amount ₹ lakh)

Sr. No.	Name of the Bank	Details of SHGs Saving linked with Banks			Out of Total SHGs Under SGSY Scheme			Out of Total SHGs Exclusive Women SHGs		
		No. of SHGs	No. of Members	Savings Amount	No. of SHGs	No. of Members	Savings Amount	No. of SHGs	No. of Members	Savings Amount
16	Sundargarh DCCB	6220	74190	585.53	783	8456	56.02	6074	72730	56.58
17	United Puri Nimapara DCCB	2807	25254	39.65	0	0	0.00	96	861	1.36
	<b>Total</b>	<b>77455</b>	<b>930133</b>	<b>5821.89</b>	<b>4560</b>	<b>56281</b>	<b>763.76</b>	<b>54981</b>	<b>660547</b>	<b>3686.59</b>
<b>West Bengal</b>										
1	West Bengal SCB	1128	10742	249.00	0	0	0.00	0	0	0.00
2	West Bengal SCARDB	2835	27913	306.72	0	0	0.00	2497	24979	270.16
3	Bankura DCCB	14710	131683	1704.65	0	0	0.00	14628	128433	1701.04
4	Birbhum DCCB	3112	28463	327.94	0	0	0.00	1473	11344	113.44
5	Burdwan DCCB	535	4173	52.18	0	0	0.00	415	3237	40.69
6	Darjeeling DCCB	447	4069	58.17	0	0	0.00	291	3056	37.86
7	Dk. Dinajpur DCCB	2656	24498	330.23	0	0	0.00	2555	23471	317.68
8	Hooghly DCCB	25431	157500	27.79	0	0	0.00	25219	156356	27.56
9	Howrah DCCB	6397	55440	786.91	0	0	0.00	5616	51221	727.02
10	Jalpaiguri DCCB	2268	20977	2.50	0	0	0.00	2149	19827	2.25
11	Malda DCCB	15727	144855	13.58	0	0	0.00	13526	126529	11.68
12	Mugberia DCCB	6785	49352	789.22	95	954	2.32	6472	47753	752.81
13	Murshidabad DCCB	12535	100678	16.21	0	0	0.00	12535	100678	16.21
14	Nadia DCCB	17164	156048	2298.74	0	0	0.00	15835	140685	2043.26
15	Purulia DCCB	6930	76451	281.69	1964	23568	66.46	6776	74704	275.57
16	Raiganj DCCB	0	0	0.00	0	0	0.00	0	0	0.00
17	Tamluk-Ghatal DCCB	7057	53516	789.25	0	0	0.00	5998	45764	670.89
18	Vidyasagar DCCB	9357	87955	8.36	2124	21983	2.23	7787	77013	6.96
	<b>Total</b>	<b>135074</b>	<b>1134313</b>	<b>8043.15</b>	<b>4183</b>	<b>46505</b>	<b>71.01</b>	<b>123772</b>	<b>1035050</b>	<b>7015.09</b>
	<b>Total Eastern Region</b>	<b>216351</b>	<b>2110310</b>	<b>13946.11</b>	<b>8974</b>	<b>105558</b>	<b>879.27</b>	<b>182383</b>	<b>1739167</b>	<b>10778.69</b>
<b>CENTRAL REGION</b>										
<b>Chhattisgarh</b>										
1	Ambikapur DCCB	1709	20680	98.20	0	0	0.00	1460	17490	83.25
2	Bilaspur DCCB	2213	22521	157.45	2213	22521	157.45	1208	15523	100.10
3	Durg DCCB	5542	72588	259.62	0	0	0.00	0	0	0.00
4	Jagdalpur DCCB	7504	75040	267.25	3	30	1.50	5112	51120	222.53
5	Raipur DCCB	1517	21770	212.15	0	0	0.00	1517	21770	212.15
6	Rajnandgaon DCCB	4763	57282	153.31	0	0	0.00	NA	NA	NA
	<b>Total</b>	<b>23248</b>	<b>269881</b>	<b>1147.98</b>	<b>2216</b>	<b>22551</b>	<b>158.95</b>	<b>9297</b>	<b>105903</b>	<b>618.03</b>
<b>Madhya Pradesh</b>										
1	Balaghat DCCB	116	1276	6.60	0	0	0.00	0	0	0.00
2	Betul DCCB	110	1354	2.04	110	1354	2.04	76	1014	1.41
3	Chhatarpur DCCB	2358	25938	180.97	1575	16127	50.40	1178	11897	100.55
4	Chhindwara DCCB	102	1020	14.46	0	0	0.00	100	1000	14.25
5	Dewas DCCB	117	1170	1.17	0	0	0.00	117	1170	1.17
6	Dhar DCCB	299	3289	5.93	0	0	0.00	85	935	2.67
7	Guna DCCB	275	2750	2.48	275	2750	2.48	275	2750	2.48
8	Hoshangabad DCCB	85	865	0.00	47	485	0.00	47	485	0.00
9	Jhabua DCCB	2704	27040	27.65	1989	19890	22.70	812	8120	9.05

**TATEMENT - III - C (contd.)**

(Amount ₹ lakh)

Sr. No.	Name of the Bank	Details of SHGs Saving linked with Banks			Out of Total SHGs Under SGSY Scheme			Out of Total SHGs Exclusive Women SHGs		
		No. of SHGs	No. of Members	Savings Amount	No. of SHGs	No. of Members	Savings Amount	No. of SHGs	No. of Members	Savings Amount
10	Khandwa DCCB	805	8361	139.87	675	6750	21.46	429	4608	15.55
11	Khargone DCCB	3620	36200	3.50	0	0	0.00	3099	30990	1.80
12	Raisen DCCB	512	7680	0.67	130	1690	0.28	377	5278	0.22
13	Rajgarh DCCB	152	2888	2.83	0	0	0.00	84	1338	1.89
14	Shahdol DCCB	604	6330	13.34	513	5260	8.40	322	3315	6.05
15	Shajapur DCCB	769	8512	26.22	769	8512	26.22	582	6402	17.05
16	Shivpuri DCCB	67	670	1.79	0	0	0.00	67	670	1.79
17	Tikamgarh DCCB	393	3930	2.83	0	0	0.00	191	1910	1.47
18	Vidisha DCCB	318	4770	15.52	0	0	0.00	245	3675	11.67
	<b>Total</b>	<b>13406</b>	<b>144043</b>	<b>447.87</b>	<b>6083</b>	<b>62818</b>	<b>133.98</b>	<b>8086</b>	<b>85557</b>	<b>189.07</b>
<b>Uttar Pradesh</b>										
1	Agra DCCB	155	1548	12.97	11	165	0.86	57	855	7.13
2	Allahabad DCCB	67	808	1.32	10	168	1.22	9	117	0.74
3	Azamgarh DCCB	62	757	2.48	62	757	2.48	38	471	1.57
4	Bahiraich DCCB	116	1452	1.16	2	25	0.02	101	1241	1.01
5	Ballia DCCB	111	1405	7.76	0	0	0.00	108	1362	7.67
6	Banda DCCB	44	485	1.59	0	0	0.00	44	485	1.59
7	Barabanki DCCB	87	1325	1.38	29	419	1.38	32	524	0.63
8	Bareilly DCCB	242	0	6.50	0	0	0.00	0	0	0.00
9	Bulandsahar DCCB	45	662	5.19	6	69	2.32	28	432	2.72
10	Etawah DCCB	52	582	4.82	52	582	4.82	9	110	0.85
11	Firozabad DCCB	1919	28785	2.18	620	7414	0.75	1439	21585	1.37
12	Ghaziabad DCCB	117	415	4.14	0	0	0.00	61	215	2.90
13	Ghazipur DCCB	46	496	1.46	0	0	0.00	11	182	0.61
14	Gorakhpur	235	2375	8.93	0	0	0.00	135	1370	3.65
15	Hamirpur DCCB	550	37	0.00	550	37	0.00	550	37	0.00
16	Hardoi DCCB	58	687	0.01	0	0	0.00	29	299	0.00
17	Jalaun DCCB	103	1442	6.37	32	416	3.71	38	532	4.09
18	Jhansi DCCB	45	458	2.75	0	0	0.00	45	458	2.75
19	Kanpur DCCB	7	76	0.00	0	0	0.00	0	0	0.00
20	Lakhimpur Kheri DCCB	473	5203	0.00	452	4974	0.00	227	2498	0.00
21	Lalitpur DCCB	318	3816	28.62	192	2304	17.48	175	2108	14.05
22	Mathura DCCB	98	1372	2.19	42	588	1.36	1	14	0.26
23	Meerut DCCB	113	1130	6.23	0	0	0.00	42	750	2.50
24	Mirzapur DCCB	389	4698	4.69	389	4698	4.69	50	611	0.54
25	Moradabad DCCB	315	3150	4.71	312	3120	4.69	3	30	0.10
26	Muzaffarnagar DCCB	146	1606	7.97	20	245	0.34	24	313	1.40
27	Pilibhit DCCB	81	950	3.06	56	632	2.13	24	266	0.63
28	Pratapgarh DCCB	219	2641	11.89	161	1771	8.59	129	1659	7.09
29	Rampur DCCB	140	1559	7.42	24	245	1.09	96	1132	5.12
30	Sahanjhanpur DCCB	1403	14530	0.15	1210	12000	0.05	39	390	0.00
31	Saharanpur DCCB	1200	15000	75.00	0	0	0.00	980	13600	64.00
32	Unnao DCCB	239	2970	8.75	0	0	0.00	169	1993	6.18
	<b>Total</b>	<b>9195</b>	<b>102420</b>	<b>231.68</b>	<b>4232</b>	<b>40629</b>	<b>57.99</b>	<b>4693</b>	<b>55639</b>	<b>141.16</b>



**STATEMENT - III - C (contd.)**

(Amount ₹ lakh)

Sr. No.	Name of the Bank	Details of SHGs Saving linked with Banks			Out of Total SHGs - Under SGSY Scheme			Out of Total SHGs Exclusive Women SHGs		
		No. of SHGs	No. of Members	Savings Amount	No. of SHGs	No. of Members	Savings Amount	No. of SHGs	No. of Members	Savings Amount
<b>Uttarakhand</b>										
1	Almora DCCB	1439	10363	0.84	1439	10363	0.84	741	5503	0.43
2	Chamoli DCCB	1292	9018	113.09	541	3543	58.33	786	4322	53.37
3	Dehradun DCCB	1002	6875	70.84	373	3730	47.08	904	5895	64.10
4	Garhwal (Kotdwar) DCCB	336	2195	20.47	132	924	7.40	225	577	15.31
5	Haridwar DCCB	153	1836	0.09	153	1836	0.09	67	804	0.05
6	Nainital DCCB	203	2030	22.09	203	2030	22.09	113	565	12.30
7	Pithoragarh DCCB	1053	6987	36.32	993	6597	35.42	693	4530	26.70
8	Tehri DCCB	1027	10191	0.19	674	6725	0.03	249	2490	0.19
9	US Nagar DCCB	348	4176	50.91	348	4176	50.91	0	0	0.00
10	Uttarakashi DCCB	892	6147	40.05	614	4296	14.94	853	5972	14.15
	<b>Total</b>	<b>7745</b>	<b>59818</b>	<b>354.89</b>	<b>5470</b>	<b>44220</b>	<b>237.13</b>	<b>4631</b>	<b>30658</b>	<b>186.59</b>
	<b>Total Central Region</b>	<b>53594</b>	<b>576162</b>	<b>2182.43</b>	<b>18001</b>	<b>170218</b>	<b>588.05</b>	<b>26707</b>	<b>277757</b>	<b>1134.84</b>
<b>WESTERN REGION</b>										
<b>Goa</b>										
1	Goa SCB	3014	39786	376.98	102	1226	5.53	2602	34457	326.53
	<b>Total</b>	<b>3014</b>	<b>39786</b>	<b>376.98</b>	<b>102</b>	<b>1226</b>	<b>5.53</b>	<b>2602</b>	<b>34457</b>	<b>326.53</b>
<b>Gujarat</b>										
1	Ahmedabad DCCB	4531	52210	55.18	4531	52210	55.10	3746	43330	25.59
2	Amreli DCCB	579	7575	0.35	0	0	0.00	386	5183	0.25
3	Banaskantha DCCB	9292	107812	520.20	0	0	0.00	8357	96982	517.25
4	Baroda DCCB	19	244	0.66	0	0	0.00	12	148	0.23
5	Bharuch DCCB	784	9408	2.83	0	0	0.00	472	5664	1.27
6	Bhavnagar DCCB	864	10364	0.92	0	0	0.00	320	3927	0.23
7	Jamnagar DCCB	159	1696	9.67	53	491	3.46	88	976	4.92
8	Junagadh DCCB	459	5636	32.80	0	0	0.00	432	5382	31.57
9	Kheda DCCB	426	5149	23.91	0	0	0.00	245	3338	14.20
10	Kodinar DCCB	787	9683	93.06	787	9683	93.06	27	364	0.88
11	Kutch DCCB	450	4500	0.00	0	0	0.00	353	3975	0.00
12	Mehsana DCCB	4215	58712	3.71	3999	55723	3.52	216	2989	0.19
13	Panchmahal DCCB	774	6102	29.08	541	3317	19.95	474	5775	19.54
14	Rajkot DCCB	3463	48365	4.14	174	2060	0.32	3029	42828	3.67
15	Sabarkantha DCCB	2027	28175	434.42	0	0	0.00	2027	28175	434.42
16	Surat DCCB	1870	18700	1.11	1869	10916	1.09	261	2723	0.06
17	Surendranagar DCCB	39	605	0.02	0	0	0.00	21	350	0.01
18	Valsad DCCB	434	4872	0.25	11	112	0.07	365	4275	0.22
	<b>Total</b>	<b>31172</b>	<b>379808</b>	<b>1212.31</b>	<b>11965</b>	<b>134512</b>	<b>176.57</b>	<b>20831</b>	<b>256384</b>	<b>1054.50</b>
<b>Maharashtra</b>										
1	Ahmednagar DCCB	20409	259711	1980.63	3047	32560	358.40	0	0	0.00
2	Akola DCCB	8438	96591	479.57	1035	10035	73.94	7403	70300	292.40
3	Amaravati DCCB	4848	64311	886.77	0	0	0.00	3700	48100	800.51
4	Aurangabad DCCB	7498	108225	485.27	1025	11168	61.50	6286	90585	412.55
5	Beed DCCB	3551	42612	150.51	1260	15120	53.40	3510	42120	148.77
6	Bhandara DCCB	5022	57974	2.63	2246	26952	0.00	4636	53500	2.50

**STATEMENT - III - C (contd.)**

(Amount ₹ lakh)

Sr. No.	Name of the Bank	Details of SHGs Saving linked with Banks			Out of Total SHGs Under SGSY Scheme			Out of Total SHGs Exclusive Women SHGs		
		No. of SHGs	No. of Members	Savings Amount	No. of SHGs	No. of Members	Savings Amount	No. of SHGs	No. of Members	Savings Amount
7	Buldhana DCCB	2354	28248	0.47	10	110	0.00	380	4560	0.08
8	Chandrapur DCCB	24294	277350	441.06	2797	35430	56.97	20404	245135	410.03
9	Dhule DCCB	5491	67272	382.32	753	8907	78.11	5117	62397	319.91
10	Gadchiroli DCCB	8412	96738	496.16	3111	34221	168.27	7739	92868	442.20
11	Gondia DCCB	5012	53735	7.11	1033	10382	1.02	4354	46686	6.18
12	Hingoli DCCB	2980	33353	16.89	904	12042	4.56	2812	31130	16.29
13	Jalgaon DCCB	5565	65182	473.88	249	2494	7.49	5565	65182	473.88
14	Jalna DCCB	2462	28208	2.88	0	0	0.00	199	21880	1.90
15	Kolhapur DCCB	27302	374662	1208.45	3297	39853	161.23	27302	374662	1208.45
16	Latur DCCB	9640	139860	494.88	216	2376	4.10	9424	14600	490.78
17	Nagpur DCCB	6484	97260	0.86	1207	15698	0.14	5637	78823	0.59
18	Nanded DCCB	955	10133	0.11	0	0	0.00	826	9452	0.10
19	Nasik DCCB	6880	80935	3.27	4626	46261	1.44	3900	45831	1.96
20	Osmanabad DCCB	6762	68128	2.18	1209	12586	0.53	1158	11592	0.35
21	Parbhani DCCB	2812	31633	15.59	733	9099	3.66	2661	28903	15.04
22	Pune DCCB	25789	386835	6.11	2272	24992	0.23	25075	376033	6.07
23	Raigad DCCB	7971	96739	394.39	259	2700	1.75	7716	93649	383.14
24	Ratnagiri DCCB	4019	48936	1.16	537	5574	0.19	489	5598	0.13
25	Sangli DCCB	23068	305657	1542.74	2928	32371	191.36	828	9936	128.56
26	Satara DCCB	15443	247088	3180.96	352	3930	336.89	0	0	0.00
27	Sindudhurg DCCB	4822	55440	327.96	775	7751	46.90	4227	49384	292.96
28	Solapur DCCB	11386	114911	645.74	3795	38946	182.00	10373	103106	596.69
29	Thane DCCB	18985	253837	8142.17	1768	15072	175.09	840	10255	2535.46
30	Wardha DCCB	4445	66675	0.42	907	9977	0.09	3326	49890	0.25
31	Yavatmal DCCB	18815	221454	1349.51	2061	22671	91.69	14394	158334	602.90
	<b>Total</b>	<b>301914</b>	<b>3879693</b>	<b>23122.65</b>	<b>44412</b>	<b>489278</b>	<b>2060.94</b>	<b>190281</b>	<b>2294491</b>	<b>9590.62</b>
	<b>Total Western Region</b>	<b>336100</b>	<b>4299287</b>	<b>24711.94</b>	<b>56479</b>	<b>625016</b>	<b>2243.04</b>	<b>213714</b>	<b>2585332</b>	<b>10971.65</b>
<b>SOUTHERN REGION</b>										
<b>Andhra Pradesh</b>										
1	Adilabad DCCB	23	230	23.00	0	0	0.00	23	230	23.00
2	Chittoor DCCB	637	6989	43.95	0	0	0.00	637	6989	43.95
3	East Godavari DCCB	360	3523	10.50	0	0	0.00	360	3523	10.50
4	Guntur DCCB	1270	12860	542.50	0	0	0.00	1270	12860	542.50
5	Karimnagar DCCB	3376	41362	456.96	0	0	0.00	3376	41362	456.96
6	Kornool DCCB	15	161	2.44	0	0	0.00	15	161	2.44
7	Krishna DCCB	9949	109431	21.03	0	0	0.00	9949	109431	21.03
8	Nalgonda DCCB	1911	28665	38.82	0	0	0.00	1911	28665	38.82
9	Nellore DCCB	58	588	4.11	0	0	0.00	58	588	4.11
10	Nizamabad DCCB	2049	24140	185.15	0	0	0.00	2049	24140	185.15
11	Prakasam DCCB	398	3980	69.95	0	0	0.00	398	3980	69.95
12	Visakhapanam DCCB	3640	47050	115.25	980	1240	1.50	2660	45810	115.23
13	Vizianagaram DCCB	8	80	8.00	0	0	0.00	8	80	8.00
14	Warangal DCCB	122	2430	7.20	0	0	0.00	122	2430	7.20
15	West Godavari DCCB	3593	35955	667.48	0	0	0.00	3593	35955	667.48
	<b>Total</b>	<b>27409</b>	<b>317444</b>	<b>2196.34</b>	<b>980</b>	<b>1240</b>	<b>1.50</b>	<b>26429</b>	<b>316204</b>	<b>2196.32</b>

**STATEMENT - III - C (contd.)**

(Amount ₹ lakh)

Sr. No.	Name of the Bank	Details of SHGs Saving linked with Banks			Out of Total SHGs Under SGSY Scheme			Out of Total SHGs Exclusive Women SHGs		
		No. of SHGs	No. of Members	Savings Amount	No. of SHGs	No. of Members	Savings Amount	No. of SHGs	No. of Members	Savings Amount
<b>Karnataka</b>										
1	Bagalkot DCCB	3660	51240	138.31	123	1722	14.56	3478	48692	131.44
2	Bangalore DCCB	7068	113088	110.83	14	280	5.04	7068	113088	110.83
3	Belgaum DCCB	10837	207094	2614.27	0	0	0.00	8720	159420	2222.12
4	Bellary DCCB	4788	54456	1017.59	0	0	0.00	78	936	18.97
5	Bidar DCCB	18409	280262	6060.24	4159	58226	669.85	18039	274455	6048.69
6	Bijapur DCCB	4128	59364	319.87	0	0	0.00	3853	55951	277.97
7	Chikmagalur DCCB	12313	197008	1532.90	0	0	0.00	11381	181247	156.03
8	Chitradurga DCCB	6246	87444	387.32	35	490	28.20	6103	85442	370.24
9	Davanagere DCCB	5321	79815	1696.70	17	325	16.90	5052	75780	1620.33
10	Dharwad DCCB	6390	83102	220.64	0	0	0.00	6102	79306	204.67
11	Gulbarga DCCB	6052	78676	946.24	0	0	0.00	5940	77220	891.00
12	Hassan DCCB	13327	226559	2665.40	370	5850	303.40	11725	187600	2345.00
13	Kodagu DCCB	4191	60807	727.16	380	7195	84.36	3323	47966	575.75
14	Kolar DCCB	1596	25536	280.86	0	0	0.00	1596	25536	280.86
15	Mandya DCCB	13802	207030	3105.45	389	5835	87.52	13110	196650	2949.75
16	Mysore DCCB	9634	159189	1512.72	331	5674	213.84	907	12432	97.92
17	Raichur DCCB	5092	76380	228.28	20	320	4.02	5037	75555	224.26
18	Shimoga DCCB	7562	110400	2810.45	479	7185	205.97	6516	96610	2423.95
19	South Canara DCCB	35780	220380	8025.08	814	7326	257.63	23102	142868	4715.41
20	Tumkur DCCB	10203	149141	996.20	132	2090	16.85	9137	127918	896.39
21	U. Kanada DCCB	6078	76667	1394.83	253	3555	105.11	4551	52958	1067.82
	<b>Total</b>	<b>192477</b>	<b>2603638</b>	<b>36791.34</b>	<b>7516</b>	<b>106073</b>	<b>2013.25</b>	<b>154818</b>	<b>2117630</b>	<b>27629.40</b>
<b>Kerala</b>										
1	Alappuzha DCCB	5822	87567	891.54	110	1614	2.63	5323	79830	792.15
2	Ernakulam DCCB	345	3610	29.00	0	0	0.00	326	3460	27.15
3	Idukki DCCB	19475	194750	1741.45	0	0	0.00	0	0	0.00
4	Kannur DCCB	2896	57920	538.92	742	21526	331.90	1349	37985	288.22
5	Kasaragod DCCB	1539	15390	194.84	0	0	0.00	0	0	0.00
6	Kollam DCCB	7270	69283	720.67	0	0	0.00	0	0	0.00
7	Kottayam DCCB	8212	82120	805.00	144	5200	0.00	0	0	0.00
8	Kozhikode DCCB	898	15030	106.49	0	0	0.00	834	14217	94.17
9	Malappuram DCCB	1196	11960	146.36	0	0	0.00	0	0	0.00
10	Palakkad DCCB	1385	19390	14.54	52	624	0.39	1385	19390	14.54
11	Pathanamthita DCCB	2226	32762	798.66	61	712	21.89	0	0	0.00
12	Thiruvananthapuram DCCB	2643	26460	145.75	NA	0	0.00	0	0	0.00
13	Thrissur DCCB	15244	274392	1559.10	634	11412	96.65	15123	272214	1552.76
14	Wayanad DCCB	9122	91220	811.63	0	0	0.00	0	0	0.00
	<b>Total</b>	<b>78273</b>	<b>981854</b>	<b>8503.95</b>	<b>1743</b>	<b>41088</b>	<b>453.46</b>	<b>24340</b>	<b>427096</b>	<b>2768.99</b>
<b>Puducherry</b>										
1	Puducherry SCB	3186	48311	495.20	747	10600	115.19	2411	36215	450.96
	<b>Total</b>	<b>3186</b>	<b>48311</b>	<b>495.20</b>	<b>747</b>	<b>10600</b>	<b>115.19</b>	<b>2411</b>	<b>36215</b>	<b>450.96</b>
<b>Tamil Nadu</b>										
1	Chennai DCCB	3829	62170	209.86	NA	NA	NA	3824	62110	209.84
2	Coimbatore DCCB	7438	111424	558.97	4463	62482	335.43	6921	105290	554.68

**STATEMENT - III - C (contd.)**

(Amount ₹ lakh)

Sr. No.	Name of the Bank	Details of SHGs Saving linked with Banks			Out of Total SHGs Under SGSY Scheme			Out of Total SHGs Exclusive Women SHGs		
		No. of SHGs	No. of Members	Savings Amount	No. of SHGs	No. of Members	Savings Amount	No. of SHGs	No. of Members	Savings Amount
3	Cuddalore DCCB	10390	199125	346.50	5920	113500	197.50	10390	199125	346.50
4	Dharmapuri DCCB	4913	81952	2606.04	215	3655	628.15	4766	76260	838.86
5	Dindigul DCCB	7292	92650	202.90	5028	64086	139.90	405	4963	17.35
6	Erode DCCB	1663	21619	149.82	483	6279	2.41	4	52	0.01
7	Kancheepuram DCCB	10941	164115	3120.18	2027	30405	724.01	NA	NA	NA
8	Kanyakumari DCCB	7274	130035	8.16	2830	51103	1.85	6403	115258	5.95
9	Kumbakonam	560	8960	152.87	NA	NA	NA	560	8960	152.87
10	Madurai DCCB	11925	156533	1.09	4770	62613	0.44	11925	156533	1.09
11	Nilgiris DCCB	1105	15376	50.39	545	7085	15.62	1073	13949	49.12
12	Pudukottai DCCB	5130	76950	555.97	2227	33405	241.35	4903	60045	444.78
13	Ramnathapuram DCCB	5509	66108	201.98	2823	33876	101.20	45	854	5.95
14	Salem DCCB	16281	260496	1557.83	13839	221424	1324.16	14816	237056	1417.63
15	Sivagangai DCCB	2239	26565	98.42	192	2076	40.48	106	1252	29.04
16	Thanjavur DCCB	2154	30156	86.16	1400	20300	32.96	2118	29652	52.30
17	Thoothukudi DCCB	1310	23580	124.97	275	4590	26.23	NA	NA	NA
18	Tiruchirapalli DCCB	14414	230705	1404.73	496	70440	668.90	162	2510	19.89
19	Tirunelveli DCCB	3227	38486	38.72	1222	17108	32.12	2012	26106	19.72
20	Tiruvannamalai DCCB	11199	186719	11.11	11100	185700	11.10	11100	185700	11.10
21	Vellore DCCB	7514	127738	670.65	1655	28135	160.35	36	612	1.35
22	Villupuram DCCB	14252	270542	443.68	10682	202663	352.54	12830	243580	399.41
23	Virudhunagar DCCB	3218	50992	698.98	137	2205	55.62	3182	50421	691.16
	<b>Total</b>	<b>153777</b>	<b>2432996</b>	<b>13299.98</b>	<b>72329</b>	<b>1223130</b>	<b>5092.32</b>	<b>97581</b>	<b>1580288</b>	<b>5268.60</b>
	<b>Total Southern Region</b>	<b>455122</b>	<b>6384243</b>	<b>61286.81</b>	<b>83315</b>	<b>1382131</b>	<b>7675.71</b>	<b>305579</b>	<b>4477433</b>	<b>38314.28</b>
	<b>Total Cooperative Banks</b>	<b>1214895</b>	<b>14896408</b>	<b>109829.49</b>	<b>200192</b>	<b>2647259</b>	<b>12749.22</b>	<b>846917</b>	<b>10331155</b>	<b>67223.84</b>

**STATEMENT - IV -A (i)**
**Progress under Microfinance - Bank loans disbursed by  
Public Sector Commercial Banks to SHGs during 2011-12**

(Amount ₹ lakh)

Sr. No.	Name of the Bank	Total Loans disbursed during the year		Out of Total - Loan disbursed under SGSY		Out of Total - Loan disbursed Exclusive to Women SHGs	
		No. of SHGs	Loans Disbursed	No. of SHGs	Loans Disbursed	No. of SHGs	Loans Disbursed
<b>NORTHERN REGION</b>							
<b>Chandigarh</b>							
1	Bank of Baroda	2	4.35	0	0.00	0	0.00
2	Canara Bank	7	7.57	0	0.00	0	0.00
3	Indian Bank	0	0.00	0	0.00	0	0.00
4	Oriental Bank of Commerce	25	35.38	2	0.45	19	20.73
5	Union Bank of India	14	8.57	0	0.00	9	5.51
	<b>Total</b>	<b>48</b>	<b>55.87</b>	<b>2</b>	<b>0.45</b>	<b>28</b>	<b>26.24</b>
<b>Haryana</b>							
1	Allahabad Bank	5	40.00	5	40.00	5	40.00
2	Bank of Baroda	2	2.00	0	0.00	0	0.00
3	Bank of India	13	35.60	13	35.60	11	23.78
4	Canara Bank	17	29.42	17	29.42	17	29.42
5	Central Bank of India	35	91.67	35	91.67	10	23.69
6	Corporation Bank	0	0.00	0	0.00	0	0.00
7	Dena Bank	18	9.00	0	0.00	0	0.00
8	IDBI Bank	0	0.00	0	0.00	0	0.00
9	Indian Bank	26	6.50	3	2.72	26	6.50
10	Indian Overseas Bank	0	0.00	0	0.00	0	0.00
11	Oriental Bank of Commerce	105	77.64	101	71.64	86	65.91
12	Punjab National Bank	735	1705.71	699	1660.88	650	1466.25
13	Punjab & Sind Bank	91	91.27	41	41.07	51	46.82
14	State Bank of India	407	752.00	25	31.00	312	536.00
15	State Bank of Patiala	140	320.30	77	165.20	72	109.97
16	Syndicate Bank	48	51.55	21	47.00	34	35.05
17	UCO Bank	15	16.77	11	9.67	15	16.77
18	Union Bank of India	23	14.01	23	14.01	19	11.57
19	Vijaya Bank	2	5.00	2	5.00	2	5.00
	<b>Total</b>	<b>1682</b>	<b>3248.44</b>	<b>1073</b>	<b>2244.88</b>	<b>1310</b>	<b>2416.73</b>
<b>Himachal Pradesh</b>							
1	Allahabad Bank	3	12.00	3	12.00	3	12.00
2	Bank of Baroda	0	0.00	0	0.00	0	0.00
3	Bank of India	12	2.50	12	2.50	10	0.75
4	Canara Bank	16	25.00	4	7.65	4	6.65
5	Central Bank of India	23	59.23	23	59.23	7	16.48
6	Indian Bank	0	0.00	0	0.00	0	0.00
7	Punjab National Bank	433	429.76	37	70.48	419	407.16
8	Punjab & Sind Bank	6	11.67	0	0.00	6	11.67
9	State Bank of India	514	745.00	13	41.00	435	596.00
10	State Bank of Patiala	174	205.10	88	124.60	83	80.30
11	Syndicate Bank	0	0.00	0	0.00	0	0.00
12	UCO Bank	93	161.00	91	152.00	49	99.00
	<b>Total</b>	<b>1274</b>	<b>1651.26</b>	<b>271</b>	<b>469.46</b>	<b>1016</b>	<b>1230.01</b>

**STATEMENT - IV - A (i) (contd.)**

(Amount ₹ lakh)

Sr. No.	Name of the Bank	Total Loans disbursed during the year		Out of Total - Loan disbursed under SGSY		Out of Total - Loan disbursed Exclusive to Women SHGs	
		No. of SHGs	Loans Disbursed	No. of SHGs	Loans Disbursed	No. of SHGs	Loans Disbursed
<b>Jammu &amp; Kashmir</b>							
1	Bank of Baroda	4	0.50	0	0.00	0	0.00
2	Canara Bank	5	5.49	0	0.00	5	5.49
3	Central Bank of India	0	0.00	0	0.00	0	0.00
4	Punjab National Bank	29	6.75	0	0.00	27	6.25
5	Punjab & Sind Bank	0	0.00	0	0.00	0	0.00
6	State Bank of India	104	137.00	3	5.00	68	75.00
	<b>Total</b>	<b>142</b>	<b>149.74</b>	<b>3</b>	<b>5.00</b>	<b>100</b>	<b>86.74</b>
<b>New Delhi</b>							
1	Allahabad Bank	0	0.00	0	0.00	0	0.00
2	Bank of Baroda	18	13.56	2	0.40	2	0.40
3	Canara Bank	7	7.05	7	7.05	7	7.05
4	Central Bank of India	0	0.00	0	0.00	0	0.00
5	Corporation Bank	0	0.00	0	0.00	0	0.00
6	IDBI Bank	0	0.00	0	0.00	0	0.00
7	Indian Bank	2	0.12	0	0.00	2	0.12
8	Punjab National Bank	379	394.73	0	0.00	377	393.33
9	Punjab & Sind Bank	0	0.00	0	0.00	0	0.00
10	State Bank of India	90	85.00	0	0.00	60	60.00
11	Union Bank of India	15	7.52	0	0.00	9	4.51
	<b>Total</b>	<b>511</b>	<b>507.98</b>	<b>9</b>	<b>7.45</b>	<b>457</b>	<b>465.41</b>
<b>Punjab</b>							
1	Allahabad Bank	6	4.00	2	1.00	1	0.05
2	Bank of Baroda	5	1.50	0	0.00	0	0.00
3	Bank of India	22	48.66	19	41.36	18	39.40
4	Bank of Maharashtra	0	0.00	0	0.00	0	0.00
5	Canara Bank	46	57.51	4	6.00	15	21.89
6	Central Bank of India	19	49.96	19	49.96	9	25.24
7	Corporation Bank	0	0.00	0	0.00	0	0.00
8	Dena Bank	10	2.00	NA	NA	NA	NA
9	IDBI Bank	0	0.00	0	0.00	0	0.00
10	Indian Bank	3	5.78	1	0.35	3	5.78
11	Indian Overseas Bank	4	159.00	1	27.00	4	159.00
12	Oriental Bank of Commerce	57	79.17	31	52.71	40	63.91
13	Punjab National Bank	147	215.52	43	67.63	125	128.27
14	Punjab & Sind Bank	203	256.74	99	88.91	166	210.38
15	State Bank of India	261	329.00	16	25.00	234	220.00
16	State Bank of Patiala	234	374.20	110	175.60	105	111.98
17	Syndicate Bank	1	1.50	0	0.00	1	1.50
18	UCO Bank	24	36.86	5	5.00	24	36.86
19	Union Bank of India	100	69.97	0	0.00	84	58.77
20	Vijaya Bank	12	24.90	7	18.70	12	24.90
	<b>Total</b>	<b>1154</b>	<b>1716.27</b>	<b>357</b>	<b>559.22</b>	<b>841</b>	<b>1107.93</b>

**STATEMENT - IV -A (i) (contd.)**

(Amount ₹ lakh)

Sr. No.	Name of the Bank	Total Loans disbursed during the year		Out of Total - Loan disbursed under SGSY		Out of Total - Loan disbursed Exclusive to Women SHGs	
		No. of SHGs	Loans Disbursed	No. of SHGs	Loans Disbursed	No. of SHGs	Loans Disbursed
<b>Rajasthan</b>							
1	Allahabad Bank	16	32.00	16	32.00	16	32.00
2	Bank of Baroda	1577	2273.67	349	539.88	1167	1713.71
3	Bank of India	32	71.23	29	65.48	29	68.10
4	Bank of Maharashtra	4	2.02	4	2.02	4	2.02
5	Canara Bank	90	131.15	73	107.70	68	104.54
6	Central Bank of India	48	121.80	48	121.80	48	121.80
7	Dena Bank	0	0.00	NA	NA	NA	NA
8	IDBI Bank	0	0.00	0	0.00	0	0.00
9	Indian Bank	0	0.00	0	0.00	0	0.00
10	Indian Overseas Bank	13	156.00	3	23.00	12	140.00
11	Oriental Bank of Commerce	40	68.70	25	46.65	31	54.80
12	Punjab National Bank	510	374.30	439	321.81	220	249.10
13	Punjab & Sind Bank	15	13.41	2	2.87	10	6.66
14	State Bank of Bikaner & Jaipur	659	2191.00	414	1242.00	414	1244.00
15	State Bank of India	432	661.00	34	118.00	399	547.00
16	Syndicate Bank	3	7.50	3	7.50	3	7.50
17	UCO Bank	203	223.02	135	171.61	113	123.05
18	Union Bank of India	125	69.27	1	1.37	109	60.26
19	Vijaya Bank	0	0.00	0	0.00	0	0.00
	<b>Total</b>	<b>3767</b>	<b>6396.07</b>	<b>1575</b>	<b>2803.69</b>	<b>2643</b>	<b>4474.54</b>
	<b>Total Northern Region</b>	<b>8578</b>	<b>13725.63</b>	<b>3290</b>	<b>6090.15</b>	<b>6395</b>	<b>9807.60</b>
<b>NORTH EASTERN REGION</b>							
<b>Assam</b>							
1	Allahabad Bank	796	754.21	686	662.51	626	577.94
2	Bank of Baroda	168	182.49	122	123.35	101	80.69
3	Bank of India	68	0.64	68	0.64	57	0.55
4	Canara Bank	110	63.80	107	63.64	43	26.69
5	Central Bank of India	767	632.42	767	632.42	424	375.95
6	Dena Bank	20	7.00	NA	NA	NA	NA
7	Indian Bank	61	28.76	28	17.57	60	28.47
8	Indian Overseas Bank	87	158.00	19	27.00	81	142.00
9	Punjab National Bank	109	47.84	109	47.84	55	23.30
10	Punjab & Sind Bank	5	6.27	0	0.00	0	0.00
11	State Bank of India	2461	2916.00	1468	1910.00	886	1620.00
12	Syndicate Bank	5	5.00	5	5.00	5	5.00
13	UCO Bank	1930	773.74	1732	765.27	480	225.44
14	Union Bank of India	432	242.36	96	111.37	393	220.55
15	United Bank of India	3023	2374.42	2234	1822.89	2881	2280.76
16	Vijaya Bank	26	32.94	26	32.94	8	5.32
	<b>Total</b>	<b>10068</b>	<b>8225.89</b>	<b>7467</b>	<b>6222.44</b>	<b>6100</b>	<b>5612.66</b>
<b>Arunachal Pradesh</b>							
1	Bank of Maharashtra	1	3.12	1	3.12	1	3.12
2	Bank of India	0	0.00	0	0.00	0	0.00
3	Central Bank of India	0	0.00	0	0.00	0	0.00

**STATEMENT - IV - A (i) (contd.)**

(Amount ₹ lakh)

Sr. No.	Name of the Bank	Total Loans disbursed during the year		Out of Total - Loan disbursed under SGSY		Out of Total - Loan disbursed Exclusive to Women SHGs	
		No. of SHGs	Loans Disbursed	No. of SHGs	Loans Disbursed	No. of SHGs	Loans Disbursed
4	Indian Bank	0	0.00	0	0.00	0	0.00
5	State Bank of India	47	91.00	33	71.00	33	78.00
6	UCO Bank	0	0.00	0	0.00	0	0.00
7	Vijaya Bank	0	0.00	0	0.00	0	0.00
	<b>Total</b>	<b>48</b>	<b>94.12</b>	<b>34</b>	<b>74.12</b>	<b>34</b>	<b>81.12</b>
<b>Manipur</b>							
1	Allahabad Bank	1	0.20	0	0.00	1	0.20
2	Bank of Baroda	34	39.05	34	39.05	34	39.05
3	Central Bank of India	0	0.00	0	0.00	0	0.00
4	Indian Overseas Bank	0	0.00	0	0.00	0	0.00
5	Punjab National Bank	0	0.00	0	0.00	0	0.00
6	Punjab & Sind Bank	1	3.57	0	0.00	0	0.00
7	State Bank of India	736	459.00	79	90.00	275	158.00
8	UCO Bank	8	7.85	8	7.85	2	2.60
9	Vijaya Bank	48	44.70	48	44.70	48	44.70
	<b>Total</b>	<b>828</b>	<b>554.37</b>	<b>169</b>	<b>181.60</b>	<b>360</b>	<b>244.55</b>
<b>Meghalaya</b>							
1	Bank of Baroda	19	10.25	1	0.10	1	0.10
2	Central Bank of India	0	0.00	0	0.00	0	0.00
3	Indian Bank	2	1.15	0	0.00	2	1.14
4	Indian Overseas Bank	0	0.00	0	0.00	0	0.00
5	Punjab National Bank	1	0.30	1	0.30	0	0.00
6	State Bank of India	140	123.00	22	37.00	70	62.00
7	UCO Bank	0	0.00	0	0.00	0	0.00
8	Union Bank of India	6	4.17	4	2.75	5	3.48
	<b>Total</b>	<b>168</b>	<b>138.87</b>	<b>28</b>	<b>40.15</b>	<b>78</b>	<b>66.72</b>
<b>Mizoram</b>							
1	Bank of Baroda	0	0.00	0	0.00	0	0.00
2	Central Bank of India	0	0.00	0	0.00	0	0.00
3	IDBI Bank	0	0.00	0	0.00	0	0.00
4	State Bank of India	5	11.00	2	4.00	5	11.00
5	UCO Bank	2	0.48	0	0.00	0	0.00
6	Vijaya Bank	0	0.00	0	0.00	0	0.00
	<b>Total</b>	<b>7</b>	<b>11.48</b>	<b>2</b>	<b>4.00</b>	<b>5</b>	<b>11.00</b>
<b>Nagaland</b>							
1	Allahabad Bank	16	15.60	13	13.64	11	9.53
2	Bank of Baroda	43	26.52	38	23.62	15	8.60
3	Bank of India	0	0.00	0	0.00	0	0.00
4	Central Bank of India	9	2.37	9	2.37	9	2.37
5	IDBI Bank	0	0.00	0	0.00	0	0.00
6	Indian Bank	0	0.00	0	0.00	0	0.00
7	Punjab & Sind Bank	1	3.57	1	3.57	1	3.57
8	State Bank of India	386	408.00	221	190.00	312	212.00
9	Syndicate Bank	1	0.40	1	0.40	1	0.40
10	UCO Bank	0	0.00	0	0.00	0	0.00
11	Vijaya Bank	10	19.40	10	19.40	2	0.80
	<b>Total</b>	<b>466</b>	<b>475.86</b>	<b>293</b>	<b>253.00</b>	<b>351</b>	<b>237.27</b>



**STATEMENT - IV -A (i) (contd.)**

(Amount ₹ lakh)

Sr. No.	Name of the Bank	Total Loans disbursed during the year		Out of Total - Loan disbursed under SGSY		Out of Total - Loan disbursed Exclusive to Women SHGs	
		No. of SHGs	Loans Disbursed	No. of SHGs	Loans Disbursed	No. of SHGs	Loans Disbursed
<b>Sikkim</b>							
1	Bank of India	275	184.00	216	152.22	178	130.84
2	Central Bank of India	17	12.88	17	12.88	17	12.88
3	Indian Bank	0	0.00	0	0.00	0	0.00
4	Indian Overseas Bank	0	0.00	0	0.00	0	0.00
5	State Bank of India	63	126.00	21	50.00	42	85.00
	<b>Total</b>	<b>355</b>	<b>322.88</b>	<b>254</b>	<b>215.10</b>	<b>237</b>	<b>228.72</b>
<b>Tripura</b>							
1	Bank of Baroda	9	2.37	0	0.00	1	2.37
2	Central Bank of India	11	14.82	11	14.82	3	3.94
3	Indian Bank	0	0.00	0	0.00	0	0.00
4	Indian Overseas Bank	0	0.00	0	0.00	0	0.00
5	State Bank of India	407	649.00	64	176.00	327	528.00
6	UCO Bank	26	0.91	26	0.91	8	0.40
7	Union Bank of India	3	1.73	0	0.00	3	1.73
8	United Bank of India	648	1060.46	648	1060.46	572	1029.31
	<b>Total</b>	<b>1104</b>	<b>1729.29</b>	<b>749</b>	<b>1252.19</b>	<b>914</b>	<b>1565.75</b>
	<b>Total - North Eastern Region</b>	<b>13044</b>	<b>11552.76</b>	<b>8996</b>	<b>8242.60</b>	<b>8079</b>	<b>8047.79</b>
<b>EASTERN REGION</b>							
<b>A &amp; N Islands (UT)</b>							
1	Allahabad Bank	0	0.00	0	0.00	0	0.00
2	Indian Bank	0	0.00	0	0.00	0	0.00
3	Indian Overseas Bank	0	0.00	0	0.00	0	0.00
4	State Bank of India	112	107.00	1	1.00	0	0.00
5	Syndicate Bank	2	1.25	2	1.25	2	1.25
	<b>Total</b>	<b>114</b>	<b>108.25</b>	<b>3</b>	<b>2.25</b>	<b>2</b>	<b>1.25</b>
<b>Bihar</b>							
1	Allahabad Bank	1144	2413.14	1038	2191.03	945	2020.34
2	Bank of Baroda	1209	1194.02	589	611.21	1189	1070.54
3	Bank of India	2533	1718.07	686	291.23	2433	1661.87
4	Canara Bank	2539	1600.05	813	335.40	813	835.70
5	Central Bank of India	1934	2108.41	1215	1578.99	1725	1781.90
6	Dena Bank	9	2.00	NA	NA	NA	NA
7	Indian Bank	273	192.99	71	127.47	270	191.06
8	Indian Overseas Bank	265	362.00	45	62.00	246	319.00
9	Oriental Bank of Commerce	49	15.60	33	13.67	21	7.05
10	Punjab National Bank	4205	4536.30	2755	3925.40	3849	4031.39
11	State Bank of India	5712	4742.00	320	580.00	4627	3215.00
12	Syndicate Bank	1	1.00	0	0.00	0	0.00
13	UCO Bank	1301	1110.32	878	1026.21	1237	1013.78
14	Union Bank of India	117	75.87	41	24.60	99	64.49
15	United Bank of India	234	349.50	147	175.20	224	334.68
	<b>Total</b>	<b>21525</b>	<b>20421.27</b>	<b>8631</b>	<b>10942.41</b>	<b>17678</b>	<b>16546.80</b>

**STATEMENT - IV -A (i) (contd.)**

(Amount ₹ lakh)

Sr. No.	Name of the Bank	Total Loans disbursed during the year		Out of Total - Loan disbursed under SGSY		Out of Total - Loan disbursed Exclusive to Women SHGs	
		No. of SHGs	Loans Disbursed	No. of SHGs	Loans Disbursed	No. of SHGs	Loans Disbursed
<b>Jharkhand</b>							
1	Allahabad Bank	615	550.37	394	350.13	554	438.80
2	Andhra Bank	3	0.75	0	0.00	3	0.75
3	Bank of Baroda	221	375.00	140	280.00	125	258.00
4	Bank of India	3088	482.64	2995	435.80	3088	482.64
5	Canara Bank	195	294.82	195	294.82	195	294.82
6	Central Bank of India	51	59.74	51	59.74	46	53.56
7	Dena Bank	46	29.00	NA	NA	NA	NA
8	IDBI Bank	0	0.00	0	0.00	0	0.00
9	Indian Bank	34	13.75	24	13.75	34	13.75
10	Indian Overseas Bank	0	0.00	0	0.00	0	0.00
11	Oriental Bank of Commerce	3	2.70	0	0.00	1	0.88
12	Punjab National Bank	456	1766.19	14	23.40	401	1317.64
13	Punjab & Sind Bank	1	1.67	1	1.67	1	1.67
14	State Bank of India	2731	3565.00	412	579.00	2084	2143.00
15	Syndicate Bank	1	0.25	0	0.00	0	0.00
16	UCO Bank	95	197.00	95	197.00	0	0.00
17	Union Bank of India	159	92.18	22	23.92	138	80.20
18	United Bank of India	140	130.47	51	76.36	132	125.04
19	Vijaya Bank	0	0.00	0	0.00	0	0.00
	<b>Total</b>	<b>7839</b>	<b>7561.53</b>	<b>4394</b>	<b>2335.59</b>	<b>6802</b>	<b>5210.75</b>
<b>Odisha</b>							
1	Allahabad Bank	383	669.09	145	331.51	383	669.09
2	Andhra Bank	820	1925.00	105	115.50	820	1925.00
3	Bank of Baroda	211	249.66	86	107.50	196	185.47
4	Bank of India	963	630.75	206	335.15	961	588.19
5	Canara Bank	84	46.42	68	39.29	84	46.42
6	Central Bank of India	119	193.64	62	117.68	119	193.64
7	Corporation Bank	3	6.72	0	0.00	3	6.72
8	Dena Bank	16	4.12	NA	NA	NA	NA
9	IDBI Bank	0	0.00	0	0.00	0	0.00
10	Indian Bank	119	239.41	39	94.02	118	237.02
11	Indian Overseas Bank	311	954.00	115	134.00	289	760.00
12	Oriental Bank of Commerce	16	30.10	16	30.10	16	30.10
13	Punjab National Bank	277	1976.91	137	95.73	274	1581.53
14	Punjab & Sind Bank	1	0.72	1	0.72	1	0.72
15	State Bank of India	15176	19365.00	2284	6660.00	14093	18231.00
16	Syndicate Bank	144	246.96	115	200.65	115	200.65
17	UCO Bank	2524	2334.91	903	1186.23	2524	2334.91
18	Union Bank of India	189	137.78	31	36.02	172	125.38
19	United Bank of India	893	791.35	271	426.26	862	757.22
20	Vijaya Bank	8	0.15	8	0.15	8	0.15
	<b>Total</b>	<b>22257</b>	<b>29802.69</b>	<b>4592</b>	<b>9910.51</b>	<b>21038</b>	<b>27873.21</b>

**STATEMENT - IV -A (i) (contd.)**

(Amount ₹ lakh)

Sr. No.	Name of the Bank	Total Loans disbursed during the year		Out of Total - Loan disbursed under SGSY		Out of Total - Loan disbursed Exclusive to Women SHGs	
		No. of SHGs	Loans Disbursed	No. of SHGs	Loans Disbursed	No. of SHGs	Loans Disbursed
<b>West Bengal</b>							
1	Allahabad Bank	2652	2058.73	2397	1879.74	2366	1739.67
2	Andhra Bank	1	0.20	0	0.00	1	0.20
3	Bank of Baroda	635	422.78	255	213.84	235	229.52
4	Bank of India	876	672.70	324	173.02	837	654.42
5	Bank of Maharashtra	0	0.00	0	0.00	0	0.00
6	Canara Bank	1025	433.65	718	303.56	769	325.24
7	Central Bank of India	2110	1026.24	2030	966.74	2110	1026.24
8	Corporation Bank	7	3.45	0	0.00	7	3.45
9	Dena Bank	3	270.01	NA	NA	NA	NA
10	IDBI Bank	0	0.00	0	0.00	0	0.00
11	Indian Bank	431	420.94	20	29.87	427	416.73
12	Indian Overseas Bank	194	103.00	35	18.00	180	93.00
13	Oriental Bank of Commerce	54	7.85	54	7.85	54	7.85
14	Punajb & Sind Bank	0	0.00	0	0.00	0	0.00
15	Punjab National Bank	1102	639.82	1052	613.95	1078	629.97
16	State Bank of India	12258	13047.00	578	1044.00	9819	5508.00
17	Syndicate Bank	107	71.11	107	71.11	99	61.87
18	UCO Bank	1835	947.35	1487	728.34	1400	677.74
19	Union Bank of India	464	342.12	159	95.10	376	277.24
20	United Bank of India	11620	5483.39	9208	4245.73	11269	5269.86
21	Vijaya Bank	8	0.12	8	0.12	8	0.12
	<b>Total</b>	<b>35382</b>	<b>25950.46</b>	<b>18432</b>	<b>10390.97</b>	<b>31035</b>	<b>16921.12</b>
	<b>Total Eastern Region</b>	<b>87117</b>	<b>83844.20</b>	<b>36052</b>	<b>33581.73</b>	<b>76555</b>	<b>66553.13</b>
<b>CENTRAL REGION</b>							
<b>Chhattisgarh</b>							
1	Allahabad Bank	44	90.60	40	89.60	44	90.60
2	Bank of Baroda	32	46.27	32	46.27	32	46.27
3	Bank of India	22	9.90	22	9.90	10	6.40
4	Bank of Maharashtra	78	59.63	78	59.63	65	46.75
5	Canara Bank	29	20.49	8	4.65	0	0.00
6	Central Bank of India	107	109.41	107	109.41	13	24.98
7	Corporation Bank	6	0.07	6	0.07	4	0.07
8	Dena Bank	625	966.05	NA	NA	NA	NA
9	IDBI Bank	0	0.00	0	0.00	0	0.00
10	Indian Bank	37	30.48	0	0.00	37	30.48
11	Indian Overseas Bank	0	0.00	0	0.00	0	0.00
12	Oriental Bank of Commerce	5	10.00	3	8.00	1	6.00
13	Punajb & Sind Bank	0	0.00	0	0.00	0	0.00
14	Punjab National Bank	443	338.56	161	218.91	403	280.66
15	State Bank of India	1349	2607.00	353	988.00	794	1859.00
16	Syndicate Bank	1	1.75	1	1.75	1	1.75
17	UCO Bank	39	39.00	30	23.00	15	12.50
18	Union Bank of India	108	71.07	13	17.00	90	59.23
	<b>Total</b>	<b>2925</b>	<b>4400.28</b>	<b>854</b>	<b>1576.19</b>	<b>1509</b>	<b>2464.69</b>

**STATEMENT - IV - A (i) (contd.)**

(Amount ₹ lakh)

Sr. No.	Name of the Bank	Total Loans disbursed during the year		Out of Total - Loan disbursed under SGSY		Out of Total - Loan disbursed Exclusive to Women SHGs	
		No. of SHGs	Loans Disbursed	No. of SHGs	Loans Disbursed	No. of SHGs	Loans Disbursed
<b>Madhya Pradesh</b>							
1	Allahabad Bank	156	155.58	156	155.58	126	124.20
2	Andhra Bank	1	2.00	0	0.00	1	2.00
3	Bank of Baroda	175	482.90	175	482.90	68	183.85
4	Bank of India	726	1015.95	533	613.44	350	437.85
5	Bank of Maharashtra	163	250.54	163	250.54	107	137.21
6	Canara Bank	133	92.29	51	51.92	47	37.29
7	Central Bank of India	859	795.16	551	712.76	111	241.02
8	Corporation Bank	1	0.03	1	0.03	1	0.03
9	Dena Bank	6	25.98	NA	NA	NA	NA
10	IDBI Bank	0	0.00	0	0.00	0	0.00
11	Indian Bank	30	53.20	0	0.00	30	53.20
12	Indian Overseas Bank	5	147.00	3	25.00	5	147.00
13	Oriental Bank of Commerce	13	24.94	0	0.00	5	3.50
14	Punjab National Bank	153	188.24	153	188.24	108	109.88
15	Punjab & Sind Bank	11	22.76	6	11.32	10	17.68
16	State Bank of Hyderabad	0	0.00	0	0.00	0	0.00
17	State Bank of India	1993	3451.00	312	800.00	642	822.00
18	Syndicate Bank	9	8.09	3	1.65	9	8.09
19	UCO Bank	272	341.36	71	98.32	10	21.80
20	Union Bank of India	208	109.79	49	62.42	187	98.81
21	Vijaya Bank	2	2.50	0	0.00	2	2.50
	<b>Total</b>	<b>4916</b>	<b>7169.31</b>	<b>2227</b>	<b>3454.12</b>	<b>1819</b>	<b>2447.91</b>
<b>Uttar Pradesh</b>							
1	Allahabad Bank	2001	4521.68	1430	2289.12	605	970.59
2	Bank of Baroda	4739	3986.66	790	1365.81	2940	1031.57
3	Bank of India	1324	3273.61	1078	1210.41	457	816.89
4	Bank of Maharashtra	15	17.88	15	17.88	15	17.88
5	Canara Bank	208	220.37	155	152.56	69	91.99
6	Central Bank of India	769	617.99	316	432.86	215	250.97
7	Dena Bank	12	3.84	NA	NA	NA	NA
8	IDBI Bank	0	1.00	2	3.00	4	5.00
9	Indian Bank	29	15.93	2	4.07	29	15.93
10	Indian Overseas Bank	22	201.00	5	34.00	20	171.00
11	Oriental Bank of Commerce	112	178.96	109	178.95	31	43.16
12	Punjab National Bank	3392	3689.15	3387	3672.16	2990	2796.31
13	Punjab & Sind Bank	243	197.90	149	110.14	167	135.78
14	State Bank of India	1935	2713.00	72	233.00	1152	1333.00
15	Syndicate Bank	215	358.22	151	272.96	35	50.27
16	UCO Bank	306	345.29	208	238.61	79	107.38
17	Union Bank of India	1605	982.81	223	301.05	1477	904.19
18	United Bank of India	44	59.72	37	13.86	40	57.02
19	Vijaya Bank	3	0.03	3	0.03	1	0.01
	<b>Total</b>	<b>16974</b>	<b>21385.04</b>	<b>8132</b>	<b>10530.47</b>	<b>10326</b>	<b>8798.94</b>

**STATEMENT - IV -A (i) (contd.)**

(Amount ₹ lakh)

Sr. No.	Name of the Bank	Total Loans disbursed during the year		Out of Total - Loan disbursed under SGSY		Out of Total - Loan disbursed Exclusive to Women SHGs	
		No. of SHGs	Loans Disbursed	No. of SHGs	Loans Disbursed	No. of SHGs	Loans Disbursed
<b>Uttarakhand</b>							
1	Allahabad Bank	33	43.31	33	43.31	15	22.52
2	Andhra Bank	5	5.80	0	0.00	5	5.80
3	Bank of Baroda	915	1624.00	253	369.00	63	126.00
4	Canara Bank	30	2000.00	30	2000.00	0	0.00
5	Central Bank of India	96	146.26	36	89.61	42	36.05
6	Indian Bank	1	0.20	1	0.20	0	0.00
7	Indian Overseas Bank	0	0.00	0	0.00	0	0.00
8	Oriental Bank of Commerce	0	0.00	0	0.00	0	0.00
9	Punjab National Bank	538	558.78	538	558.78	127	142.74
10	Punjab & Sind Bank	8	7.16	2	0.35	6	3.10
11	State Bank of India	957	1081.00	99	251.00	840	960.00
12	UCO Bank	32	37.00	32	37.00	0	0.00
13	Union Bank of India	203	131.83	8	9.58	185	119.97
14	Vijaya Bank	0	0.00	0	0.00	0	0.00
	<b>Total</b>	<b>2818</b>	<b>5635.34</b>	<b>1032</b>	<b>3358.83</b>	<b>1283</b>	<b>1416.18</b>
	<b>Total Central Region</b>	<b>27633</b>	<b>38589.97</b>	<b>12245</b>	<b>18919.60</b>	<b>14937</b>	<b>15127.71</b>
<b>WESTERN REGION</b>							
<b>Goa</b>							
1	Bank of India	24	29.40	2	0.04	20	24.50
2	Bank of Maharashtra	59	26.89	58	26.69	58	26.60
3	Canara Bank	38	65.70	0	0.00	38	65.70
4	Central Bank of India	5	5.87	2	3.30	3	2.58
5	Corporation Bank	82	84.00	43	32.59	64	69.00
6	Dena Bank	10	4.84	NA	NA	NA	NA
7	IDBI Bank	0	0.00	0	0.00	0	0.00
8	Indian Bank	0	0.00	0	0.00	0	0.00
9	Indian Overseas Bank	347	569.00	66	85.00	323	484.00
10	State Bank of India	96	163.00	9	13.00	84	132.00
11	Syndicate Bank	0	0.00	0	0.00	0	0.00
12	Union Bank of India	16	11.08	0	0.00	12	8.31
	<b>Total</b>	<b>677</b>	<b>959.78</b>	<b>180</b>	<b>160.62</b>	<b>602</b>	<b>812.69</b>
<b>Gujarat</b>							
1	Allahabad Bank	50	17.21	50	17.21	49	10.93
2	Bank of Baroda	6366	2069.23	1416	801.61	3039	1184.94
3	Bank of India	4766	604.33	2858	371.71	4750	286.76
4	Bank of Maharashtra	8	3.64	8	3.64	8	3.64
5	Canara Bank	0	0.00	0	0.00	0	0.00
6	Central Bank of India	1501	639.73	453	193.05	358	152.70
7	Corporation Bank	102	11.50	0	0.00	89	9.80
8	Dena Bank	3079	1202.78	NA	NA	NA	NA
9	IDBI Bank	0	0.00	0	0.00	0	0.00
10	Indian Bank	315	239.52	13	11.04	312	237.12
11	Indian Overseas Bank	98	213.00	16	32.00	91	196.00
12	Oriental Bank of Commerce	0	0.00	0	0.00	0	0.00

**STATEMENT - IV -A (i) (contd.)**

(Amount ₹ lakh)

Sr. No.	Name of the Bank	Total Loans disbursed during the year		Out of Total - Loan disbursed under SGSY		Out of Total - Loan disbursed Exclusive to Women SHGs	
		No. of SHGs	Loans Disbursed	No. of SHGs	Loans Disbursed	No. of SHGs	Loans Disbursed
13	Punjab National Bank	38	40.08	12	22.50	26	17.58
14	State Bank of India	2377	1501.00	37	81.00	1989	1410.00
15	Syndicate Bank	44	9.70	1	1.50	44	9.70
16	UCO Bank	41	38.24	12	20.24	27	19.54
17	Union Bank of India	384	211.61	10	15.97	338	186.22
18	Vijaya Bank	17	7.86	5	4.50	15	4.86
	<b>Total</b>	<b>19186</b>	<b>6809.43</b>	<b>4891</b>	<b>1575.97</b>	<b>11135</b>	<b>3729.79</b>
<b>Maharashtra</b>							
1	Allahabad Bank	21	5.50	21	5.50	21	5.50
2	Andhra Bank	26	19.80	1	1.05	26	19.80
3	Bank of Baroda	1006	1268.51	382	527.08	952	1181.51
4	Bank of India	2754	2477.24	1211	1416.56	1987	1828.57
5	Bank of Maharashtra	7274	8314.92	7186	8264.24	6611	7430.33
6	Canara Bank	209	213.68	134	154.10	209	196.36
7	Central Bank of India	2298	3214.03	1694	2347.31	1232	2344.60
8	Corporation Bank	43	67.70	16	7.30	43	67.70
9	Dena Bank	779	813.08	NA	NA	NA	NA
10	IDBI Bank	468	7164.69	410	7112.85	382	7073.95
11	Indian Bank	48	56.63	11	39.04	48	56.63
12	Indian Overseas Bank	68	269.00	10	40.00	63	247.00
13	Oriental Bank of Commerce	7	5.50	5	5.10	7	5.50
14	Punjab National Bank	331	195.75	329	171.05	331	195.75
15	Punjab & Sind Bank	6	2.44	2	1.71	6	2.44
16	State Bank of Hyderabad	240	168.00	0	0.00	240	168.00
17	State Bank of India	8489	9641.00	640	1112.00	5588	3846.00
18	State Bank of Mysore	10	4.65	0	0.00	10	4.65
19	Syndicate Bank	95	121.09	72	77.38	64	82.00
20	UCO Bank	185	160.28	95	64.19	173	148.21
21	Union Bank of India	564	408.68	137	157.08	502	363.73
22	Vijaya Bank	138	232.66	135	227.16	124	196.66
	<b>Total</b>	<b>25059</b>	<b>34824.83</b>	<b>12491</b>	<b>21730.70</b>	<b>18619</b>	<b>25464.89</b>
	<b>Total Western Region</b>	<b>44922</b>	<b>42594.04</b>	<b>17562</b>	<b>23467.29</b>	<b>30356</b>	<b>30007.38</b>
<b>SOUTHERN REGION</b>							
<b>Andhra Pradesh</b>							
1	Allahabad Bank	380	730.09	0	0.00	380	730.09
2	Andhra Bank	75314	171329.27	450	562.50	75314	171329.27
3	Bank of Baroda	3120	6520.65	0	0.00	3120	6520.65
4	Bank of India	2300	4551.46	0	0.00	1882	3926.09
5	Bank of Maharashtra	583	763.32	583	763.32	525	654.13
6	Canara Bank	12723	25129.89	178	303.81	12723	25129.89
7	Central Bank of India	3367	4735.94	0	0.00	3367	4735.94
8	Corporation Bank	10368	18240.83	432	83.63	10368	18240.83
9	Dena Bank	29	12.08	NA	NA	NA	NA
10	IDBI Bank	0	0.00	0	0.00	0	0.00
11	Indian Bank	935	2799.88	9	2.50	926	2771.88
12	Indian Overseas Bank	10593	22572.00	1907	1219.00	9904	13972.00
13	Oriental Bank of Commerce	121	141.82	0	0.00	89	112.23

**STATEMENT - IV -A (i) (contd.)**

(Amount ₹ lakh)

Sr. No.	Name of the Bank	Total Loans disbursed during the year		Out of Total - Loan disbursed under SGSY		Out of Total - Loan disbursed Exclusive to Women SHGs	
		No. of SHGs	Loans Disbursed	No. of SHGs	Loans Disbursed	No. of SHGs	Loans Disbursed
14	Punjab National Bank	213	2419.55	6	12.77	45	281.68
15	State Bank of Hyderabad	39752	68312.00	944	1053.00	39752	68312.00
16	State Bank of India	76559	174135.00	25	36.00	71559	164135.00
17	State Bank of Mysore	48	114.38	0	0.00	48	114.38
18	State Bank of Travancore	24	39.40	0	0.00	21	36.64
19	Syndicate Bank	11281	24980.44	20	24.16	11281	24980.44
20	UCO Bank	1495	2683.17	0	0.00	1495	2683.17
21	Union Bank of India	3251	2073.91	12	54.85	2991	1944.10
22	Vijaya Bank	3168	5276.33	24	29.18	3168	5276.33
	<b>Total</b>	<b>255624</b>	<b>537561.41</b>	<b>4590</b>	<b>4144.72</b>	<b>248958</b>	<b>515886.74</b>
<b>Karnataka</b>							
1	Allahabad Bank	27	34.00	19	24.00	18	22.00
2	Andhra Bank	22	37.71	2	2.20	22	37.71
3	Bank of Baroda	141	251.00	19	31.00	141	251.00
4	Bank of India	52	97.30	18	24.20	32	67.70
5	Bank of Maharashtra	41	56.49	21	20.20	36	53.49
6	Canara Bank	5455	6773.23	350	562.55	4477	6644.01
7	Central Bank of India	195	88.59	24	64.90	22	63.48
8	Corporation Bank	1351	2265.62	116	398.28	1313	2164.14
9	Dena Bank	18	8.92	NA	NA	NA	NA
10	IDBI Bank	0	0.00	0	0.00	0	0.00
11	Indian Bank	88	132.73	3	13.00	87	131.40
12	Indian Overseas Bank	503	1252.00	126	164.00	470	438.00
13	Oriental Bank of Commerce	28	79.28	1	3.00	28	79.28
14	Punjab National Bank	38	80.29	11	36.00	35	2.90
15	Punjab & Sind Bank	1	1.88	1	1.88	1	1.88
16	State Bank of Hyderabad	820	410.00	NA	NA	820	410.00
17	State Bank of India	1886	3734.00	60	145.00	1759	3186.00
18	State Bank of Mysore	7252	33987.00	217	1019.61	6527	30588.30
19	State Bank of Travancore	1	1.00	0	0.00	0	0.00
20	Syndicate Bank	1387	3146.98	141	272.77	1093	2546.68
21	UCO Bank	63	207.63	3	9.89	63	207.63
22	Union Bank of India	9960	5960.76	25	54.69	8366	5007.04
23	Vijaya Bank	2338	7736.57	221	412.32	2257	5709.84
	<b>Total</b>	<b>31667</b>	<b>66342.98</b>	<b>1378</b>	<b>3259.49</b>	<b>27567</b>	<b>57612.48</b>
<b>Kerala</b>							
1	Allahabad Bank	5	8.00	0	0.00	5	8.00
2	Andhra Bank	12	23.35	4	4.65	12	23.35
3	Bank of Baroda	219	399.56	0	0.00	0	0.00
4	Bank of India	427	2326.00	190	929.20	427	2326.00
5	Bank of Maharashtra	9	14.87	9	14.87	9	14.87
6	Canara Bank	4500	5584.01	187	31.19	3373	1986.53
7	Central Bank of India	11841	3288.37	851	933.09	10170	2101.93
8	Corporation Bank	593	1307.69	78	117.63	451	1001.40
9	Dena Bank	13	2.25	NA	NA	NA	NA
10	IDBI Bank	2719	2139.00	0	0.00	2719	2139.00
11	Indian Bank	379	292.72	70	211.00	375	289.79

**STATEMENT - IV -A (i) (contd.)**

(Amount ₹ lakh)

Sr. No.	Name of the Bank	Total Loans disbursed during the year		Out of Total - Loan disbursed under SGSY		Out of Total - Loan disbursed Exclusive to Women SHGs	
		No. of SHGs	Loans Disbursed	No. of SHGs	Loans Disbursed	No. of SHGs	Loans Disbursed
12	Indian Overseas Bank	1965	4813.00	409	404.00	1838	2407.00
13	Oriental Bank of Commerce	3	4.80	0	0.00	3	4.80
14	Punjab National Bank	1504	3223.75	519	737.40	1504	3223.75
15	Punjab & Sind Bank	0	0.00	0	0.00	0	0.00
16	State Bank of India	1116	2285.00	44	148.00	620	1141.00
17	State Bank of Mysore	2	6.02	0	0.00	2	6.02
18	State Bank of Travancore	4258	8882.54	1057	1709.77	3957	8260.75
19	Syndicate Bank	476	508.07	21	40.85	378	427.36
20	UCO Bank	121	106.00	3	9.00	121	106.00
21	Union Bank of India	1526	1001.12	27	36.85	1238	812.18
22	Vijaya Bank	228	202.25	29	9.90	128	106.83
	<b>Total</b>	<b>31916</b>	<b>36418.37</b>	<b>3498</b>	<b>5337.40</b>	<b>27330</b>	<b>26386.56</b>
<b>Lakshadweep</b>							
1	Syndicate Bank	8	1.15	4	0.55	4	0.60
	<b>Total</b>	<b>8</b>	<b>1.15</b>	<b>4</b>	<b>0.55</b>	<b>4</b>	<b>0.60</b>
<b>Puducherry</b>							
1	Andhra Bank	9	22.88	1	1.20	9	22.88
2	Bank of India	34	3.86	6	1.98	34	3.86
3	Indian Bank	82	136.74	47	49.25	81	135.37
4	Indian Overseas Bank	1583	2553.00	317	281.00	1483	2196.00
5	State Bank of India	108	248.00	9	32.00	92	160.00
6	Syndicate Bank	12	33.04	12	33.04	12	33.04
7	Vijaya Bank	202	201.96	32	62.20	202	201.96
	<b>Total</b>	<b>2030</b>	<b>3199.48</b>	<b>424</b>	<b>460.67</b>	<b>1913</b>	<b>2753.11</b>
<b>Tamil Nadu</b>							
1	Allahabad Bank	125	36.25	125	36.25	125	36.25
2	Andhra Bank	291	398.24	20	30.10	291	398.24
3	Bank of Baroda	423	726.90	119	248.46	321	476.51
4	Bank of India	1769	1723.09	462	513.55	1734	1690.93
5	Bank of Maharashtra	41	42.39	41	42.39	35	36.00
6	Canara Bank	9655	14719.82	3706	5220.98	7897	12039.85
7	Central Bank of India	9687	2691.11	695	763.44	8320	1719.94
8	Corporation Bank	473	570.84	144	167.51	473	570.84
9	Dena Bank	19	6.71	NA	NA	NA	NA
10	IDBI Bank	22	107.00	0	0.00	22	107.00
11	Indian Bank	9426	6616.43	1960	4809.01	9332	6550.27
12	Indian Overseas Bank	17411	36912.00	4005	5057.00	16307	28053.00
13	Oriental Bank of Commerce	97	63.58	10	1.10	97	63.58
14	Punjab National Bank	338	2964.72	155	2628.00	330	2940.56
15	State Bank of India	12508	25088.00	308	490.00	11110	19570.00
16	State Bank of Mysore	53	180.60	3	9.03	53	180.60
17	State Bank of Travancore	1222	2415.73	171	204.54	1136	2246.63
18	Syndicate Bank	2212	6380.33	277	696.89	2191	5176.43
19	UCO Bank	789	1650.19	189	421.87	752	1572.46



**STATEMENT - IV -A (i) (contd.)**

(Amount ₹ lakh)

Sr. No.	Name of the Bank	Total Loans disbursed during the year		Out of Total - Loan disbursed under SGSY		Out of Total - Loan disbursed Exclusive to Women SHGs	
		No. of SHGs	Loans Disbursed	No. of SHGs	Loans Disbursed	No. of SHGs	Loans Disbursed
20	Union Bank of India	1347	755.25	57	60.75	1172	657.07
21	United Bank of India	51	45.64	0	0.00	47	43.41
22	Vijaya Bank	752	1601.66	628	1300.70	680	1470.54
	<b>Total</b>	<b>68711</b>	<b>105696.48</b>	<b>13075</b>	<b>22701.57</b>	<b>62425</b>	<b>85600.11</b>
	<b>Total Southern Region</b>	<b>389956</b>	<b>749219.87</b>	<b>22969</b>	<b>35904.40</b>	<b>368197</b>	<b>688239.60</b>
	<b>Total - Public Sector Commercial Banks</b>	<b>571250</b>	<b>939526.46</b>	<b>101114</b>	<b>126205.78</b>	<b>504519</b>	<b>817783.21</b>
<b>Public Sector Commercial Banks - all India Position</b>							
1	Allahabad Bank	8479	12191.56	6573	8174.13	6299	7560.30
2	Andhra Bank	76504	173765.00	583	717.20	76504	173765.00
3	Bank of Baroda	21293	22173.40	4802	5811.08	13742	14590.75
4	Bank of India	22080	19958.93	10948	6623.99	19305	15066.09
5	Bank of Maharashtra	8276	9555.71	8167	9468.54	7474	8426.04
6	Canara Bank	37121	57521.41	6805	9676.29	30853	47895.53
7	Central Bank of India	35868	20705.64	9016	9358.03	28380	15311.88
8	Corporation Bank	13029	22558.45	836	807.03	12816	22133.97
9	Dena Bank	4712	3369.66	0	0.00	0	0.00
10	IDBI Bank	3209	9411.69	412	7115.85	3127	9324.95
11	Indian Bank	12321	11283.86	2302	5424.86	12199	11172.65
12	Indian Overseas Bank	33469	71393.00	7082	7632.00	31316	49924.00
13	Oriental Bank of Commerce	735	826.02	390	419.22	529	569.28
14	Punjab National Bank	15371	25793.00	10557	15073.23	13374	20226.00
15	Punjab & Sind Bank	593	621.03	305	264.21	426	442.37
16	State Bank of Bikaner & Jaipur	659	2191.00	414	1242.00	414	1244.00
17	State Bank of Hyderabad	40812	68890.00	944	1053.00	40812	68890.00
18	State Bank of India	151415	274965.00	7564	15941.00	130310	232439.00
19	State Bank of Mysore	7365	34292.65	220	1028.64	6640	30893.95
20	State Bank of Patiala	548	899.60	275	465.40	260	302.25
21	State Bank of Travancore	5505	11338.67	1228	1914.31	5114	10544.02
22	Syndicate Bank	16053	35935.38	957	1756.41	15372	33629.58
23	UCO Bank	11399	11418.37	6014	5172.21	8587	9409.24
24	Union Bank of India	20819	12783.46	938	1079.38	17974	11074.54
25	United Bank of India	16653	10294.95	12596	7820.76	16027	9897.30
26	Vijaya Bank	6962	15389.03	1186	2167.00	6665	13050.52
	<b>Total</b>	<b>571250</b>	<b>939526.46</b>	<b>101114</b>	<b>126205.78</b>	<b>504519</b>	<b>817783.21</b>

**STATEMENT - IV - A (ii)**

**Progress under Microfinance - Bank loans disbursed by  
Private Sector Commercial Banks to SHGs during 2011-12**

(Amount ₹ lakh)

Sr. No.	Name of the Bank	Total Loans disbursed during the year		Out of Total - Loan disbursed under SGSY		Out of Total - Loan disbursed Exclusive to Women SHGs	
		No. of SHGs	Loans Disbursed	No. of SHGs	Loans Disbursed	No. of SHGs	Loans Disbursed
<b>NORTHERN REGION</b>							
<b>Haryana</b>							
1	HDFC Bank	0	0.00	0	0.00	0	0.00
	<b>Total</b>	<b>0</b>	<b>0.00</b>	<b>0</b>	<b>0.00</b>	<b>0</b>	<b>0.00</b>
<b>Jammu &amp; Kashmir</b>							
1	HDFC Bank	0	0.00	0	0.00	0	0.00
2	Jammu & Kashmir Bank	371	151.99	347	146.42	0	0.00
	<b>Total</b>	<b>371</b>	<b>151.99</b>	<b>347</b>	<b>146.42</b>	<b>0</b>	<b>0.00</b>
<b>New Delhi</b>							
1	HDFC Bank	0	0.00	0	0.00	0	0.00
	<b>Total</b>	<b>0</b>	<b>0.00</b>	<b>0</b>	<b>0.00</b>	<b>0</b>	<b>0.00</b>
<b>Punjab</b>							
1	Capital Local Area Bank	0	0.00	0	0.00	0	0.00
2	HDFC Bank	0	0.00	0	0.00	0	0.00
	<b>Total</b>	<b>0</b>	<b>0.00</b>	<b>0</b>	<b>0.00</b>	<b>0</b>	<b>0.00</b>
<b>Rajasthan</b>							
1	HDFC Bank	30	28.47	0	0.00	30	28.47
2	ICICI Bank	526	365.20	1	3.00	525	362.20
	<b>Total</b>	<b>556</b>	<b>393.67</b>	<b>1</b>	<b>3.00</b>	<b>555</b>	<b>390.67</b>
	<b>Total Northern Region</b>	<b>927</b>	<b>545.66</b>	<b>348</b>	<b>149.42</b>	<b>555</b>	<b>390.67</b>
<b>NORTH EASTERN REGION</b>							
<b>Assam</b>							
1	AXIS Bank	4	2.20	4	2.20	3	2.00
2	HDFC Bank	0	0.00	0	0.00	0	0.00
	<b>Total</b>	<b>4</b>	<b>2.20</b>	<b>4</b>	<b>2.20</b>	<b>3</b>	<b>2.00</b>
<b>Nagaland</b>							
1	ICICI Bank	0	0.00	0	0.00	0	0.00
	<b>Total</b>	<b>0</b>	<b>0.00</b>	<b>0</b>	<b>0.00</b>	<b>0</b>	<b>0.00</b>
<b>Sikkim</b>							
1	AXIS Bank	1	1.20	1	1.20	1	1.20
	<b>Total</b>	<b>1</b>	<b>1.20</b>	<b>1</b>	<b>1.20</b>	<b>1</b>	<b>1.20</b>
	<b>Total North Eastern Region</b>	<b>5</b>	<b>3.40</b>	<b>5</b>	<b>3.40</b>	<b>4</b>	<b>3.20</b>
<b>EASTERN REGION</b>							
<b>Bihar</b>							
1	HDFC Bank	0	0.00	0	0.00	0	0.00
	<b>Total</b>	<b>0</b>	<b>0.00</b>	<b>0</b>	<b>0.00</b>	<b>0</b>	<b>0.00</b>
<b>Jharkhand</b>							
1	HDFC Bank	0	0.00	0	0.00	0	0.00
	<b>Total</b>	<b>0</b>	<b>0.00</b>	<b>0</b>	<b>0.00</b>	<b>0</b>	<b>0.00</b>
<b>Odisha</b>							
1	AXIS Bank	7	8.40	7	8.40	7	8.40
2	HDFC Bank	0	0.00	0	0.00	0	0.00
3	ICICI Bank	0	0.00	0	0.00	0	0.00
	<b>Total</b>	<b>7</b>	<b>8.40</b>	<b>7</b>	<b>8.40</b>	<b>7</b>	<b>8.40</b>

**STATEMENT - IV - A (ii) (contd.)**

(Amount ₹ lakh)

Sr. No.	Name of the Bank	Total Loans disbursed during the year		Out of Total - Loan disbursed under SGSY		Out of Total - Loan disbursed Exclusive to Women SHGs	
		No. of SHGs	Loans Disbursed	No. of SHGs	Loans Disbursed	No. of SHGs	Loans Disbursed
<b>West Bengal</b>							
1	HDFC Bank	0	0	0	0	0	0
2	Karnataka Bank	3	6.00	3	6.00	3	6.00
	<b>Total</b>	<b>3</b>	<b>6.00</b>	<b>3</b>	<b>6.00</b>	<b>3</b>	<b>6.00</b>
	<b>Total Eastern Region</b>	<b>10</b>	<b>14.40</b>	<b>10</b>	<b>14.40</b>	<b>10</b>	<b>14.40</b>
<b>CENTRAL REGION</b>							
<b>Chhattisgarh</b>							
1	AXIS Bank	1	2.49	1	2.49	1	2.49
2	HDFC Bank	0	0.00	0	0.00	0	0.00
	<b>Total</b>	<b>1</b>	<b>2.49</b>	<b>1</b>	<b>2.49</b>	<b>1</b>	<b>2.49</b>
<b>Madhya Pradesh</b>							
1	AXIS Bank	1	1.80	1	1.80	1	1.80
2	HDFC Bank	0	0.00	0	0.00	0	0.00
3	ICICI Bank	147	75.30	0	0.00	147	75.30
	<b>Total</b>	<b>148</b>	<b>77.10</b>	<b>1</b>	<b>1.80</b>	<b>148</b>	<b>77.10</b>
<b>Uttar Pradesh</b>							
1	HDFC Bank	1	0.88	0	0.00	1	0.88
	<b>Total</b>	<b>1</b>	<b>0.88</b>	<b>0</b>	<b>0.00</b>	<b>1</b>	<b>0.88</b>
<b>Uttarakhand</b>							
1	HDFC Bank	0	0.00	0	0.00	0	0.00
2	Nainital Bank	88	91.56	46	65.83	51	52.59
	<b>Total</b>	<b>88</b>	<b>91.56</b>	<b>46</b>	<b>65.83</b>	<b>51</b>	<b>52.59</b>
	<b>Total Central Region</b>	<b>238</b>	<b>172.03</b>	<b>48</b>	<b>70.12</b>	<b>201</b>	<b>133.06</b>
<b>WESTERN REGION</b>							
<b>Goa</b>							
1	HDFC Bank	6	13.43	0	0.00	6	13.43
	<b>Total</b>	<b>6</b>	<b>13.43</b>	<b>0</b>	<b>0.00</b>	<b>6</b>	<b>13.43</b>
<b>Gujarat</b>							
1	City Union Bank	0	0.00	0	0.00	0	0.00
2	HDFC Bank	29	25.89	0	0.00	29	25.89
3	ICICI Bank	66	38.30	0	0.00	66	38.30
	<b>Total</b>	<b>95</b>	<b>64.19</b>	<b>0</b>	<b>0.00</b>	<b>95</b>	<b>64.19</b>
<b>Maharashtra</b>							
1	AXIS Bank	0	0.00	0	0.00	0	0.00
2	HDFC Bank	270	290.08	0	0.00	270	290.08
3	ICICI Bank	1511	961.13	2	4.43	1511	961.13
4	Karnataka Bank	0	0.00	0	0.00	0	0.00
5	Ratnakar Bank	48	32.96	8	3.63	40	24.07
6	Tamil Nadu Mercantile Bank	0	0.00	0	0.00	0	0.00
	<b>Total</b>	<b>1829</b>	<b>1284.17</b>	<b>10</b>	<b>8.06</b>	<b>1821</b>	<b>1275.28</b>
	<b>Total Western Region</b>	<b>1930</b>	<b>1361.79</b>	<b>10</b>	<b>8.06</b>	<b>1922</b>	<b>1352.90</b>
<b>SOUTHERN REGION</b>							
<b>Andhra Pradesh</b>							
1	AXIS Bank	0	0.00	0	0.00	0	0.00
2	City Union Bank	377	841.12	0	0.00	0	0.00
3	HDFC Bank	0	0.00	0	0.00	0	0.00

**STATEMENT - IV - A (ii) (contd.)**

(Amount ₹ lakh)

Sr. No.	Name of the Bank	Total Loans disbursed during the year		Out of Total - Loan disbursed under SGSY		Out of Total - Loan disbursed Exclusive to Women SHGs	
		No. of SHGs	Loans Disbursed	No. of SHGs	Loans Disbursed	No. of SHGs	Loans Disbursed
4	ICICI Bank	0	0.00	0	0.00	0	0.00
5	Karnataka Bank	39	64.20	0	0.00	0	0.00
	<b>Total</b>	<b>416</b>	<b>905.32</b>	<b>0</b>	<b>0.00</b>	<b>0</b>	<b>0.00</b>
<b>Karnataka</b>							
1	AXIS Bank	1	2.15	1	2.15	1	2.15
2	City Union Bank	3	14.80	2	12.35	0	0.00
3	HDFC Bank	3186	5372.59	0	0.00	3186	5372.59
4	ICICI Bank	111	71.00	0	0.00	111	71.00
5	ING-Vysya Bank	1334	2537.00	533	1117.38	458	944.83
6	KBS Bank	14	7.00	0	0.00	14	7.00
7	Karnataka Bank	391	455.64	30	37.31	374	433.68
8	Tamilnad Mercantile Bank	1	3.00	0	0.00	0	0.00
	<b>Total</b>	<b>5041</b>	<b>8463.18</b>	<b>566</b>	<b>1169.19</b>	<b>4144</b>	<b>6831.25</b>
<b>Kerala</b>							
1	Catholic Syrian Bank	36	71.73	28	55.07	0	0.00
2	City Union Bank	32	63.95	0	0.00	0	0.00
3	Dhanalakshmi Bank	3109	13994.96	1135	3665.18	2985	7407.80
4	Federal Bank	877	2646.68	308	539.11	793	1839.01
5	HDFC Bank	1756	2544.71	0	0.00	1756	2544.71
6	South Indian Bank	223	318.06	35	90.60	87	136.22
7	Tamilnad Mercantile Bank	6	13.00	3	4.00	6	13.00
	<b>Total</b>	<b>6039</b>	<b>19653.09</b>	<b>1509</b>	<b>4353.96</b>	<b>5627</b>	<b>11940.74</b>
<b>Puducherry</b>							
1	City Union Bank	0	0.00	0	0.00	0	0.00
2	Tamilnad Mercantile Bank	0	0.00	0	0.00	0	0.00
	<b>Total</b>	<b>0</b>	<b>0.00</b>	<b>0</b>	<b>0.00</b>	<b>0</b>	<b>0.00</b>
<b>Tamil Nadu</b>							
1	City Union Bank	551	621.65	224	219.55	0	0.00
2	HDFC Bank	11333	17724.75	0	0.00	11333	17724.75
3	ICICI Bank	2792	4824.50	0	0.00	2792	4824.50
4	Tamilnad Mercantile Bank	275	388.25	31	27.40	185	286.34
	<b>Total</b>	<b>14951</b>	<b>23559.15</b>	<b>255</b>	<b>246.95</b>	<b>14310</b>	<b>22835.59</b>
	<b>Total Southern Region</b>	<b>26447</b>	<b>52580.74</b>	<b>2330</b>	<b>5770.10</b>	<b>24081</b>	<b>41607.58</b>
	<b>Total - Private Sec. Com. Banks</b>	<b>29557</b>	<b>54678.02</b>	<b>2751</b>	<b>6015.50</b>	<b>26773</b>	<b>43501.81</b>
<b>Private Sector Commercial Banks - all India Position</b>							
1	AXIS Bank	15	18.24	15.00	18.24	14	18.04
2	Capital Local Area Bank	0	0.00	0.00	0.00	0	0.00
3	City Union Bank	963	1541.52	226.00	231.90	0	0.00
4	Catholic Syrian Bank	36	71.73	28.00	55.07	0	0.00
5	Dhanalakshmi Bank	3109	13994.96	1135.00	3665.18	2985	7407.80
6	Federal Bank	877	2646.68	308.00	539.11	793	1839.01
7	HDFC Bank	16611	26000.80	0.00	0.00	16611	26000.80
8	ICICI Bank	5153	6335.43	3.00	7.43	5152	6332.43

**STATEMENT - IV - A (ii) (contd.)**

(Amount ₹ lakh)

Sr. No.	Name of the Bank	Total Loans disbursed during the year		Out of Total - Loan disbursed under SGSY		Out of Total - Loan disbursed Exclusive to Women SHGs	
		No. of SHGs	Loans Disbursed	No. of SHGs	Loans Disbursed	No. of SHGs	Loans Disbursed
9	ING-Vysya Bank	1334	2537.00	533.00	1117.38	458	944.83
10	Jammu & Kashmir Bank	371	151.99	347.00	146.42	0	0.00
11	Karnataka Bank	433	525.84	33.00	43.31	377	439.68
12	KBS Bank	14	7.00	0.00	0.00	14	7.00
13	Nainital Bank	88	91.56	46.00	65.83	51	52.59
14	Ratnakar Bank	48	32.96	8.00	3.63	40	24.07
15	South Indian Bank	223	318.06	35.00	90.60	87	136.22
16	Tamilnad Mercantile Bank	282	404.25	34.00	131.40	191	299.34
	<b>Total Pvt. Sec. Com. Banks IV - A (ii)</b>	<b>29557</b>	<b>54678.02</b>	<b>2751</b>	<b>6015.50</b>	<b>26773</b>	<b>43501.81</b>
	<b>Total of All Pub. Sec. Com. Banks - IV A(i)</b>	<b>571250</b>	<b>939526.46</b>	<b>101114</b>	<b>126205.78</b>	<b>504519</b>	<b>817783.21</b>
	<b>Grand Total - Commercial Banks</b>	<b>600807</b>	<b>994204.49</b>	<b>103865</b>	<b>132221.27</b>	<b>531292</b>	<b>861285.02</b>

**STATEMENT - IV - B**
**Progress under Microfinance - Bank loans disbursed by  
Regional Rural Banks to SHGs during 2011-12**

(Amount ₹ lakh)

Sr. No.	Name of the Bank	Total Loans disbursed during the year		Out of Total - Loan disbursed under SGSY		Out of Total - Loan disbursed Exclusive to Women SHGs	
		No. of SHGs	Loans Disbursed	No. of SHGs	Loans Disbursed	No. of SHGs	Loans Disbursed
<b>NORTHERN REGION</b>							
<b>Haryana</b>							
1	Gurgaon Gramin Bank	1445	2005.07	312	786.99	1227	1678.84
2	Haryana Gramin Bank	611	755.00	497	644.86	398	491.82
	<b>Total</b>	<b>2056</b>	<b>2760.07</b>	<b>809</b>	<b>1431.85</b>	<b>1625</b>	<b>2170.66</b>
<b>Himachal Pradesh</b>							
1	Himachal Gramin Bank	624	457.39	74	54.97	560	398.91
2	Parvatiya Gramin Bank	128	233.52	24	69.07	46	93.42
	<b>Total</b>	<b>752</b>	<b>690.91</b>	<b>98</b>	<b>124.04</b>	<b>606</b>	<b>492.33</b>
<b>Jammu &amp; Kashmir</b>							
1	Ellaquai Dehati Bank	118	219.20	19	16.03	86	192.43
2	Jammu and Kashmir Gramin Bank	137	130.15	137	130.15	136	128.15
	<b>Total</b>	<b>255</b>	<b>349.35</b>	<b>156</b>	<b>146.18</b>	<b>222</b>	<b>320.58</b>
<b>Punjab</b>							
1	Malwa KGB	125	140.90	15	46.83	87	98.50
2	Punjab Gramin Bank	380	20.28	73	3.91	359	19.20
3	Sutlej Gramin Bank	11	16.30	11	16.30	11	16.30
	<b>Total</b>	<b>516</b>	<b>177.48</b>	<b>99</b>	<b>67.04</b>	<b>457</b>	<b>134.00</b>
<b>Rajasthan</b>							
1	Baroda Rajasthan Gramin Bank	2106	2224.98	650	1223.97	1778	1784.18
2	Hadoti KGB	650	383.69	0	0.00	396	188.51
3	Jaipur Thar Gramin Bank	497	676.76	201	433.04	447	609.08
4	Mewar Aanchalik GB	156	229.79	152	210.95	138	163.26
5	MGB Grameen Bank	1195	986.54	134	252.95	1083	892.99
6	Rajasthan Gramin Bank	3148	1551.75	198	455.16	2830	1396.51
	<b>Total</b>	<b>7752</b>	<b>6053.51</b>	<b>1335</b>	<b>2576.07</b>	<b>6672</b>	<b>5034.53</b>
	<b>Total Northern Region</b>	<b>11331</b>	<b>10031.32</b>	<b>2497</b>	<b>4345.18</b>	<b>9582</b>	<b>8152.10</b>
<b>NORTH EASTERN REGION</b>							
<b>Assam</b>							
1	Assam Gramin Vikash Bank	15398	7901.17	7433	5985.77	9159	6008.59
2	Langpi Dehangi Rural Bank	881	790.44	600	701.47	819	735.11
	<b>Total</b>	<b>16279</b>	<b>8691.61</b>	<b>8033</b>	<b>6687.24</b>	<b>9978</b>	<b>6743.70</b>
<b>Arunachal Pradesh</b>							
1	Arunachal Pradesh Rural Bank	15	24.50	3	5.00	6	4.50
	<b>Total</b>	<b>15</b>	<b>24.50</b>	<b>3</b>	<b>5.00</b>	<b>6</b>	<b>4.50</b>
<b>Manipur</b>							
1	Manipur Rural Bank	433	185.65	11	4.55	433	185.65
	<b>Total</b>	<b>433</b>	<b>185.65</b>	<b>11</b>	<b>4.55</b>	<b>433</b>	<b>185.65</b>
<b>Meghalaya</b>							
1	Meghalaya Rural Bank	391	220.21	336	201.46	161	90.56
	<b>Total</b>	<b>391</b>	<b>220.21</b>	<b>336</b>	<b>201.46</b>	<b>161</b>	<b>90.56</b>

**STATEMENT - IV - B (contd.)**

(Amount ₹ lakh)

Sr. No.	Name of the Bank	Total Loans disbursed during the year		Out of Total - Loan disbursed under SGSY		Out of Total - Loan disbursed Exclusive to Women SHGs	
		No. of SHGs	Loans Disbursed	No. of SHGs	Loans Disbursed	No. of SHGs	Loans Disbursed
<b>Mizoram</b>							
1	Mizoram Rural Bank	542	640.18	301	231.94	NA	NA
	<b>Total</b>	<b>542</b>	<b>640.18</b>	<b>301</b>	<b>231.94</b>	<b>0</b>	<b>0.00</b>
<b>Nagaland</b>							
1	Nagaland Rural Bank	44	112.31	0	0.00	44	112.31
	<b>Total</b>	<b>44</b>	<b>112.31</b>	<b>0</b>	<b>0.00</b>	<b>44</b>	<b>112.31</b>
<b>Tripura</b>							
1	Tripura Gramin Bank	16301	19469.51	5977	16944.01	11410	13628.10
	<b>Total</b>	<b>16301</b>	<b>19469.51</b>	<b>5977</b>	<b>16944.01</b>	<b>11410</b>	<b>13628.10</b>
	<b>Total North Eastern Region</b>	<b>34005</b>	<b>29343.97</b>	<b>14661</b>	<b>24074.20</b>	<b>22032</b>	<b>20764.82</b>
<b>EASTERN REGION</b>							
<b>Bihar</b>							
1	Bihar Khsetriya Gramin Bank	4431	2850.36	915	824.00	4377	2548.36
2	Madhya Bihar Gramin Bank	6122	7297.00	2342	3449.00	2832	2690.00
3	Samastipur KGB	234	181.31	133	31.31	128	99.72
4	Uttar Bihar Gramin Bank	6929	9111.00	3669	7321.00	5689	7480.13
	<b>Total</b>	<b>17716</b>	<b>19439.67</b>	<b>7059</b>	<b>11625.31</b>	<b>13026</b>	<b>12818.21</b>
<b>Jharkhand</b>							
1	Jharkhand Gramin Bank	1819	2649.50	1587	1965.30	1602	2239.50
2	Vananchal Gramin Bank	2382	2530.04	1877	2225.95	1996	2120.68
	<b>Total</b>	<b>4201</b>	<b>5179.54</b>	<b>3464</b>	<b>4191.25</b>	<b>3598</b>	<b>4360.18</b>
<b>Odisha</b>							
1	Kalinga Gramya Bank	7345	8908.99	600	1462.11	7247	7278.10
2	Neelachal Gramya Bank	2223	1238.72	0	0.00	0	0.00
3	Rushikulya Gramya Bank	306	1456.00	142	284.00	139	281.00
4	Utkal Gramya Bank	10194	6228.70	944	2719.30	9170	5603.01
	<b>Total</b>	<b>20068</b>	<b>17832.41</b>	<b>1686</b>	<b>4465.41</b>	<b>16556</b>	<b>13162.11</b>
<b>West Bengal</b>							
1	Bangiya Gramin Vikash Bank	13014	17932.77	5563	6435.41	12987	17895.56
2	Paschim Banga GB	4212	3459.00	1934	1684.00	2688	2353.00
3	Uttarbanga Kshetriya Gramin Bank	3441	886.11	2935	792.45	3097	797.50
	<b>Total</b>	<b>20667</b>	<b>22277.88</b>	<b>10432</b>	<b>8911.86</b>	<b>18772</b>	<b>21046.06</b>
	<b>Total Eastern Region</b>	<b>62652</b>	<b>64729.50</b>	<b>22641</b>	<b>29193.83</b>	<b>51952</b>	<b>51386.56</b>
<b>CENTRAL REGION</b>							
<b>Chhattisgarh</b>							
1	Chhattisgarh Gramin Bank Raipur	3647	2954.14	777	2060.02	719	589.58
2	Durg Rajnandgaon Gramin Bank	1553	593.37	148	221.15	1398	534.03
3	Surguja Kshetriya GB	847	703.00	656	649.00	593	492.10
	<b>Total</b>	<b>6047</b>	<b>4250.51</b>	<b>1581</b>	<b>2930.17</b>	<b>2710</b>	<b>1615.71</b>

**STATEMENT - IV - B (contd.)**

(Amount ₹ lakh)

Sr. No.	Name of the Bank	Total Loans disbursed during the year		Out of Total - Loan disbursed under SGSY		Out of Total - Loan disbursed Exclusive to Women SHGs	
		No. of SHGs	Loans Disbursed	No. of SHGs	Loans Disbursed	No. of SHGs	Loans Disbursed
<b>Madhya Pradesh</b>							
1	Jhabua Dhar RRB	243	179.60	13	26.27	190	140.10
2	Madhya Bharat RRB	753	551.04	739	549.96	353	263.45
3	Mahakaushal RRB	60	60.90	55	52.38	53	53.69
4	Narmada Malwa RRB	871	247.18	76	18.39	691	172.83
5	Rewa Sidhi Gramin Bank	173	133.30	173	133.30	73	51.10
6	Satpura Narmada RRB	948	302.19	788	264.19	472	153.23
7	Sharda RRB	47	19.31	47	19.31	24	10.02
8	Vidisha Bhopal RRB	0	0.00	0	0.00	0	0.00
	<b>Total</b>	<b>3095</b>	<b>1493.52</b>	<b>1891</b>	<b>1063.80</b>	<b>1856</b>	<b>844.42</b>
<b>Uttar Pradesh</b>							
1	Allahabad UP Gramin Bank	2242	4702.21	1095	4415.46	1070	2159.06
2	Aryavart Gramin Bank	475	733.26	460	715.20	266	220.58
3	Ballia (Etawah)Kshetriya Gramin Bank	391	116.97	360	101.10	177	80.86
4	Baroda Uttar Pradesh Gramin Bank	4442	8807.12	1907	6397.62	3205	5904.68
5	Kashi Gomti samyut Gramin Bank	579	1201.00	579	1201.00	248	419.00
6	Kshetriya Kisan Gramin Bank, Mainpuri	287	908.59	226	737.23	97	310.00
7	Prathama Bank	2037	1685.00	692	823.00	1010	829.00
8	Purvanchal Gramin Bank	2826	3602.00	2167	2453.00	932	1065.00
9	Sarva UP Gramin Bank	387	568.17	233	512.62	162	111.17
10	Shreyas Gramin Bank	328	243.44	0	0.00	271	207.66
	<b>Total</b>	<b>13994</b>	<b>22567.76</b>	<b>7719</b>	<b>17356.23</b>	<b>7438</b>	<b>11307.01</b>
<b>Uttarakhand</b>							
1	Nainital Almora KGB	362	418.87	333	402.80	324	374.90
2	Uttaranchal Gramin Bank	815	728.36	678	706.53	489	437.02
	<b>Total</b>	<b>1177</b>	<b>1147.23</b>	<b>1011</b>	<b>1109.33</b>	<b>813</b>	<b>811.92</b>
	<b>Total Central Region</b>	<b>24313</b>	<b>29459.02</b>	<b>12202</b>	<b>22459.53</b>	<b>12817</b>	<b>14579.06</b>
<b>WESTERN REGION</b>							
<b>Gujarat</b>							
1	Baroda Gujarat Gramin Bank	4847	3434.00	4684	3317.80	4841	3425.03
2	Dena Gujarat Gramin Bank	1724	1407.11	1693	1385.01	1656	1351.71
3	Saurashtra Gramin Bank	1430	281.77	630	127.17	1117	202.68
	<b>Total</b>	<b>8001</b>	<b>5122.88</b>	<b>7007</b>	<b>4829.98</b>	<b>7614</b>	<b>4979.42</b>
<b>Maharashtra</b>							
1	Maharashtra Gramin Bank	2553	6320.85	935	2412.60	1464	5372.72
2	Vidharbha Kshetriya Gramin Bank	1944	1926.00	267	181.00	1749	1733.40
3	Wainganga Krishna Gramin Bank	2771	1996.35	331	229.10	2015	1486.34
	<b>Total</b>	<b>7268</b>	<b>10243.20</b>	<b>1533</b>	<b>2822.70</b>	<b>5228</b>	<b>8592.46</b>
	<b>Total Western Region</b>	<b>15269</b>	<b>15366.08</b>	<b>8540</b>	<b>7652.68</b>	<b>12842</b>	<b>13571.88</b>



**STATEMENT - IV - B (contd.)**

(Amount ₹. lakh)

Sr. No.	Name of the Bank	Total Loans disbursed during the year		Out of Total - Loan disbursed under SGSY		Out of Total - Loan disbursed Exclusive to Women SHGs	
		No. of SHGs	Loans Disbursed	No. of SHGs	Loans Disbursed	No. of SHGs	Loans Disbursed
<b>SOUTHERN REGION</b>							
<b>Andhra Pradesh</b>							
1	Andhra Pradesh Gr. Vikas Bank	42444	97844.00	115	260.00	42444	97844.00
2	Andhra Pragati Grameena Bank	33118	73410.00	256	513.60	33118	73410.00
3	Chaitanya Godavari Gr. Bank	9395	18648.56	0	0.00	9395	18648.56
4	Deccan Grameen Bank	16570	32317.00	0	0.00	16570	32317.00
5	Saptagiri Grameena Bank	14316	43048.00	0	0.00	14316	43048.00
	<b>Total</b>	<b>115843</b>	<b>265267.56</b>	<b>371</b>	<b>773.60</b>	<b>115843</b>	<b>265267.56</b>
<b>Karnataka</b>							
1	Cauvery Kalpataru Grameena Bank	7550	16853.39	253	586.26	6793	15233.18
2	Chiko Kodagu Gramin Bank	262	549.23	18	43.22	250	521.77
3	Karnataka Vikasa Grameena Bank	7539	17269.00	681	1114.00	7022	16100.00
4	Krishna Gramin Bank	2887	3336.20	150	375.80	2598	3002.50
5	Pragathi Grameena Bank	4444	10499.59	354	703.80	3555	8399.67
6	Visveshvaraya Grameena Bank	868	2055.55	30	93.41	795	1685.55
	<b>Total</b>	<b>23550</b>	<b>50562.96</b>	<b>1486</b>	<b>2916.49</b>	<b>21013</b>	<b>44942.67</b>
<b>Kerala</b>							
1	North Malabar Gramin Bank	1243	1668.22	749	943.28	941	1234.15
2	South Malabar Gramin Bank	2972	3943.00	1644	1089.38	2940	3895.00
	<b>Total</b>	<b>4215</b>	<b>5611.22</b>	<b>2393</b>	<b>2032.66</b>	<b>3881</b>	<b>5129.15</b>
<b>Puducherry</b>							
1	Puduvai Bharathi Grama Bank	1041	1917.83	35	77.20	1030	1887.50
	<b>Total</b>	<b>1041</b>	<b>1917.83</b>	<b>35</b>	<b>77.20</b>	<b>1030</b>	<b>1887.50</b>
<b>Tamil Nadu</b>							
1	Pallavan Grama Bank	9082	26182.19	1471	3360.25	8978	25766.47
2	Pandyan Grama Bank	3508	4133.50	1576	1338.50	3508	4010.56
	<b>Total</b>	<b>12590</b>	<b>30315.69</b>	<b>3047</b>	<b>4698.75</b>	<b>12486</b>	<b>29777.03</b>
	<b>Total Southern Region</b>	<b>157239</b>	<b>353675.26</b>	<b>7332</b>	<b>10498.70</b>	<b>154253</b>	<b>347003.91</b>
	<b>Grand Total - RRBs</b>	<b>304809</b>	<b>502605.15</b>	<b>67873</b>	<b>98224.12</b>	<b>263478</b>	<b>455458.33</b>

STATEMENT - IV - C

Progress under Microfinance - Bank loans disbursed by  
Co-operative Banks to SHGs during 2011-12

(Amount ₹ lakh)

Sr. No.	Name of the Bank	Total Loans disbursed during the year		Out of Total - Loan disbursed under SGSY		Out of Total - Loan disbursed Exclusive to Women SHGs	
		No. of SHGs	Loans Disbursed	No. of SHGs	Loans Disbursed	No. of SHGs	Loans Disbursed
<b>NORTHERN REGION</b>							
<b>Haryana</b>							
1	Ambala DCCB	1	0.50	0	0.00	1	0.50
2	Bhiwani DCCB	0	0.00	0	0.00	0	0.00
3	Faridabad DCCB	0	0.00	0	0.00	0	0.00
4	Fatahabad DCCB	9	15.10	9	15.10	5	11.70
5	Gurgaon DCCB	0	0.00	0	0.00	0	0.00
6	Hissar DCCB	35	86.77	35	86.77	7	15.40
7	Jhajjar DCCB	0	0.00	0	0.00	0	0.00
8	Jind DCCB	0	0.00	0	0.00	0	0.00
9	Kaithal DCCB	0	0.00	0	0.00	0	0.00
10	Karnal DCCB	17	4.65	0	0.00	17	4.65
11	Mahendergarh DCCB	9	13.35	3	7.75	6	5.60
12	Panchkula DCCB	1	0.25	0	0.00	1	0.25
13	Panipat DCCB	0	0.00	0	0.00	0	0.00
14	Rewari DCCB	20	44.90	16	41.70	20	44.90
15	Rohtak DCCB	0	0.00	0	0.00	0	0.00
16	Sirsa DCCB	35	21.90	35	21.90	35	21.90
17	Sonepat DCCB	0	0.00	0	0.00	0	0.00
18	Yamuna Nagar DCCB	0	0.00	0	0.00	0	0.00
	<b>Total</b>	<b>127</b>	<b>187.42</b>	<b>98</b>	<b>173.22</b>	<b>92</b>	<b>104.90</b>
<b>Himachal Pradesh</b>							
1	Himachal Pradesh SCB	772	716.66	281	359.50	658	559.30
2	Jogindra DCCB	354	652.69	32	98.41	259	499.71
3	Kangra DCCB	1117	1612.94	111	273.12	1117	1612.94
	<b>Total</b>	<b>2243</b>	<b>2982.29</b>	<b>424</b>	<b>731.03</b>	<b>2034</b>	<b>2671.95</b>
<b>Jammu &amp; Kashmir</b>							
1	J&K SCB	138	67.62	14	7.77	114	52.30
2	Anantnag DCCB	15	11.78	15	11.78	15	11.78
3	Baramulla DCCB	52	32.15	52	32.15	52	32.15
4	Jammu DCCB	40	41.07	40	41.07	40	41.07
	<b>Total</b>	<b>245</b>	<b>152.62</b>	<b>121</b>	<b>92.77</b>	<b>221</b>	<b>137.30</b>
<b>New Delhi</b>							
1	Delhi SCB	0	0.00	0	0.00	0	0.00
	<b>Total</b>	<b>0</b>	<b>0.00</b>	<b>0</b>	<b>0.00</b>	<b>0</b>	<b>0.00</b>
<b>Punjab</b>							
1	Amritsar DCCB	12	9.30	0	0.00	12	9.30
2	Bathinda DCCB	31	29.40	0	0.00	31	29.40
3	Faridkot DCCB	9	3.75	0	0.00	9	3.75
4	Fatehgarh DCCB	76	0.70	0	0.00	76	0.70
5	Fazilka DCCB	3	10.00	3	10.00	3	10.00
6	Firozpur DCCB	2	4.00	2	4.00	2	4.00

**STATEMENT - IV - C (contd.)**

(Amount ₹ lakh)

Sr. No.	Name of the Bank	Total Loans disbursed during the year		Out of Total - Loan disbursed under SGSY		Out of Total - Loan disbursed Exclusive to Women SHGs	
		No. of SHGs	Loans Disbursed	No. of SHGs	Loans Disbursed	No. of SHGs	Loans Disbursed
7	Gurdaspur DCCB	52	76.71	0	0.00	0	0.00
8	Hoshiarpur DCCB	1	0.25	0	0.00	1	0.25
9	Jalandhar DCCB	49	74.60	0	0.00	1	5.00
10	Kapurthala DCCB	8	2.45	0	0.00	8	2.45
11	Ludhiana DCCB	59	38.50	0	0.00	0	0.00
12	Mansa DCCB	0	0.00	0	0.00	0	0.00
13	Moga DCCB	20	12.07	0	0.00	20	12.07
14	Mohali DCCB	15	11.06	0	0.00	15	11.06
15	Muktsar DCCB	36	67.50	36	67.50	36	67.50
16	Nawanshahr DCCB	53	22.40	0	0.00	53	22.40
17	Patiala DCCB	34	40.40	8	23.70	34	40.40
18	Ropar DCCB	15	11.10	0	0.00	0	0.00
19	Sangrur DCCB	38	73.95	35	70.95	38	73.95
20	Tarn Taran DCCB	0	0.00	0	0.00	0	0.00
	<b>Total</b>	<b>513</b>	<b>488.14</b>	<b>84</b>	<b>176.15</b>	<b>339</b>	<b>292.23</b>
<b>Rajasthan</b>							
1	Ajmer DCCB	207	202.44	5	16.75	166	143.58
2	Alwar DCCB	431	772.82	42	85.58	169	127.53
3	Banswara DCCB	173	146.66	98	83.08	143	121.23
4	Baran DCCB	184	162.45	19	83.00	171	132.13
5	Barmer DCCB	247	374.83	84	127.47	163	195.91
6	Bharatpur DCCB	136	50.31	0	0.00	136	50.31
7	Bhilwara DCCB	439	302.69	35	29.23	439	233.88
8	Bikaner DCCB	133	139.01	2	5.10	113	118.63
9	Bundi DCCB	376	141.12	0	0.00	376	137.04
10	Chittorgarh DCCB	239	194.94	4	20.40	229	168.49
11	Churu DCCB	148	126.63	3	9.52	128	94.79
12	Dausa DCCB	59	51.47	0	0.00	51	26.04
13	Dungarpur DCCB	87	33.67	0	0.00	84	33.67
14	Hanumangarh DCCB	409	244.14	32	101.02	377	143.12
15	Jaipur DCCB	585	273.74	0	0.00	585	273.74
16	Jaisalmer DCCB	68	77.05	10	17.10	18	17.05
17	Jalore DCCB	41	26.68	1	0.00	25	18.00
18	Jhalawar DCCB	139	124.98	26	22.08	85	76.73
19	Jhunjhunu DCCB	400	240.03	0	0.00	400	239.72
20	Jodhpur DCCB	102	178.41	41	41.27	58	157.96
21	Kota DCCB	303	149.39	3	7.66	242	119.31
22	Nagaur DCCB	324	184.25	13	10.45	305	184.25
23	Pali DCCB	241	256.05	20	32.80	221	223.25
24	S.Ganganagar DCCB	108	101.04	0	0.00	88	84.04
25	Sikar DCCB	655	408.21	10	73.08	655	408.21
26	Sirohi DCCB	90	63.19	20	29.06	53	34.13
27	Swai Madhopur DCCB	162	85.65	0	0.00	161	84.74
28	Tonk DCCB	15	7.93	0	0.00	15	7.93
29	Udaipur DCCB	286	310.34	65	135.46	281	304.91
	<b>Total</b>	<b>6787</b>	<b>5430.12</b>	<b>533</b>	<b>930.11</b>	<b>5937</b>	<b>3960.32</b>
	<b>Total - Northern Region</b>	<b>9915</b>	<b>9240.59</b>	<b>1260</b>	<b>2103.28</b>	<b>8623</b>	<b>7166.70</b>

**STATEMENT - IV - C (contd.)**

(Amount ₹ lakh)

Sr. No.	Name of the Bank	Total Loans disbursed during the year		Out of Total - Loan disbursed under SGSY		Out of Total - Loan disbursed Exclusive to Women SHGs	
		No. of SHGs	Loans Disbursed	No. of SHGs	Loans Disbursed	No. of SHGs	Loans Disbursed
<b>NORTH EASTERN REGION</b>							
<b>Assam</b>							
1	Assam SCB	1661	1827.28	1162	1279.10	997	1096.37
	<b>Total</b>	<b>1661</b>	<b>1827.28</b>	<b>1162</b>	<b>1279.10</b>	<b>997</b>	<b>1096.37</b>
<b>Arunachal Pradesh</b>							
1	Arunachal Pradesh SCB	67	39.34	56	11.25	67	39.34
	<b>Total</b>	<b>67</b>	<b>39.34</b>	<b>56</b>	<b>11.25</b>	<b>67</b>	<b>39.34</b>
<b>Manipur</b>							
1	Manipur SCB	47	117.50	47	117.50	3	7.50
	<b>Total</b>	<b>47</b>	<b>117.50</b>	<b>47</b>	<b>117.50</b>	<b>3</b>	<b>7.50</b>
<b>Meghalaya</b>							
1	Meghalaya SCB	132	130.14	101	100.10	72	68.50
	<b>Total</b>	<b>132</b>	<b>130.14</b>	<b>101</b>	<b>100.10</b>	<b>72</b>	<b>68.50</b>
<b>Mizoram</b>							
1	Mizoram SCB	26	38.54	3	6.00	NA	NA
	<b>Total</b>	<b>26</b>	<b>38.54</b>	<b>3</b>	<b>6.00</b>	<b>NA</b>	<b>NA</b>
<b>Nagaland</b>							
1	Nagaland SCB	352	33.12	0	0.00	NA	NA
	<b>Total</b>	<b>352</b>	<b>33.12</b>	<b>0</b>	<b>0.00</b>	<b>NA</b>	<b>NA</b>
<b>Sikkim</b>							
1	Sikkim SCB	40	99.62	28	79.75	32	69.79
	<b>Total</b>	<b>40</b>	<b>99.62</b>	<b>28</b>	<b>79.75</b>	<b>32</b>	<b>69.79</b>
<b>Tripura</b>							
1	Tripura SCB	1624	1943.07	1215	595.50	1218	1415.44
	<b>Total</b>	<b>1624</b>	<b>1943.07</b>	<b>1215</b>	<b>595.50</b>	<b>1218</b>	<b>1415.44</b>
	<b>Total - North Eastern Region</b>	<b>3949</b>	<b>4228.61</b>	<b>2612</b>	<b>2189.20</b>	<b>2389</b>	<b>2696.94</b>
<b>EASTERN REGION</b>							
<b>A &amp; N Islands (UT)</b>							
1	A & N SCB	596	461.75	231	108.63	271	209.96
	<b>Total</b>	<b>596</b>	<b>461.75</b>	<b>231</b>	<b>108.63</b>	<b>271</b>	<b>209.96</b>
<b>Odisha</b>							
1	Angul United DCCB	733	390.82	85	294.43	733	390.82
2	Aska DCCB	75	83.23	19	64.69	75	83.23
3	Balasore Bhadrak DCCB	1592	1554.22	135	359.73	135	359.73
4	Banki DCCB	92	29.56	0	0.00	92	29.56
5	Berhampur DCCB	204	346.83	18	4.38	186	303.03
6	Bhawanipatna DCCB	21	5.84	0	0.00	21	5.84
7	Bolangir DCCB	48	39.10	5	14.70	48	39.10
8	Boudh DCCB	151	189.52	39	125.84	151	189.52
9	Cuttack DCCB	739	342.31	37	73.56	602	313.95
10	Keonjhar DCCB	375	355.13	59	142.12	255	255.14
11	Khurda DCCB	538	457.35	38	114.87	538	457.35
12	Koraput DCCB	1241	1159.04	202	595.09	1204	1143.01
13	Mayurbhanj DCCB	98	122.98	19	57.00	98	122.98

**STATEMENT - IV - C (contd.)**

(Amount ₹ lakh)

Sr. No.	Name of the Bank	Total Loans disbursed during the year		Out of Total - Loan disbursed under SGSY		Out of Total - Loan disbursed Exclusive to Women SHGs	
		No. of SHGs	Loans Disbursed	No. of SHGs	Loans Disbursed	No. of SHGs	Loans Disbursed
14	Nayagarh DCCB	160	68.05	28	49.64	160	68.05
15	Sambalpur DCCB	420	406.84	47	116.28	420	406.84
16	Sundargarh DCCB	874	840.47	175	534.02	853	800.95
17	United Puri Nimapara DCCB	138	62.79	0	0.00	0	0.00
	<b>Total</b>	<b>7499</b>	<b>6454.08</b>	<b>906</b>	<b>2546.35</b>	<b>5571</b>	<b>4969.10</b>
<b>West Bengal</b>							
1	West Bengal SCB	157	135.00	0	0.00	0	0.00
2	West Bengal SCARDB	1452	676.06	0	0.00	0	0.00
3	Bankura DCCB	10857	1524.25	0	0.00	10819	1501.20
4	Birbhum DCCB	10	5.25	0	0.00	0	0.00
5	Burdwan DCCB	78	18.22	0	0.00	63	13.84
6	Darjeeling DCCB	85	0.77	0	0.00	74	0.68
7	Dk.Dinajpur DCCB	0	0.00	0	0.00	0	0.00
8	Hooghly DCCB	202	622.29	0	0.00	202	622.29
9	Howrah DCCB	366	315.49	0	0.00	315	262.47
10	Jalpaiguri DCCB	2010	1.26	0	0.00	0	0.00
11	Malda DCCB	604	6.68	0	0.00	0	0.00
12	Mugberia DCCB	1821	918.54	35	29.56	1758	88.66
13	Murshidabad DCCB	12535	22.72	0	0.00	0	0.00
14	Nadia DCCB	10589	2524.55	0	0.00	9636	2253.07
15	Purulia DCCB	380	122.67	0	0.00	380	122.67
16	Raiganj DCCB	0	0.00	0	0.00	0	0.00
17	Tamluk-Ghatal DCCB	0	0.00	0	0.00	0	0.00
18	Vidyasagar DCCB	2181	8.47	341	3.30	1854	7.53
	<b>Total</b>	<b>43327</b>	<b>6902.21</b>	<b>376</b>	<b>32.86</b>	<b>25101</b>	<b>4872.41</b>
	<b>Total Eastern Region</b>	<b>51422</b>	<b>13818.04</b>	<b>1513</b>	<b>2687.84</b>	<b>30943</b>	<b>10051.47</b>
<b>CENTRAL REGION</b>							
<b>Chhattisgarh</b>							
1	Ambikapur DCCB	9	5.59	0	0.00	9	5.59
2	Bilaspur DCCB	10	30.70	10	30.70	10	30.70
3	Durg DCCB	694	306.02	0	0.00	0	0.00
4	Jagdalpur DCCB	16	24.80	3	12.00	2	8.00
5	Raipur DCCB	149	144.34	0	0.00	149	144.34
6	Rajnandgaon DCCB	236	94.11	0	0.00	236	94.11
	<b>Total</b>	<b>1114</b>	<b>605.56</b>	<b>13</b>	<b>42.70</b>	<b>406</b>	<b>282.74</b>
<b>Madhya Pradesh</b>							
1	Balaghat DCCB	19	2.17	0	0.00	19	2.17
2	Betul DCCB	0	0.00	0	0.00	0	0.00
3	Chhatapur DCCB	386	289.95	375	289.15	212	160.78
4	Chhindwara DCCB	0	0.00	0	0.00	0	0.00
5	Devas DCCB	0	0.00	0	0.00	0	0.00
6	Dhar DCCB	0	0.00	0	0.00	0	0.00
7	Guna DCCB	0	0.00	0	0.00	0	0.00
8	Hoshangabad DCCB	0	0.00	0	0.00	0	0.00

**STATEMENT - IV - C (contd.)**

(Amount ₹ lakh)

Sr. No.	Name of the Bank	Total Loans disbursed during the year		Out of Total - Loan disbursed under SGSY		Out of Total - Loan disbursed Exclusive to Women SHGs	
		No. of SHGs	Loans Disbursed	No. of SHGs	Loans Disbursed	No. of SHGs	Loans Disbursed
9	Jhabua DCCB	95	410.80	95	410.80	10	40.10
10	Khandwa DCCB	4	8.91	2	7.75	4	8.91
11	Khargone DCCB	40	1.57	0	0.00	15	0.56
12	Raisen DCCB	0	0.00	0	0.00	0	0.00
13	Rajgarh DCCB	0	0.00	0	0.00	0	0.00
14	Shahdol DCCB	13	65.53	13	65.53	10	56.53
15	Shajapur DCCB	0	0.00	0	0.00	0	0.00
16	Shivpuri DCCB	0	0.00	0	0.00	0	0.00
17	Tikamgarh DCCB	21	22.34	21	22.34	21	22.34
18	Vidisha DCCB	14	3.00	0	0.00	7	1.45
	<b>Total</b>	<b>592</b>	<b>804.27</b>	<b>506</b>	<b>795.57</b>	<b>298</b>	<b>292.84</b>
<b>Uttar Pradesh</b>							
1	Agra DCCB	155	18.60	11	0.22	57	10.24
2	Allahabad DCCB	9	13.86	0	0.00	2	3.26
3	Azamgarh DCCB	0	0.00	0	0.00	0	0.00
4	Bahiraich DCCB	0	0.00	0	0.00	0	0.00
5	Ballia DCCB	0	0.00	0	0.00	0	0.00
6	Banda DCCB	1	0.30	0	0.00	0	0.00
7	Barabanki DCCB	4	13.11	4	13.11	4	13.11
8	Bareilly DCCB	2	4.05	0	0.00	0	0.00
9	Bulandsahar DCCB	37	20.83	6	5.84	1	2.83
10	Etawah DCCB	0	0.00	0	0.00	0	0.00
11	Firozabad DCCB	1919	2.89	620	0.98	1439	2.17
12	Ghaziabad DCCB	117	26.64	0	0.00	0	0.00
13	Ghazipur DCCB	0	0.00	0	0.00	0	0.00
14	Gorakhpur DCCB	15	0.78	0	0.00	0	0.00
15	Hamirpur DCCB	0	0.00	0	0.00	0	0.00
16	Hardoi DCCB	0	0.00	0	0.00	0	0.00
17	Jalaun DCCB	0	0.00	0	0.00	0	0.00
18	Jhansi DCCB	25	5.00	0	0.00	25	5.00
19	Kanpur DCCB	0	0.00	0	0.00	0	0.00
20	Lakhimpur-Kheri DCCB	473	209.16	452	207.01	227	100.40
21	Lalitpur DCCB	35	48.31	16	18.41	21	26.57
22	Mathura DCCB	0	0.00	0	0.00	0	0.00
23	Meerut DCCB	113	2.03	0	0.00	42	0.46
24	Mirzapur DCCB	53	0.64	53	0.64	7	0.09
25	Moradabad DCCB	19	3.88	0	0.00	2	0.51
26	Muzaffarnagar DCCB	0	0.00	0	0.00	0	0.00
27	Pilibhit DCCB	0	0.00	0	0.00	0	0.00
28	Pratapgarh DCCB	21	17.50	21	17.50	10	5.61
29	Rampur DCCB	1	1.50	0	0.00	1	1.50
30	Sahanjhanpur DCCB	101	0.30	5	0.17	0	0.00
31	Saharanpur DCCB	425	195.64	0	0.00	380	160.15
32	Unnao DCCB	3	2.13	0	0.00	2	0.15
	<b>Total</b>	<b>3528</b>	<b>587.15</b>	<b>1188</b>	<b>263.88</b>	<b>2220</b>	<b>332.04</b>

**STATEMENT - IV - C (contd.)**

(Amount ₹ lakh)

Sr. No.	Name of the Bank	Total Loans disbursed during the year		Out of Total - Loan disbursed under SGSY		Out of Total - Loan disbursed Exclusive to Women SHGs	
		No. of SHGs	Loans Disbursed	No. of SHGs	Loans Disbursed	No. of SHGs	Loans Disbursed
<b>Uttarakhand</b>							
1	Almora DCCB	539	2.16	539	2.16	83	0.14
2	Chamoli DCCB	86	115.73	25	22.80	45	47.22
3	Dehradun DCCB	41	60.00	39	58.83	13	16.60
4	Garhwal (Kotdwar) DCCB	30	71.21	30	71.21	24	19.55
5	Haridwar DCCB	21	0.58	21	0.58	12	0.25
6	Nainital DCCB	30	11.51	26	10.30	30	6.63
7	Pithoragarh DCCB	68	168.88	68	168.88	35	81.15
8	Tehri DCCB	21	3.31	21	2.56	7	0.28
9	US Nagar DCCB	21	33.69	21	33.69	0	0.00
10	Uttarakashi DCCB	185	251.76	94	193.31	0	0.00
	<b>Total</b>	<b>1042</b>	<b>718.83</b>	<b>884</b>	<b>564.32</b>	<b>249</b>	<b>171.81</b>
	<b>Total Central Region</b>	<b>6276</b>	<b>2715.81</b>	<b>2591</b>	<b>1666.47</b>	<b>3173</b>	<b>1079.44</b>
<b>WESTERN REGION</b>							
<b>Goa</b>							
1	Goa SCB	1629	1015.63	8	10.50	1554	968.12
	<b>Total</b>	<b>1629</b>	<b>1015.63</b>	<b>8</b>	<b>10.50</b>	<b>1554</b>	<b>968.12</b>
<b>Gujarat</b>							
1	Ahmedabad DCCB	542	143.17	0	0.00	509	93.91
2	Amreli DCCB	0	0.00	0	0.00	0	0.00
3	Banaskantha DCCB	0	0.00	0	0.00	0	0.00
4	Baroda DCCB	0	0.00	0	0.00	0	0.00
5	Bharuch DCCB	218	913.58	0	0.00	104	483.41
6	Bhavnagar DCCB	10	0.21	0	0.00	0	0.00
7	Jamnagar DCCB	0	0.00	0	0.00	0	0.00
8	Junagadh dCCB	9	0.55	0	0.00	9	0.55
9	Kheda DCCB	7	3.42	0	0.00	2	2.92
10	Kodinar DCCB	94	19.05	94	19.05	0	0.00
11	Kutch DCCB	0	0.00	0	0.00	0	0.00
12	Mehsana DCCB	1517	7.91	1517	7.91	5	0.03
13	Panchmahal DCCB	0	0.00	0	0.00	0	0.00
14	Rajkot DCCB	484	1.94	4	0.08	484	1.94
15	Sabarkantha DCCB	85	14.57	0	0.00	85	14.57
16	Surat DCCB	43	15.64	0	0.00	0	0.00
17	Surendranagar DCCB	0	0.00	0	0.00	0	0.00
18	Valsad DCCB	45	0.29	0	0.00	45	0.29
	<b>Total</b>	<b>3054</b>	<b>1120.33</b>	<b>1615</b>	<b>27.04</b>	<b>1243</b>	<b>597.62</b>
<b>Maharashtra</b>							
1	Ahmednagar DCCB	1560	1435.23	539	676.56	0	0.00
2	Akola DCCB	178	85.59	57	33.85	119	51.94
3	Amaravati DCCB	495	216.53	0	0.00	390	141.65
4	Aurangabad DCCB	289	161.56	55	69.35	270	149.50
5	Beed DCCB	0	0.00	0	0.00	0	0.00
6	Bhandara DCCB	860	8.67	140	5.84	850	8.67
7	Buldhana DCCB	5	0.36	0	0.00	2	0.03

**STATEMENT - IV - C (contd.)**

(Amount ₹ lakh)

Sr. No.	Name of the Bank	Total Loans disbursed during the year		Out of Total - Loan disbursed under SGSY		Out of Total - Loan disbursed Exclusive to Women SHGs	
		No. of SHGs	Loans Disbursed	No. of SHGs	Loans Disbursed	No. of SHGs	Loans Disbursed
8	Chandrapur DCCB	3138	1379.54	562	264.06	3098	1353.89
9	Dhule DCCB	510	447.85	98	166.66	471	413.03
10	Gadchiroli DCCB	2494	1837.66	209	428.80	2249	1676.96
11	Gondia DCCB	478	1.05	252	0.51	462	1.02
12	Hingoli DCCB	101	0.75	95	0.70	93	0.71
13	Jalgaon DCCB	383	324.98	175	174.89	378	314.20
14	Jalna DCCB	115	1.12	0	0.00	82	0.56
15	Kolhapur DCCB	631	263.71	166	161.41	631	263.71
16	Latur DCCB	4259	1946.01	188	217.89	4071	1728.12
17	Nagpur DCCB	169	0.86	0	0.00	169	0.86
18	Nanded DCCB	0	0.00	0	0.00	0	0.00
19	Nasik DCCB	31	0.58	30	0.55	29	0.52
20	Osmanabad DCCB	94	1.06	68	0.96	7	0.13
21	Parbhani DCCB	127	1.29	91	0.89	117	1.22
22	Pune DCCB	1073	6.68	121	2.00	1073	6.68
23	Raigad DCCB	1084	289.94	30	14.15	1049	281.69
24	Ratnagiri DCCB	240	1.36	66	0.29	18	0.20
25	Sangli DCCB	1457	1741.14	178	458.91	109	174.11
26	Satara DCCB	10430	1274.84	920	150.88	10430	1274.84
27	Sindudhurg DCCB	173	312.94	56	71.00	173	288.84
28	Solapur DCCB	417	503.68	307	457.56	417	503.68
29	Thane DCCB	1775	608.62	58	7.97	4	1.65
30	Wardha DCCB	507	3.41	53	1.00	454	2.41
31	Yavatmal DCCB	1167	970.79	89	282.38	1060	881.78
	<b>Total</b>	<b>34240</b>	<b>13827.83</b>	<b>4603</b>	<b>3649.05</b>	<b>28275</b>	<b>9522.61</b>
	<b>Total - Western Region</b>	<b>38923</b>	<b>15963.79</b>	<b>6226</b>	<b>3686.59</b>	<b>31072</b>	<b>11088.35</b>
<b>SOUTHERN REGION</b>							
<b>Andhra Pradesh</b>							
1	Adilabad DCCB	23	0.00	0	0.00	23	0.00
2	Chittoor DCCB	190	242.41	0	0.00	190	242.41
3	East Godavari DCCB	93	82.28	0	0.00	93	82.28
4	Guntur DCCB	253	416.83	0	0.00	253	416.83
5	Karimnagar DCCB	752	2112.25	0	0.00	752	2112.25
6	Kornool DCCB	10	12.50	0	0.00	10	12.50
7	Krishna DCCB	3385	7293.91	0	0.00	3385	7293.91
8	Nalgonda DCCB	264	131.80	0	0.00	264	131.80
9	Nellore DCCB	0	0.00	0	0.00	0	0.00
10	Nizamabad DCCB	789	1392.42	0	0.00	789	1392.42
11	Prakasam DCCB	186	381.84	0	0.00	186	381.84
12	Visakhapatnam DCCB	0	0.00	0	0.00	0	0.00
13	Vizianagaram DCCB	0	0.00	0	0.00	0	0.00
14	Warangal DCCB	0	0.00	0	0.00	0	0.00
15	West Godavari DCCB	698	1341.52	0	0.00	698	1341.52
	<b>Total</b>	<b>6643</b>	<b>13407.76</b>	<b>0</b>	<b>0.00</b>	<b>6643</b>	<b>13407.76</b>



**STATEMENT - IV - C (contd.)**

(Amount ₹ lakh)

Sr. No.	Name of the Bank	Total Loans disbursed during the year		Out of Total - Loan disbursed under SGSY		Out of Total - Loan disbursed Exclusive to Women SHGs	
		No. of SHGs	Loans Disbursed	No. of SHGs	Loans Disbursed	No. of SHGs	Loans Disbursed
<b>Karnataka</b>							
1	Bagalkot DCCB	524	459.56	119	342.21	57	47.05
2	Bangalore DCCB	126	487.25	6	30.00	126	487.25
3	Belgaum DCCB	988	2215.11	0	0.00	795	586.45
4	Bellary DCCB	1146	940.40	0	0.00	18	15.35
5	Bidar DCCB	1219	4722.74	183	1053.09	1219	4722.74
6	Bijapur DCCB	624	573.90	576	516.90	624	573.90
7	Chikmagalur DCCB	896	1580.06	46	122.51	741	1287.00
8	Chitradurga DCCB	889	1167.46	17	41.30	889	1167.46
9	Davanagere DCCB	491	410.46	0	0.00	465	397.77
10	Dharwad DCCB	962	459.68	0	0.00	785	343.93
11	Gulburga DCCB	574	333.25	0	0.00	574	333.25
12	Hassan DCCB	3198	3357.60	63	140.00	2807	2855.90
13	Kodagu DCCB	963	1365.03	54	158.72	831	1006.84
14	Kolar DCCB	174	264.31	0	0.00	174	264.31
15	Mandya DCCB	2142	2825.00	31	111.00	1997	2633.76
16	Mysore DCCB	1524	2188.45	78	167.04	182	248.62
17	Raichur DCCB	507	667.42	0	0.00	507	667.42
18	Shimoga DCCB	3264	3291.99	64	136.10	2783	2811.27
19	South Canara DCCB	2949	2378.02	45	158.82	1667	1285.41
20	Tumkur DCCB	3245	6881.62	21	59.25	2806	4698.45
21	U. Kanada DCCB	1280	1010.78	665	569.78	615	521.29
	<b>Total</b>	<b>27685</b>	<b>37580.09</b>	<b>1968</b>	<b>3606.72</b>	<b>20662</b>	<b>26955.42</b>
<b>Kerala</b>							
1	Alappuzha DCCB	500	1679.53	24	94.43	457	1525.03
2	Ernakulam DCCB	41	58.57	NA	NA	39	57.37
3	Idukki DCCB	1952	5957.07	NA	NA	NA	NA
4	Kannur DCCB	2044	1799.28	627	998.20	1039	1044.18
5	Kasaragod DCCB	512	437.76	NA	NA	NA	NA
6	Kollam DCCB	965	1733.19	NA	NA	NA	NA
7	Kottayam DCCB	542	1604.00	155	122.00	NA	NA
8	Kozhikode DCCB	33	18.53	NA	NA	32	17.53
9	Malappuram DCCB	21	21.84	NA	NA	NA	NA
10	Palakkad DCCB	689	963.64	22	22.00	689	963.64
11	Pathanamthitta DCCB	262	908.60	8	53.00	NA	NA
12	Thiruvananthapuram DCCB	435	713.10	NA	NA	NA	NA
13	Thrissur DCCB	3118	3119.55	276	2994.51	2997	3196.00
14	Wayanad DCCB	1958	4718.10	NA	NA	NA	NA
	<b>Total</b>	<b>13072</b>	<b>23732.76</b>	<b>1112</b>	<b>4284.14</b>	<b>5253</b>	<b>6803.75</b>
<b>Puducherry</b>							
1	Puducherry SCB	727	2259.56	158	514.34	547	1698.09
	<b>Total</b>	<b>727</b>	<b>2259.56</b>	<b>158</b>	<b>514.34</b>	<b>547</b>	<b>1698.09</b>

STATEMENT - IV - C (contd.)

(Amount ₹ lakh)

Sr. No.	Name of the Bank	Total Loans disbursed during the year		Out of Total - Loan disbursed under SGSY		Out of Total - Loan disbursed Exclusive to Women SHGs	
		No. of SHGs	Loans Disbursed	No. of SHGs	Loans Disbursed	No. of SHGs	Loans Disbursed
<b>Tamil Nadu</b>							
1	Chennai Central Co-op, Bank	870	1074.09	NA	NA	870	1074.09
2	Coimbatore DCCB	1461	2001.84	907	873.26	1387	1856.96
3	Cuddalore DCCB	3089	2421.60	2844	2140.90	NA	NA
4	Dharmapuri DCCB	1120	2308.32	215	175.00	1120	2308.32
5	Dindigul DCCB	1275	2025.91	692	870.85	22	20.95
6	Erode DCCB	483	446.58	330	309.04	4	8.95
7	Kancheepuram DCCB	4345	4511.33	986	129.15	NA	NA
9	Kumbakonam	871	968.20	NA	NA	871	968.20
10	Madurai DCCB	546	12.07	546	12.07	218	4.83
11	Nilgiris DCCB	287	711.85	119	10.30	278	682.55
12	Pudukottai DCCB	1494	1498.19	795	629.80	1494	1498.19
13	Ramnathapuram DCCB	655	651.25	386	336.35	1	0.60
14	Salem DCCB	3184	3939.26	2706	3348.36	2895	3540.76
15	Sivagangai DCCB	47604	3.52	8	42.16	NA	NA
16	Thanjavur DCCB	559	522.16	294	281.46	539	519.66
17	Thoothukudi DCCB	275	155.12	275	155.12	NA	NA
18	Tiruchirapalli DCCB	3207	3995.37	684	469.22	7	22.96
19	Tirunelveli DCCB	1827	1005.00	1117	691.83	1792	984.00
20	Tiruvannamalai DCCB	3965	59.54	3964	59.54	3964	59.54
21	Vellore DCCB	2683	3435.10	1655	1256.88	NA	NA
22	Villupuram DCCB	1748	1327.47	1748	1327.47	1748	1327.47
23	Virudhunagar DCCB	659	621.81	14	48.50	575	609.62
	<b>Total</b>	<b>83650</b>	<b>33720.22</b>	<b>20601</b>	<b>13172.25</b>	<b>19157</b>	<b>15511.05</b>
	<b>Total - southern Region</b>	<b>131777</b>	<b>110700.39</b>	<b>23839</b>	<b>21577.45</b>	<b>52262</b>	<b>64376.07</b>
	<b>Grand Total - Co-operative Banks</b>	<b>242262</b>	<b>156667.23</b>	<b>38041</b>	<b>33910.83</b>	<b>128462</b>	<b>96458.98</b>

**STATEMENT - V - A (i)**
**Progress under Microfinance - Bank Loans outstanding against SHGs as on  
31 March 2012 - Public Sector Commercial Banks**

(Amount ₹ lakh)

Sr. No.	Name of the Bank	Total Loans Outstanding against SHGs		Out of Total - under SGSY		Out of Total - Exclusive Women SHGs	
		No. of SHGs	Loans O/S	No. of SHGs	Loans O/S	No. of SHGs	Loans O/S
<b>NORTHERN REGION</b>							
<b>Chandigarh</b>							
1	Bank of Baroda	59	85.35	6	5.52	56	73.94
2	Canara Bank	7	6.78	0	0.00	0	0.00
3	Indian Bank	0	0.00	0	0.00	0	0.00
4	Oriental Bank of Commerce	98	60.84	23	31.72	78	37.85
5	Union Bank of India	49	39.02	2	0.56	32	25.08
	<b>Total</b>	<b>213</b>	<b>191.99</b>	<b>31</b>	<b>37.80</b>	<b>166</b>	<b>136.87</b>
<b>Haryana</b>							
1	Allahabad Bank	139	137.00	139	137.00	110	105.00
2	Bank of Baroda	58	69.54	6	5.52	25	48.44
3	Bank of India	139	185.36	139	185.36	30	73.10
4	Canara Bank	211	216.19	211	216.19	146	148.91
5	Central Bank of India	448	540.75	448	540.75	284	304.88
6	Corporation Bank	0	0.00	0	0.00	0	0.00
7	Dena Bank	18	9.00	NA	NA	NA	NA
8	IDBI Bank	0	0.00	0	0.00	0	0.00
9	Indian Bank	48	47.09	16	1.51	48	46.62
10	Indian Overseas Bank	0	0.00	0	0.00	0	0.00
11	Oriental Bank of Commerce	810	786.52	619	422.22	385	321.15
12	Punjab National Bank	8765	7726.58	8765	7726.58	6809	6372.55
13	Punjab & Sind Bank	292	247.81	125	103.04	209	152.18
14	State Bank of India	1211	1388.00	67	86.00	929	1136.00
15	State Bank of Patiala	692	670.60	487	209.65	366	360.48
16	Syndicate Bank	273	299.11	144	134.90	166	194.00
17	UCO Bank	121	176.37	52	52.97	121	176.37
18	Union Bank of India	97	146.78	12	17.53	80	121.25
19	Vijaya Bank	13	7.02	4	4.83	13	7.02
	<b>Total</b>	<b>13335</b>	<b>12653.72</b>	<b>11234</b>	<b>9844.05</b>	<b>9721</b>	<b>9567.95</b>
<b>Himachal Pradesh</b>							
1	Allahabad Bank	17	75.00	17	75.00	17	75.00
2	Bank of Baroda	1	5.00	0	0.00	1	5.00
3	Bank of India	46	47.28	46	47.28	12	17.51
4	Canara Bank	45	57.09	40	39.25	NA	NA
5	Central Bank of India	341	357.41	341	357.41	262	236.90
6	Indian Bank	13	6.88	9	4.70	13	6.88
7	Punjab National Bank	17048	1307.58	483	102.58	11623	1173.27
8	Punjab & Sind Bank	35	38.02	16	9.95	35	38.02
9	State Bank of India	2712	2323.00	97	135.00	2712	2323.00
10	State Bank of Patiala	873	607.10	303	295.13	392	159.68
11	Syndicate Bank	1	0.76	1	0.76	1	0.76
12	UCO Bank	774	934.00	684	796.00	688	736.00
	<b>Total</b>	<b>21906</b>	<b>5759.12</b>	<b>2037</b>	<b>1863.06</b>	<b>15756</b>	<b>4772.02</b>

**STATEMENT - V - A (i) (contd.)**

(Amount ₹ lakh)

Sr. No.	Name of the Bank	Total Loans Outstanding against SHGs		Out of Total - under SGSY		Out of Total - Exclusive Women SHGs	
		No. of SHGs	Loans O/S	No. of SHGs	Loans O/S	No. of SHGs	Loans O/S
<b>Jammu &amp; Kashmir</b>							
1	Bank of Baroda	79	127.30	0	0.00	30	50.00
2	Canara Bank	5	4.17	0	0.00	5	4.17
3	Central Bank of India	13	1.76	0	0.00	13	1.76
4	Punjab National Bank	310	92.23	0	0.00	276	89.97
5	Punjab & Sind Bank	1	0.35	0	0.00	1	0.35
6	State Bank of India	321	238.00	20	17.00	321	238.00
	<b>Total</b>	<b>729</b>	<b>463.81</b>	<b>20</b>	<b>17.00</b>	<b>646</b>	<b>384.25</b>
<b>New Delhi</b>							
1	Allahabad Bank	6	2.00	0	0.00	6	2.00
2	Bank of Baroda	7	7.05	5	1.36	7	7.05
3	Canara Bank	9	9.38	4	7.13	9	9.38
4	Central Bank of India	8	8.76	0	0.00	8	8.76
5	Corporation Bank	0	0.00	0	0.00	0	0.00
6	Indian Bank	320	1005.49	21	19.44	317	995.44
7	Punjab National Bank	537	208.33	0	0.00	517	206.93
8	Punjab & Sind Bank	6	0.04	0	0.00	6	0.04
9	State Bank of India	214	131.00	1	1.00	214	131.00
10	State Bank of Mysore	0	0.00	0	0.00	0	0.00
11	Union Bank of India	13	47.94	8	29.33	8	28.76
	<b>Total</b>	<b>1120</b>	<b>1419.99</b>	<b>39</b>	<b>58.26</b>	<b>1092</b>	<b>1389.36</b>
<b>Punjab</b>							
1	Allahabad Bank	24	17.42	8	3.15	13	5.74
2	Bank of Baroda	30	62.45	0	0.00	30	62.45
3	Bank of India	228	101.79	194	93.49	195	85.62
4	Bank of Maharashtra	1	4.27	1	4.27	0	0.00
5	Canara Bank	109	91.03	52	47.36	NA	NA
6	Central Bank of India	185	269.86	185	269.86	100	124.63
7	Corporation Bank	4	1.00	0	0.00	0	0.00
8	Dena Bank	10	2.00	NA	NA	NA	NA
9	IDBI Bank	0	0.00	0	0.00	0	0.00
10	Indian Bank	96	19.33	51	7.18	95	19.14
11	Indian Overseas Bank	10	10.00	2	2.00	9	9.00
12	Oriental Bank of Commerce	459	355.70	235	240.28	368	247.59
13	Punjab National Bank	4058	2126.91	1000	845.96	2495	1325.43
14	Punjab & Sind Bank	785	741.92	388	313.21	645	594.83
15	State Bank of India	1080	899.00	49	57.00	612	457.00
16	State Bank of Patiala	904	772.20	505	399.92	417	315.69
17	Syndicate Bank	13	5.30	2	2.31	13	5.30
18	UCO Bank	232	321.00	109	88.78	232	321.00
19	Union Bank of India	70	56.32	10	8.14	59	47.31
20	Vijaya Bank	18	26.13	11	20.15	18	26.13
	<b>Total</b>	<b>8316</b>	<b>5883.63</b>	<b>2802</b>	<b>2403.06</b>	<b>5301</b>	<b>3646.85</b>

**STATEMENT - V - A (i) (contd.)**

(Amount ₹ lakh)

Sr. No.	Name of the Bank	Total Loans Outstanding against SHGs		Out of Total - under SGSY		Out of Total - Exclusive Women SHGs	
		No. of SHGs	Loans O/S	No. of SHGs	Loans O/S	No. of SHGs	Loans O/S
<b>Rajasthan</b>							
1	Allahabad Bank	169	247.00	169	247.00	169	247.00
2	Bank of Baroda	9880	7000.94	2601	2157.45	5653	4666.49
3	Bank of India	182	194.35	151	178.28	157	179.12
4	Bank of Maharashtra	7	2.83	7	2.83	7	2.83
5	Canara Bank	235	241.12	96	96.30	220	216.90
6	Central Bank of India	909	524.79	786	457.32	764	370.29
7	Dena Bank	32	1030.95	NA	NA	NA	NA
8	IDBI Bank	0	0.00	0	0.00	0	0.00
9	Indian Bank	11	4.61	7	1.77	11	4.61
10	Indian Overseas Bank	63	55.00	9	10.00	57	50.00
11	Oriental Bank of Commerce	1320	304.10	91	92.99	1272	226.21
12	Punjab National Bank	16293	5420.86	6683	2367.77	14316	3883.88
13	Punjab & Sind Bank	45	50.59	11	14.51	30	33.19
14	State Bank of Bikaner & Jaipur	41349	26589.00	11827	8767.00	34442	17394.00
15	State Bank of India	2267	1798.00	125	226.00	2267	1798.00
16	Syndicate Bank	7	14.92	7	14.92	7	14.92
17	UCO Bank	2064	1109.85	1534	638.50	1473	766.21
18	Union Bank of India	182	177.97	35	34.52	158	154.83
19	Vijaya Bank	0	0.00	0	0.00	0	0.00
	<b>Total</b>	<b>75015</b>	<b>44766.88</b>	<b>24139</b>	<b>15307.16</b>	<b>61003</b>	<b>30008.48</b>
	<b>Total - Northern Region</b>	<b>120634</b>	<b>71139.14</b>	<b>40302</b>	<b>29530.39</b>	<b>93685</b>	<b>49905.78</b>
<b>NORTH EASTERN REGION</b>							
<b>Assam</b>							
1	Allahabad Bank	4013	3677.53	3845	3518.81	3094	3183.02
2	Bank of Baroda	606	489.56	440	327.55	319	226.61
3	Bank of India	267	1.75	267	1.75	197	1.25
4	Canara Bank	363	253.17	346	247.13	204	152.57
5	Central Bank of India	4508	4047.98	3461	3694.44	3050	2840.36
6	Dena Bank	20	8.04	NA	NA	NA	NA
7	Indian Bank	599	463.80	178	33.87	593	459.16
8	Indian Overseas Bank	421	303.00	72	55.00	379	273.00
9	Punjab National Bank	11153	1737.71	8830	1311.52	4971	522.07
10	Punjab & Sind Bank	8	7.79	3	1.52	1	0.47
11	State Bank of India	10990	9079.00	4171	3894.00	9882	8560.00
12	Syndicate Bank	117	106.18	96	77.82	85	76.45
13	UCO Bank	9133	5026.88	8053	5013.00	3764	1618.98
14	Union Bank of India	2306	1589.82	1349	930.12	2098	1446.74
15	United Bank of India	11234	7200.23	8760	5693.66	10719	6857.52
16	Vijaya Bank	78	54.14	78	54.14	10	9.17
	<b>Total</b>	<b>55816</b>	<b>34046.58</b>	<b>39949</b>	<b>24854.33</b>	<b>39366</b>	<b>26227.37</b>
<b>Arunachal Pradesh</b>							
1	Bank of India	0	0.00	0	0.00	0	0.00
2	Bank of Maharashtra	1	4.35	1	4.35	1	4.35
3	Central Bank of India	16	15.66	16	15.66	16	15.66

**STATEMENT - V - A (i) (contd.)**

(Amount ₹ lakh)

Sr. No.	Name of the Bank	Total Loans Outstanding against SHGs		Out of Total - under SGSY		Out of Total - Exclusive Women SHGs	
		No. of SHGs	Loans O/S	No. of SHGs	Loans O/S	No. of SHGs	Loans O/S
4	Indian Bank	0	0.00	0	0.00	0	0.00
5	State Bank of India	129	144.00	48	57.00	109	124.00
6	UCO Bank	76	28.15	55	24.03	50	15.71
7	Vijaya Bank	0	0.00	0	0.00	0	0.00
	<b>Total</b>	<b>222</b>	<b>192.16</b>	<b>120</b>	<b>101.04</b>	<b>176</b>	<b>159.72</b>
<b>Manipur</b>							
1	Allahabad Bank	47	16.05	0	0.00	41	12.10
2	Bank of Baroda	125	79.95	52	36.38	125	79.95
3	Central Bank of India	49	19.37	49	19.37	37	16.73
4	Indian Overseas Bank	0	0.00	0	0.00	0	0.00
5	Punjab National Bank	670	6.52	15	2.01	22	2.05
6	Punjab & Sind Bank	1	3.57	0	0.00	0	0.00
7	State Bank of India	2565	1516.00	135	107.00	2169	1164.00
8	UCO Bank	156	104.70	156	104.70	38	29.64
9	Vijaya Bank	48	43.20	48	43.20	48	43.20
	<b>Total</b>	<b>3661</b>	<b>1789.36</b>	<b>455</b>	<b>312.66</b>	<b>2480</b>	<b>1347.67</b>
<b>Meghalaya</b>							
1	Bank of Baroda	5	0.25	5	0.25	0	0.00
2	Central Bank of India	2	0.31	2	0.31	2	0.31
3	Indian Bank	12	8.07	6	2.67	12	8.07
4	Indian Overseas Bank	0	0.00	0	0.00	0	0.00
5	Punjab National Bank	90	3.99	46	2.20	18	1.97
6	State Bank of India	1328	604.00	77	95.00	1123	462.00
7	UCO Bank	90	22.80	90	22.80	39	9.62
8	Union Bank of India	12	5.90	8	3.73	10	4.92
	<b>Total</b>	<b>1539</b>	<b>645.32</b>	<b>234</b>	<b>126.96</b>	<b>1204</b>	<b>486.89</b>
<b>Mizoram</b>							
1	Bank of Baroda	1	1.13	0	0.00	1	1.13
2	Central Bank of India	1	0.26	1	0.26	1	0.26
3	IDBI Bank	0	0.00	0	0.00	0	0.00
4	State Bank of India	131	307.00	3	4.00	116	284.00
5	UCO Bank	22	4.80	22	4.80	6	1.35
6	Vijaya Bank	0	0.00	0	0.00	0	0.00
	<b>Total</b>	<b>155</b>	<b>313.19</b>	<b>26</b>	<b>9.06</b>	<b>124</b>	<b>286.74</b>
<b>Nagaland</b>							
1	Allahabad Bank	55	33.66	53	31.37	15	14.94
2	Bank of Baroda	99	92.90	65	34.88	33	42.23
3	Bank of India	0	0.00	0	0.00	0	0.00
4	Central Bank of India	38	31.05	37	29.06	37	27.26
5	IDBI Bank	0	0.00	0	0.00	0	0.00
6	Indian Bank	3	1.08	0	0.00	3	1.07
7	Punjab & Sind Bank	0	0.00	0	0.00	0	0.00
8	State Bank of India	1650	1023.00	775	400.00	1407	962.00
9	Syndicate Bank	4	1.32	4	1.32	4	1.32
10	UCO Bank	69	24.66	34	16.05	29	12.71
11	Vijaya Bank	15	21.16	15	21.16	7	6.73
	<b>Total</b>	<b>1933</b>	<b>1228.83</b>	<b>983</b>	<b>533.84</b>	<b>1535</b>	<b>1068.26</b>

**STATEMENT - V - A (i) (contd.)**

(Amount ₹ lakh)

Sr. No.	Name of the Bank	Total Loans Outstanding against SHGs		Out of Total - under SGSY		Out of Total - Exclusive Women SHGs	
		No. of SHGs	Loans O/S	No. of SHGs	Loans O/S	No. of SHGs	Loans O/S
<b>Sikkim</b>							
1	Bank of India	2172	789.07	1325	518.83	1660	611.25
2	Central Bank of India	194	135.64	194	135.64	194	135.64
3	Indian Bank	0	0.00	0	0.00	0	0.00
4	Indian Overseas Bank	0	0.00	0	0.00	0	0.00
5	State Bank of India	132	158.00	49	60.00	68	98.00
	<b>Total</b>	<b>2498</b>	<b>1082.71</b>	<b>1568</b>	<b>714.47</b>	<b>1922</b>	<b>844.89</b>
<b>Tripura</b>							
1	Bank of Baroda	9	5.17	3	1.98	9	5.17
2	Central Bank of India	89	73.49	83	63.09	43	28.10
3	Indian Bank	0	0.00	0	0.00	0	0.00
4	Indian Overseas Bank	0	0.00	0	0.00	0	0.00
5	State Bank of India	1667	2396.00	194	345.00	1546	2014.00
6	UCO Bank	372	310.99	372	310.99	123	98.01
7	Union Bank of India	5	3.10	0	0.00	5	3.10
8	United Bank of India	4703	2624.96	4703	2624.96	4510	2531.77
	<b>Total</b>	<b>6845</b>	<b>5413.71</b>	<b>5355</b>	<b>3346.02</b>	<b>6236</b>	<b>4680.15</b>
	<b>Total - North Eastern Region</b>	<b>72669</b>	<b>44711.86</b>	<b>48690</b>	<b>29998.38</b>	<b>53043</b>	<b>35101.69</b>
<b>EASTERN REGION</b>							
<b>A &amp; N Islands (UT)</b>							
1	Allahabad Bank	4	2.50	0	0.00	4	2.50
2	Indian Bank	0	0.00	0	0.00	0	0.00
3	Indian Overseas Bank	0	0.00	0	0.00	0	0.00
4	State Bank of India	170	101.00	22	6.00	0	0.00
5	Syndicate Bank	2	1.25	2	1.25	2	1.25
	<b>Total</b>	<b>176</b>	<b>104.75</b>	<b>24</b>	<b>7.25</b>	<b>6</b>	<b>3.75</b>
<b>Bihar</b>							
1	Allahabad Bank	6189	7033.57	5651	6365.72	5008	5671.31
2	Bank of Baroda	2776	2342.84	1741	1304.22	2014	2154.22
3	Bank of India	6336	2222.69	1431	634.10	4699	2023.25
4	Canara Bank	5099	2753.89	3412	2396.87	4188	2043.55
5	Central Bank of India	8808	9305.02	7852	8743.67	6581	6761.95
6	Dena Bank	23	11.00	NA	NA	NA	NA
7	Indian Bank	2015	862.50	904	219.66	1995	853.88
8	Indian Overseas Bank	21	6.00	3	1.00	19	5.00
9	Oriental Bank of Commerce	64	25.01	47	23.27	3	1.20
10	Punjab National Bank	25497	14816.90	12936	12052.06	16730	10418.76
11	State Bank of India	13931	10011.00	1021	973.00	9726	9129.00
12	Syndicate Bank	284	280.00	275	212.53	199	116.29
13	UCO Bank	7847	4045.58	5601	3658.07	7476	3897.36
14	Union Bank of India	426	2368.80	261	1449.14	362	2013.48
15	United Bank of India	1014	879.50	707	565.00	946	849.07
	<b>Total</b>	<b>80330</b>	<b>56964.30</b>	<b>41842</b>	<b>38598.31</b>	<b>59946</b>	<b>45938.32</b>

**STATEMENT - V - A (i) (contd.)**

(Amount ₹ lakh)

Sr. No.	Name of the Bank	Total Loans Outstanding against SHGs		Out of Total - under SGSY		Out of Total - Exclusive Women SHGs	
		No. of SHGs	Loans O/S	No. of SHGs	Loans O/S	No. of SHGs	Loans O/S
<b>Jharkhand</b>							
1	Allahabad Bank	8953	4149.89	7562	3350.27	8077	3473.26
2	Andhra Bank	11	5.61	0	0.00	11	5.61
3	Bank of Baroda	1181	889.00	489	390.00	832	467.00
4	Bank of India	14294	7490.02	14023	7403.06	11766	5979.06
5	Canara Bank	280	338.07	280	338.07	280	338.07
6	Central Bank of India	532	578.86	532	578.86	494	454.23
7	Dena Bank	468	16.03	NA	NA	NA	NA
8	IDBI Bank	0	0.00	0	0.00	0	0.00
9	Indian Bank	471	577.80	95	26.85	466	572.02
10	Indian Overseas Bank	0	0.00	0	0.00	0	0.00
11	Oriental Bank of Commerce	48	8.74	46	6.04	41	6.34
12	Punjab National Bank	2942	3012.24	2285	1666.10	2614	2175.23
13	Punjab & Sind Bank	12	10.68	1	1.67	12	10.68
14	State Bank of India	9914	8719.00	1475	1583.00	8719	8719.00
15	Syndicate Bank	142	84.93	133	82.92	120	65.92
16	UCO Bank	405	912.00	405	912.00	99	119.00
17	Union Bank of India	450	230.82	223	114.13	392	200.81
18	United Bank of India	809	697.47	656	558.36	778	669.57
19	Vijaya Bank	12	1.31	12	1.31	10	0.94
	<b>Total</b>	<b>40924</b>	<b>27722.47</b>	<b>28217</b>	<b>17012.64</b>	<b>34711</b>	<b>23256.75</b>
<b>Odisha</b>							
1	Allahabad Bank	3149	2624.39	1967	1218.43	971	1964.12
2	Andhra Bank	2584	3150.91	947	1174.28	2584	3150.91
3	Bank of Baroda	1750	2164.39	656	1075.00	1278	1742.19
4	Bank of India	2604	2086.03	733	899.21	2282	1723.60
5	Canara Bank	1291	932.94	526	469.92	701	626.26
6	Central Bank of India	950	852.84	496	502.64	940	843.57
7	Corporation Bank	19	12.27	0	0.00	19	12.27
8	Dena Bank	1915	392.00	NA	NA	NA	NA
9	IDBI Bank	0	0.00	0	0.00	0	0.00
10	Indian Bank	2151	2535.46	661	189.74	2129	2510.11
11	Indian Overseas Bank	10231	6733.00	1739	1279.00	9208	6060.00
12	Oriental Bank of Commerce	73	82.39	67	70.80	60	60.18
13	Punjab National Bank	9951	3771.00	6129	1785.21	9609	3051.60
14	Punjab & Sind Bank	1	0.72	1	0.72	1	0.72
15	State Bank of India	85382	64951.00	11067	19183.00	81139	62010.00
16	Syndicate Bank	815	946.78	815	946.78	815	946.78
17	UCO Bank	17695	11205.64	4704	4816.00	17668	11185.62
18	Union Bank of India	1237	988.80	136	108.96	1126	899.81
19	United Bank of India	3502	2492.12	3464	2395.63	3464	2395.63
20	Vijaya Bank	108	101.71	108	101.71	108	101.71
	<b>Total</b>	<b>145408</b>	<b>106024.39</b>	<b>34216</b>	<b>36217.03</b>	<b>134102</b>	<b>99285.08</b>
<b>West Bengal</b>							
1	Allahabad Bank	21172	10006.09	19315	9168.04	16520	7678.41
2	Andhra Bank	2	0.67	0	0.00	2	0.67
3	Bank of Baroda	3324	2669.00	836	290.55	2989	1029.50



**STATEMENT - V - A (i) (contd.)**

(Amount ₹ lakh)

Sr. No.	Name of the Bank	Total Loans Outstanding against SHGs		Out of Total - under SGSY		Out of Total - Exclusive Women SHGs	
		No. of SHGs	Loans O/S	No. of SHGs	Loans O/S	No. of SHGs	Loans O/S
4	Bank of India	20905	6946.69	4725	1661.76	4524	966.05
5	Bank of Maharashtra	2	28.58	2	28.58	1	8.98
6	Canara Bank	1340	494.67	938	347.66	1335	423.00
7	Central Bank of India	16805	5193.03	15781	4936.44	16782	5170.35
8	Corporation Bank	7	1.92	0	0.00	7	1.92
9	Dena Bank	2097	1004.00	NA	NA	NA	NA
10	IDBI Bank	0	0.00	0	0.00	0	0.00
11	Indian Bank	2117	2291.29	2074	1696.55	2096	2268.38
12	Indian Overseas Bank	1487	572.00	253	109.00	1338	515.00
13	Oriental Bank of Commerce	467	26.66	467	26.66	433	17.33
14	Punjab National Bank	20954	7722.44	9138	4013.57	19251	7611.96
15	Punjab & Sind Bank	4	0.25	1	0.24	1	0.24
16	State Bank of India	27650	20671.00	1943	2055.00	19699	16943.00
17	Syndicate Bank	1332	506.58	1332	506.58	1213	43.88
18	UCO Bank	16186	4283.10	14725	3721.94	14891	97.32
19	Union Bank of India	3084	1795.18	1028	598.55	2499	1454.71
20	United Bank of India	63107	26147.55	49298	24501.86	60512	25233.70
21	Vijaya Bank	64	15.40	64	15.40	64	15.40
	<b>Total</b>	<b>202106</b>	<b>90376.10</b>	<b>121920</b>	<b>53678.38</b>	<b>164157</b>	<b>69479.80</b>
	<b>Total Eastern Region</b>	<b>468944</b>	<b>281192.01</b>	<b>226219</b>	<b>145513.61</b>	<b>392922</b>	<b>237963.68</b>
<b>CENTRAL REGION</b>							
<b>Chattisgarh</b>							
1	Allahabad Bank	474	400.54	461	400.15	456	400.10
2	Bank of Baroda	332	405.30	274	301.82	228	245.98
3	Bank of India	95	126.15	80	105.45	40	49.01
4	Bank of Maharashtra	176	120.30	176	120.30	96	79.23
5	Canara Bank	204	64.01	195	60.32	0	0.00
6	Central Bank of India	1683	1862.50	1683	1862.50	737	775.91
7	Corporation Bank	10	0.10	7	0.08	8	0.07
8	Dena Bank	1723	1011.00	NA	NA	NA	NA
9	IDBI Bank	0	0.00	0	0.00	0	0.00
10	Indian Bank	125	79.53	81	37.00	124	78.73
11	Indian Overseas Bank	0	0.00	0	0.00	0	0.00
12	Oriental Bank of Commerce	19	31.27	19	31.27	1	0.90
13	Punjab National Bank	4462	1999.98	4156	987.14	3746	1692.74
14	Punjab & Sind Bank	0	0.00	0	0.00	0	0.00
15	State Bank of India	4279	4160.00	1095	1356.00	2391	2485.00
16	Syndicate Bank	21	38.53	20	37.70	14	23.72
17	UCO Bank	204	205.34	165	164.68	78	74.82
18	Union Bank of India	536	835.01	360	561.09	447	695.84
	<b>Total</b>	<b>14343</b>	<b>11339.56</b>	<b>8772</b>	<b>6025.50</b>	<b>8366</b>	<b>6602.05</b>
<b>Madhya Pradesh</b>							
1	Allahabad Bank	1436	1681.11	1396	1636.11	974	889.86
2	Andhra Bank	2	2.62	0	0.00	2	2.62
3	Bank of Baroda	487	1228.64	487	1228.64	218	330.37
4	Bank of India	6415	4282.50	5524	2682.38	3446	2084.99
5	Bank of Maharashtra	1786	992.27	1786	992.27	1198	500.15
6	Canara Bank	319	204.34	91	64.44	74	80.19
7	Central Bank of India	3914	6502.39	2510	4402.22	1243	1797.35

**STATEMENT - V - A (i) (contd.)**

(Amount ₹ lakh)

Sr. No.	Name of the Bank	Total Loans Outstanding against SHGs		Out of Total -under SGSY		Out of Total Exclusive Women SHGs	
		No. of SHGs	Loans O/S	No. of SHGs	Loans O/S	No. of SHGs	Loans O/S
8	Corporation Bank	5	0.06	5	0.06	5	0.06
9	Dena Bank	60	65.00	NA	NA	NA	NA
10	IDBI Bank	0	0.00	0	0.00	0	0.00
11	Indian Bank	451	983.36	62	20.64	446	973.53
12	Indian Overseas Bank	0	0.00	0	0.00	0	0.00
13	Oriental Bank of Commerce	105	123.71	95	99.98	57	43.30
14	Punjab National Bank	2899	2231.10	2435	2176.85	1302	901.70
15	Punjab & Sind Bank	65	68.61	29	33.62	53	59.54
16	State Bank of Hyderabad	2	91.00	NA	NA	2	91.00
17	State Bank of India	7488	7609.00	1073	1479.00	4299	5608.00
18	Syndicate Bank	259	223.42	166	133.69	259	223.42
19	UCO Bank	1041	1117.83	620	893.51	146	203.74
20	Union Bank of India	1620	1212.65	385	288.41	1458	1091.39
21	Vijaya Bank	4	2.53	0	0.00	4	2.53
	<b>Total</b>	<b>28358</b>	<b>28622.14</b>	<b>16664</b>	<b>16131.82</b>	<b>15186</b>	<b>14883.74</b>
<b>Uttar Pradesh</b>							
1	Allahabad Bank	15675	22628.66	13509	17208.52	4801	5424.58
2	Bank of Baroda	23182	22842.43	5947	4815.39	7932	7001.57
3	Bank of India	11645	44440.11	9800	29822.02	4934	7948.05
4	Bank of Maharashtra	11	9.05	11	9.05	11	9.05
5	Canara Bank	1680	695.51	1347	551.96	639	247.85
6	Central Bank of India	5337	6125.68	2623	4147.31	2152	1976.69
7	Dena Bank	348	255.13	NA	NA	NA	NA
8	IDBI Bank	0	0.00	0	0.00	0	0.00
9	Indian Bank	209	213.31	70	27.97	207	211.18
10	Indian Overseas Bank	352	291.00	60	52.00	317	262.00
11	Oriental Bank of Commerce	1309	513.55	847	381.44	500	148.66
12	Punjab National Bank	24776	15855.79	12339	9759.24	6296	5855.75
13	Punjab & Sind Bank	882	631.31	444	294.88	502	339.13
14	State Bank of India	8713	8271.00	529	761.00	5749	5113.00
15	Syndicate Bank	1407	1677.91	952	1141.00	362	337.32
16	UCO Bank	2028	2093.84	1516	1855.78	796	422.59
17	Union Bank of India	7978	9153.90	669	767.96	7340	8421.59
18	United Bank of India	191	137.53	138	99.37	183	131.29
19	Vijaya Bank	5	8.46	5	8.46	1	2.23
	<b>Total</b>	<b>105728</b>	<b>135844.17</b>	<b>50806</b>	<b>71703.35</b>	<b>42722</b>	<b>43852.53</b>
<b>Uttarakhand</b>							
1	Allahabad Bank	90	109.83	90	109.83	31	37.89
2	Andhra Bank	5	4.32	0	0.00	5	4.32
3	Bank of Baroda	3624	2570.00	915	1624.00	1044	670.00
4	Canara Bank	80	172.45	80	172.45	0	0.00
5	Central Bank of India	127	157.59	44	96.82	73	57.66
6	Indian Bank	6	5.19	1	0.53	6	5.19
7	Indian Overseas Bank	0	0.00	0	0.00	0	0.00
8	Oriental Bank of Commerce	2498	482.38	406	224.39	2447	466.18
9	Punjab National Bank	3738	1790.73	3669	1488.56	842	446.37

**STATEMENT - V - A (i) (contd.)**

(Amount ₹ lakh)

Sr. No.	Name of the Bank	Total Loans Outstanding against SHGs		Out of Total - under SGSY		Out of Total - Exclusive Women SHGs	
		No. of SHGs	Loans O/S	No. of SHGs	Loans O/S	No. of SHGs	Loans O/S
10	Punjab & Sind Bank	61	29.88	42	12.63	48	19.39
11	State Bank of India	2982	2020.00	448	444.00	2250	1620.00
12	UCO Bank	62	66.00	62	66.00	8	6.50
13	Union Bank of India	228	274.46	122	146.38	207	249.76
14	Vijaya Bank	0	0.00	0	0.00	0	0.00
	<b>Total</b>	<b>13501</b>	<b>7682.83</b>	<b>5879</b>	<b>4385.59</b>	<b>6961</b>	<b>3583.26</b>
	<b>Total - Central Region</b>	<b>161930</b>	<b>183488.70</b>	<b>82121</b>	<b>98246.26</b>	<b>73235</b>	<b>68921.58</b>
<b>WESTERN REGION</b>							
<b>Goa</b>							
1	Bank of India	237	268.52	48	1.08	226	254.63
2	Bank of Maharashtra	9	8.60	9	8.60	9	8.60
3	Canara Bank	147	114.97	3	15.44	135	107.50
4	Central Bank of India	67	66.91	28	42.23	26	19.32
5	Corporation Bank	82	82.13	43	32.59	64	68.34
6	Dena Bank	42	29.50	NA	NA	NA	NA
7	IDBI Bank	0	0.00	0	0.00	0	0.00
8	Indian Bank	2	0.79	1	0.09	2	0.79
9	Indian Overseas Bank	56	52.00	11	10.00	52	48.00
10	State Bank of India	244	252.00	19	19.00	200	206.00
11	Syndicate Bank	13	8.74	4	1.43	4	1.43
12	Union Bank of India	431	176.86	16	6.51	323	132.65
	<b>Total</b>	<b>1330</b>	<b>1061.02</b>	<b>182</b>	<b>136.97</b>	<b>1041</b>	<b>847.26</b>
<b>Gujarat</b>							
1	Allahabad Bank	50	10.21	50	10.21	49	9.83
2	Bank of Baroda	26174	5810.29	11562	2239.33	22345	5100.06
3	Bank of India	5860	884.93	3522	619.86	5712	491.29
4	Bank of Maharashtra	143	40.65	143	40.65	135	40.18
5	Canara Bank	204	64.01	0	0.00	0	0.00
6	Central Bank of India	2270	760.70	1107	229.83	527	184.37
7	Corporation Bank	3	7.26	0	0.00	2	5.02
8	Dena Bank	11933	2427.26	NA	NA	NA	NA
9	IDBI Bank	0	0.00	0	0.00	0	0.00
10	Indian Bank	761	415.83	152	27.25	753	411.67
11	Indian Overseas Bank	531	120.00	106	25.00	478	108.00
12	Oriental Bank of Commerce	16	1.60	16	1.60	15	1.58
13	Punjab National Bank	560	140.17	189	47.00	431	67.39
14	State Bank of India	5866	2011.00	177	182.00	4836	1555.00
15	Syndicate Bank	132	39.67	31	22.26	59	31.02
16	UCO Bank	166	57.70	39	32.12	112	26.43
17	Union Bank of India	1375	395.78	248	71.29	1210	348.29
18	Vijaya Bank	21	10.75	8	6.81	17	6.72
	<b>Total</b>	<b>56065</b>	<b>13197.81</b>	<b>17350</b>	<b>3555.21</b>	<b>36681</b>	<b>8386.85</b>
<b>Maharashtra</b>							
1	Allahabad Bank	440	435.60	440	435.60	440	435.60
2	Andhra Bank	47	31.92	11	11.25	47	31.92
3	Bank of Baroda	5527	3788.74	1195	1088.49	3309	2319.97
4	Bank of India	20931	9445.52	8556	4901.70	17494	7156.81

**STATEMENT - V - A (i) (contd.)**

(Amount ₹ lakh)

Sr. No.	Name of the Bank	Total Loans Outstanding against SHGs		Out of Total - under SGSY		Out of Total - Exclusive Women SHGs	
		No. of SHGs	Loans O/S	No. of SHGs	Loans O/S	No. of SHGs	Loans O/S
5	Bank of Maharashtra	25079	18377.86	25079	18377.86	22846	16448.10
6	Canara Bank	624	515.42	383	310.60	596	484.87
7	Central Bank of India	17433	14742.74	13936	10304.08	11799	8410.21
8	Corporation Bank	97	110.25	36	48.65	97	110.25
9	Dena Bank	3396	1877.30	NA	NA	NA	NA
10	IDBI Bank	785	6442.14	723	6394.48	676	6345.93
11	Indian Bank	1299	1757.40	134	37.82	1286	1739.83
12	Indian Overseas Bank	1021	388.00	207	81.00	939	357.00
13	Oriental Bank of Commerce	7	5.80	6	5.30	6	1.91
14	Punjab National Bank	1824	665.05	688	500.53	1702	599.29
15	Punjab & Sind Bank	11	6.38	6	5.65	11	6.38
16	State Bank of Hyderabad	2922	2488.00	176	40.00	2922	2488.00
17	State Bank of India	27245	17593.00	1764	1687.00	22600	14572.00
18	State Bank of Mysore	15	6.50	0	0.00	15	6.50
19	Syndicate Bank	863	854.49	738	692.27	703	583.82
20	UCO Bank	1066	666.14	900	555.43	756	601.20
21	Union Bank of India	1804	987.00	398	218.01	1606	878.43
22	Vijaya Bank	143	170.09	142	168.90	129	135.74
	<b>Total</b>	<b>112579</b>	<b>81355.34</b>	<b>55518</b>	<b>45864.62</b>	<b>89979</b>	<b>63713.76</b>
	<b>Total - Western Region</b>	<b>169974</b>	<b>95614.18</b>	<b>73050</b>	<b>49556.80</b>	<b>127701</b>	<b>72947.86</b>
<b>SOUTHERN REGION</b>							
<b>Andhra Pradesh</b>							
1	Allahabad Bank	6132	3336.87	105	0.45	6132	3336.87
2	Andhra Bank	227020	287121.00	3130	1582.00	227020	287121.00
3	Bank of Baroda	9807	10812.48	0	0.00	9174	10624.19
4	Bank of India	29153	16172.11	0	0.00	27849	14765.57
5	Bank of Maharashtra	1293	990.30	1293	990.30	1228	183.82
6	Canara Bank	32789	39132.59	1859	2895.27	32055	38720.67
7	Central Bank of India	15898	9072.24	284	150.38	15898	9072.24
8	Corporation Bank	13424	18208.11	477	79.12	13424	18208.11
9	Dena Bank	523	682.56	0	0.00	0	0.00
10	IDBI Bank	0	0.00	0	0.00	0	0.00
11	Indian Bank	52866	80690.91	348	67.46	52337	79884.00
12	Indian Overseas Bank	68365	49706.00	14357	10786.00	62896	45730.00
13	Oriental Bank of Commerce	155	172.67	0	0.00	101	98.39
14	Punjab National Bank	8340	4350.35	99	67.28	8340	4350.35
15	State Bank of Hyderabad	139372	159056.00	4537	100.00	139372	159056.00
16	State Bank of India	258026	301482.00	251	208.00	248026	291482.00
17	State Bank of Mysore	502	531.34	0	0.00	502	531.34
18	State Bank of Travancore	38	581.23	0	0.00	35	579.45
19	Syndicate Bank	73938	85903.72	870	521.22	73938	85903.72
20	UCO Bank	3762	4587.47	285	113.65	3619	4525.67
21	Union Bank of India	31448	35063.86	2369	2640.90	28932	32258.75
22	Vijaya Bank	9250	8901.79	420	2766.68	9250	8901.79
	<b>Total</b>	<b>982101</b>	<b>1116555.60</b>	<b>30684</b>	<b>22968.71</b>	<b>960128</b>	<b>1095333.93</b>

**STATEMENT - V - A (i) (contd.)**

(Amount ₹ lakh)

Sr. No.	Name of the Bank	Total Loans Outstanding against SHGs		Out of Total - under SGSY		Out of Total - Exclusive Women SHGs	
		No. of SHGs	Loans O/S	No. of SHGs	Loans O/S	No. of SHGs	Loans O/S
<b>Karnataka</b>							
1	Allahabad Bank	112	240.00	102	96.00	66	140.48
2	Andhra Bank	66	63.54	7	8.16	66	63.54
3	Bank of Baroda	368	463.84	23	50.00	368	463.84
4	Bank of India	1199	2390.28	366	720.40	938	1500.08
5	Bank of Maharashtra	114	132.87	114	132.87	102	116.50
6	Canara Bank	16017	21489.37	2197	2007.24	15850	21474.17
7	Central Bank of India	565	603.10	131	296.73	126	289.57
8	Corporation Bank	4048	6811.02	420	689.28	3883	5299.99
9	Dena Bank	321	553.43	0	0.00	0	0.00
10	IDBI Bank	0	0.00	0	0.00	0	0.00
11	Indian Bank	1433	3018.70	70	44.12	1419	2988.51
12	Indian Overseas Bank	5163	3125.00	1110	678.00	4750	2875.00
13	Oriental Bank of Commerce	36	100.78	1	2.96	36	100.78
14	Punjab National Bank	720	303.00	298	102.56	270	195.00
15	Punjab & Sind Bank	3	2.98	3	2.98	3	2.98
16	State Bank of Hyderabad	836	599.00	28	18.00	836	599.00
17	State Bank of India	23065	13653.00	147	221.00	20308	12534.00
18	State Bank of Mysore	19971	66576.60	599	1997.30	17974	59918.93
19	State Bank of Travancore	4	1288.74	0	0.00	2	1280.48
20	Syndicate Bank	10670	14627.60	2161	2243.98	8798	9178.49
21	UCO Bank	354	366.36	46	34.99	354	366.36
22	Union Bank of India	13452	9129.03	367	248.98	11300	7668.39
23	Vijaya Bank	8800	9197.49	1726	1380.02	8523	8972.03
	<b>Total</b>	<b>107317</b>	<b>154735.73</b>	<b>9916</b>	<b>10975.57</b>	<b>95972</b>	<b>136028.12</b>
<b>Kerala</b>							
1	Allahabad Bank	15	15.00	0	0.00	15	15.00
2	Andhra Bank	52	33.95	10	11.72	52	33.95
3	Bank of Baroda	885	880.46	0	0.00	565	504.57
4	Bank of India	2447	7040.80	1168	4529.40	2447	7040.80
5	Bank of Maharashtra	13	8.80	13	8.80	12	6.79
6	Canara Bank	26603	13083.06	2203	1059.20	21288	7756.33
7	Central Bank of India	11902	25424.84	3701	10142.54	7073	13606.17
8	Corporation Bank	2069	2002.94	653	346.94	1512	1583.67
9	Dena Bank	109	45.00	0	0.00	0	0.00
10	IDBI Bank	2719	2139.00	0	0.00	2719	2139.00
11	Indian Bank	6293	10242.43	928	335.51	6230	10140.01
12	Indian Overseas Bank	5972	8197.00	1248	1721.00	5467	7541.00
13	Oriental Bank of Commerce	21	24.79	0	0.00	21	24.79
14	Punjab National Bank	6633	8410.58	5632	5718.77	4902	5384.63
15	Punjab & Sind Bank	0	0.00	0	0.00	0	0.00
16	State Bank of India	6251	7550.00	215	372.00	5270	6606.00
17	State Bank of Mysore	19	19.26	0	0.00	19	19.26
18	State Bank of Travancore	17624	16537.30	4699	4400.13	16387	15379.68
19	Syndicate Bank	3682	3337.50	357	402.00	2690	2639.08
20	UCO Bank	416	339.00	72	36.00	416	339.00
21	Union Bank of India	10594	10889.47	645	663.28	8595	8834.31
22	Vijaya Bank	803	1377.58	98	80.65	489	947.97
	<b>Total</b>	<b>105122</b>	<b>117598.76</b>	<b>21642</b>	<b>29827.94</b>	<b>86169</b>	<b>90542.01</b>

**STATEMENT - V - A (i) (contd.)**

(Amount ₹ lakh)

Sr. No.	Name of the Bank	Total Loans Outstanding against SHGs		Out of Total - under SGSY		Out of Total - Exclusive Women SHGs	
		No. of SHGs	Loans O/S	No. of SHGs	Loans O/S	No. of SHGs	Loans O/S
<b>Lakshadweep</b>							
1	Syndicate Bank	35	12.10	3	0.18	35	12.10
	<b>Total</b>	<b>35</b>	<b>12.10</b>	<b>3</b>	<b>0.18</b>	<b>35</b>	<b>12.10</b>
<b>Puducherry</b>							
1	Andhra Bank	97	124.67	7	8.20	97	124.67
2	Bank of India	214	76.09	29	9.57	214	76.09
3	Indian Bank	3286	4792.43	186	44.27	3253	4744.51
4	Indian Overseas Bank	6107	5967.00	1282	1295.00	5618	5490.00
5	State Bank of India	936	935.00	11	27.00	936	935.00
6	Syndicate Bank	18	26.49	16	25.78	16	25.78
7	Vijaya Bank	206	199.72	32	59.30	202	143.66
	<b>Total</b>	<b>10864</b>	<b>12121.40</b>	<b>1563</b>	<b>1469.12</b>	<b>10336</b>	<b>11539.71</b>
<b>Tamil Nadu</b>							
1	Allahabad Bank	283	97.36	283	97.36	283	97.36
2	Andhra Bank	782	602.79	110	138.65	782	602.79
3	Bank of Baroda	13982	8236.69	1487	742.30	12708	7930.34
4	Bank of India	6001	5784.46	2738	1756.21	5876	5646.02
5	Bank of Maharashtra	178	82.79	178	82.79	165	76.81
6	Canara Bank	44876	34551.54	19776	10859.38	39996	26640.08
7	Central Bank of India	9739	20802.15	3027	8298.35	5788	11132.86
8	Corporation Bank	2492	1481.15	1183	141.15	2492	1481.15
9	Dena Bank	303	292.00	NA	NA	NA	NA
10	IDBI Bank	34	127.56	0	0.00	32	122.62
11	Indian Bank	90029	119122.83	26491	6822.91	89129	117931.60
12	Indian Overseas Bank	72151	65148.00	15296	14173.00	66379	59936.00
13	Oriental Bank of Commerce	162	119.01	10	9.38	100	54.53
14	Punjab National Bank	8506	2845.93	8506	2845.93	8236	2581.62
15	State Bank of India	80745	73812.00	1698	1507.00	78843	72036.00
16	State Bank of Mysore	534	838.77	27	41.94	534	838.77
17	State Bank of Travancore	3661	2952.34	1005	539.08	3404	2745.67
18	Syndicate Bank	7672	13109.88	1920	1366.59	7550	12340.45
19	UCO Bank	3664	2788.52	3304	2230.80	3627	2509.67
20	Union Bank of India	4754	2284.51	2377	1142.28	4136	1987.52
21	United Bank of India	159	101.83	0	0.00	150	97.12
22	Vijaya Bank	4600	8305.77	2828	6167.24	3958	8231.79
	<b>Total</b>	<b>355307</b>	<b>363487.88</b>	<b>92244</b>	<b>58962.34</b>	<b>334168</b>	<b>335020.77</b>
	<b>Total - Southern Region</b>	<b>1560746</b>	<b>1764511.47</b>	<b>156052</b>	<b>124203.86</b>	<b>1486808</b>	<b>1668476.64</b>
	<b>Grand Total - Public Sec. Com. Banks</b>	<b>2554897</b>	<b>2440657.35</b>	<b>626434</b>	<b>477049.30</b>	<b>2227394</b>	<b>2133317.23</b>
<b>Public Sector Commercial Banks - all India Position</b>							
1	Allahabad Bank	68644	56977.28	55162	44109.02	47292	33221.97
2	Andhra Bank	230668	291142.00	4222	2934.26	230668	291142.00
3	Bank of Baroda	104358	73130.69	28795	17720.63	71293	45852.26
4	Bank of India	131370	110976.50	54865	56771.19	94698	58673.16
5	Bank of Maharashtra	28813	20803.52	28813	20803.52	25811	17485.39
6	Canara Bank	132537	115485.77	34039	22202.18	117721	99474.47
7	Central Bank of India	102831	108077.68	59338	60317.77	75050	64663.99

**STATEMENT - V - A (i) (contd.)**

(Amount ₹ lakh)

Sr. No.	Name of the Bank	Total Loans Outstanding against SHGs		Out of Total - under SGSY		Out of Total - Exclusive Women SHGs	
		No. of SHGs	Loans O/S	No. of SHGs	Loans O/S	No. of SHGs	Loans O/S
8	Corporation Bank	22260	28718.21	2824	1337.87	21513	26770.85
9	Dena Bank	23341	9711.20	0	0.00	0	0.00
10	IDBI Bank	3538	8708.70	723	6394.48	3427	8607.55
11	Indian Bank	164616	229146.11	32546	9669.51	162970	226854.90
12	Indian Overseas Bank	171951	140673.00	35755	30277.00	157906	129259.00
13	Oriental Bank of Commerce	7667	3225.52	2995	1670.30	5924	1858.87
14	Punjab National Bank	180726	86545.97	94321	55569.42	125318	58910.51
15	Punjab & Sind Bank	2212	1840.90	1070	794.62	1558	1258.14
16	State Bank of Bikaner & Jaipur	41349	26589.00	11827	8767.00	34442	17394.00
17	State Bank of Hyderabad	143132	162234.00	4741	158.00	143132	162234.00
18	State Bank of India	589284	565805.00	28766	37547.00	538466	531304.00
19	State Bank of Mysore	21041	67972.47	626	2039.24	19044	61314.80
20	State Bank of Patiala	2469	2049.90	1295	904.70	1175	835.85
21	State Bank of Travancore	21327	21359.61	5704	4939.21	19828	19985.28
22	Syndicate Bank	101700	122107.18	10049	8570.19	97053	112767.22
23	UCO Bank	68005	40798.72	43605	26163.59	56609	28160.88
24	Union Bank of India	82151	77852.98	11028	10049.80	72383	68967.72
25	United Bank of India	84719	40281.19	67726	36438.84	81262	38765.67
26	Vijaya Bank	24188	28444.25	5599	10899.96	22851	27554.75
	<b>Total all India Public Sec. Com. Banks</b>	<b>2554897</b>	<b>2440657.35</b>	<b>626434</b>	<b>477049.30</b>	<b>2227394</b>	<b>2133317.23</b>

**STATEMENT - V - A (ii)**

**Progress under Microfinance - Bank Loans outstanding against SHGs as on  
31 March 2012 - Private Sector Commercial Banks**

(Amount ₹ lakh)

Sr. No.	Name of the Bank	Total Loans Outstanding against SHGs		Out of Total - under SGSY		Out of Total - Exclusive Women SHGs	
		No. of SHGs	Loans O/S	No. of SHGs	Loans O/S	No. of SHGs	Loans O/S
<b>NORTHERN REGION</b>							
<b>Haryana</b>							
1	HDFC Bank	0	0.00	0	0.00	0	0.00
	<b>Total</b>	<b>0</b>	<b>0.00</b>	<b>0</b>	<b>0.00</b>	<b>0</b>	<b>0.00</b>
<b>Jammu &amp; Kashmir</b>							
1	HDFC Bank	0	0.00	0	0.00	0	0.00
2	Jammu & Kashmir Bank	803	457.77	756	440.50	0	0.00
	<b>Total</b>	<b>803</b>	<b>457.77</b>	<b>756</b>	<b>440.50</b>	<b>0</b>	<b>0.00</b>
<b>New Delhi</b>							
1	HDFC Bank	0	0.00	0	0.00	0	0.00
	<b>Total</b>	<b>0</b>	<b>0.00</b>	<b>0</b>	<b>0.00</b>	<b>0</b>	<b>0.00</b>
<b>Punjab</b>							
1	HDFC Bank	0	0.00	0	0.00	0	0.00
2	Capital Local Area Bank	2	0.26	0	0.00	2	0.26
	<b>Total</b>	<b>2</b>	<b>0.26</b>	<b>0</b>	<b>0.00</b>	<b>2</b>	<b>0.26</b>
<b>Rajasthan</b>							
1	HDFC Bank	35	11.63	0	0.00	35	11.63
2	ICICI Bank	1317	1087.01	254	332.02	1088	891.72
	<b>Total</b>	<b>1352</b>	<b>1098.64</b>	<b>254</b>	<b>332.02</b>	<b>1123</b>	<b>903.35</b>
	<b>Total Northern Region</b>	<b>2157</b>	<b>1556.67</b>	<b>1010</b>	<b>772.52</b>	<b>1125</b>	<b>903.61</b>
<b>NORTH EASTERN REGION</b>							
<b>Assam</b>							
1	AXIS Bank	4	1.69	4	1.69	3	1.64
2	HDFC Bank	0	0.00	0	0.00	0	0.00
	<b>Total</b>	<b>4</b>	<b>1.69</b>	<b>4</b>	<b>1.69</b>	<b>3</b>	<b>1.64</b>
<b>Nagaland</b>							
1	ICICI Bank	0	0.00	0	0.00	0	0.00
	<b>Total</b>	<b>0</b>	<b>0.00</b>	<b>0</b>	<b>0.00</b>	<b>0</b>	<b>0.00</b>
<b>Sikkim</b>							
1	AXIS Bank	1	1.21	1	1.21	1	1.21
	<b>Total</b>	<b>1</b>	<b>1.21</b>	<b>1</b>	<b>1.21</b>	<b>1</b>	<b>1.21</b>
	<b>Total North Eastern Region</b>	<b>5</b>	<b>2.90</b>	<b>5</b>	<b>2.90</b>	<b>4</b>	<b>2.85</b>
<b>EASTERN REGION</b>							
<b>Bihar</b>							
1	HDFC Bank	0	0.00	0	0.00	0	0.00
	<b>Total</b>	<b>0</b>	<b>0.00</b>	<b>0</b>	<b>0.00</b>	<b>0</b>	<b>0.00</b>
<b>Jharkhand</b>							
1	HDFC Bank	0	0.00	0	0.00	0	0.00
	<b>Total</b>	<b>0</b>	<b>0.00</b>	<b>0</b>	<b>0.00</b>	<b>0</b>	<b>0.00</b>
<b>Odisha</b>							
1	AXIS Bank	11	9.18	11	9.18	11	9.18
2	HDFC Bank	0	0.00	0	0.00	0	0.00
3	ICICI Bank	0	0.00	0	0.00	0	0.00
	<b>Total</b>	<b>11</b>	<b>9.18</b>	<b>11</b>	<b>9.18</b>	<b>11</b>	<b>9.18</b>



**STATEMENT - V - A (ii) (contd.)**

(Amount ₹ lakh)

Sr. No.	Name of the Bank	Total Loans Outstanding against SHGs		Out of Total - under SGSY		Out of Total - Exclusive Women SHGs	
		No. of SHGs	Loans O/S	No. of SHGs	Loans O/S	No. of SHGs	Loans O/S
<b>West Bengal</b>							
1	HDFC Bank	0	0.00	0	0.00	0	0.00
2	Karnataka Bank	3	3.32	3	3.32	3	3.32
	<b>Total</b>	<b>3</b>	<b>3.32</b>	<b>3</b>	<b>3.32</b>	<b>3</b>	<b>3.32</b>
	<b>Total Eastern Region</b>	<b>14</b>	<b>12.50</b>	<b>14</b>	<b>12.50</b>	<b>14</b>	<b>12.50</b>
<b>CENTRAL REGION</b>							
<b>Chhattisgarh</b>							
1	AXIS Bank	13	17.16	13	17.16	13	17.16
2	HDFC Bank	0	0.00	0	0.00	0	0.00
	<b>Total</b>	<b>13</b>	<b>17.16</b>	<b>13</b>	<b>17.16</b>	<b>13</b>	<b>17.16</b>
<b>Madhya Pradesh</b>							
1	AXIS Bank	3	4.89	3	4.89	3	4.89
2	HDFC Bank	0	0.00	0	0.00	0	0.00
3	ICICI Bank	151	76.48	3	2.55	11	6.46
	<b>Total</b>	<b>154</b>	<b>81.37</b>	<b>6</b>	<b>7.44</b>	<b>14</b>	<b>11.35</b>
<b>Uttar Pradesh</b>							
1	HDFC Bank	1	0.54	0	0.00	1	0.54
	<b>Total</b>	<b>1</b>	<b>0.54</b>	<b>0</b>	<b>0.00</b>	<b>1</b>	<b>0.54</b>
<b>Uttarakhand</b>							
1	HDFC Bank	0	0.00	0	0.00	0	0.00
2	Nainital Bank	530	349.29	228	213.84	289	175.72
	<b>Total</b>	<b>530</b>	<b>349.29</b>	<b>228</b>	<b>213.84</b>	<b>289</b>	<b>175.72</b>
	<b>Total Central Region</b>	<b>698</b>	<b>448.35</b>	<b>247</b>	<b>238.43</b>	<b>317</b>	<b>204.76</b>
<b>WESTERN REGION</b>							
<b>Goa</b>							
1	HDFC Bank	6	10.17	0	0.00	6	10.17
	<b>Total</b>	<b>6</b>	<b>10.17</b>	<b>0</b>	<b>0.00</b>	<b>6</b>	<b>10.17</b>
<b>Gujarat</b>							
1	City Union Bank	0	0.00	0	0.00	0	0.00
2	HDFC Bank	33	20.19	0	0.00	33	20.19
3	ICICI Bank	66	36.30	0	0.00	59	32.00
	<b>Total</b>	<b>99</b>	<b>56.49</b>	<b>0</b>	<b>0.00</b>	<b>92</b>	<b>52.19</b>
<b>Maharashtra</b>							
1	AXIS Bank	2	2.42	2	2.42	2	2.42
2	HDFC Bank	381	259.88	0	0.00	381	259.88
3	ICICI Bank	1576	929.27	18	24.72	954	521.89
4	Karnataka Bank	0	0.00	0	0.00	0	0.00
5	Ratnakar Bank	128	73.83	20	9.47	86	55.44
6	Tamilnad Mercantile Bank	0	0.00	0	0.00	0	0.00
	<b>Total</b>	<b>2087</b>	<b>1265.40</b>	<b>40</b>	<b>36.61</b>	<b>1423</b>	<b>839.63</b>
	<b>Total Western Region</b>	<b>2192</b>	<b>1332.06</b>	<b>40</b>	<b>36.61</b>	<b>1521</b>	<b>901.99</b>
<b>SOUTHERN REGION</b>							
<b>Andhra Pradesh</b>							
1	AXIS Bank	4	1.50	0	0.00	4	1.50
2	City Union Bank	418	605.71	0	0.00	0	0.00

**STATEMENT - V - A (ii) (contd.)**

(Amount ₹ lakh)

Sr. No.	Name of the Bank	Total Loans Outstanding against SHGs		Out of Total - under SGSY		Out of Total - Exclusive Women SHGs	
		No. of SHGs	Loans O/S	No. of SHGs	Loans O/S	No. of SHGs	Loans O/S
3	HDFC Bank	549	53.22	0	0.00	549	53.22
4	ICICI Bank	69	19.70	0	0.00	69	19.70
5	Karnataka Bank	291	239.09	0	0.00	0	0.00
	<b>Total</b>	<b>1331</b>	<b>919.22</b>	<b>0</b>	<b>0.00</b>	<b>622</b>	<b>74.42</b>
<b>Karnataka</b>							
1	AXIS Bank	1	2.04	1	2.04	1	2.04
2	City Union Bank	7	14.31	2	6.33	0	0.00
3	HDFC Bank	3821	4732.89	0	0.00	3821	4732.89
4	ICICI Bank	111	66.40	0	0.00	111	66.40
5	ING-Vysya Bank	7923	82620.00	7911	5623.84	1748	7994.36
6	KBS Local Area Bank	43	11.64	0	0.00	43	11.64
7	Karnataka Bank	2570	1289.48	721	451.42	2438	1181.78
8	Tamilnad Mercantile Bank	1	2.45	0	0.00	0	0.00
	<b>Total</b>	<b>14477</b>	<b>88739.21</b>	<b>8635</b>	<b>6083.63</b>	<b>8162</b>	<b>13989.11</b>
<b>Kerala</b>							
1	Catholic Syrian Bank	352	219.50	280	188.45	0	0.00
2	City Union Bank	35	65.52	0	0.00	0	0.00
3	Dhanalakshmi Bank	7187	16154.96	2427	3880.68	6774	10892.67
4	Federal Bank	3743	4156.37	1024	991.31	3280	3371.77
5	HDFC Bank	2052	2185.74	0	0.00	2052	2185.74
6	South Indian Bank	1510	995.49	268	333.49	592	442.99
7	Tamilnad Mercantile Bank	47	62.79	19	15.47	47	62.79
	<b>Total</b>	<b>14926</b>	<b>23840.37</b>	<b>4018</b>	<b>5409.40</b>	<b>12745</b>	<b>16955.96</b>
<b>Puducherry</b>							
1	City Union Bank	1	0.58	0	0.00	0	0.00
2	Tamilnad Mercantile Bank	0	0.00	0	0.00	0	0.00
	<b>Total</b>	<b>1</b>	<b>0.58</b>	<b>0</b>	<b>0.00</b>	<b>0</b>	<b>0.00</b>
<b>Tamil Nadu</b>							
1	City Union Bank	2839	1239.73	1824	435.71	0	0.00
2	HDFC Bank	13450	13647.40	0	0.00	13450	13647.40
3	ICICI Bank	7770	6692.00	20	22.21	7618	6435.34
4	Tamilnad Mercantile Bank	2442	1940.51	853	288.43	2302	1390.04
	<b>Total</b>	<b>26501</b>	<b>23519.64</b>	<b>2697</b>	<b>746.35</b>	<b>23370</b>	<b>21472.78</b>
	<b>Total Southern Region</b>	<b>57236</b>	<b>137019.02</b>	<b>15350</b>	<b>12239.38</b>	<b>44899</b>	<b>52492.27</b>
	<b>Total Pvt. Sec. Com. Banks</b>	<b>62302</b>	<b>140371.51</b>	<b>16666</b>	<b>13302.34</b>	<b>47880</b>	<b>54517.98</b>
<b>Private Sector Commercial Banks - all India Position</b>							
1	AXIS Bank	39	40.09	35	38.59	38	40.03
2	Capital Local Area Bank	2	0.26	0	0.00	2	0.26
3	City Union Bank	3300	1925.85	1826	442.04	0	0.00
4	Dhanalakshmi Bank	7187	16154.96	2427	3880.68	6774	10892.67
5	Federal Bank	3743	4156.37	1024	991.31	3280	3371.77
6	HDFC Bank	20328	20921.66	0	0.00	20328	20921.66
7	ICICI Bank	11060	8907.16	295	381.50	9910	7973.51
8	ING-Vysya Bank	7923	82620.00	7911	5623.84	1748	7994.36
9	Jammu & Kashmir Bank	803	457.77	756	440.50	0	0.00

**STATEMENT - V - A (ii) (contd.)**

(Amount ₹ lakh)

Sr. No.	Name of the Bank	Total Loans Outstanding against SHGs		Out of Total - under SGSY		Out of Total - Exclusive Women SHGs	
		No. of SHGs	Loans O/S	No. of SHGs	Loans O/S	No. of SHGs	Loans O/S
10	Karnataka Bank	2864	1531.89	724	454.74	2441	1185.10
11	Catholic Syrian Bank	352	219.50	280	188.45	0	0.00
12	Nainital Bank	530	349.29	228	213.84	289	175.72
13	Ratnakar Bank	128	73.83	20	9.47	86	55.44
14	South Indian Bank	1510	995.49	268	333.49	592	442.99
15	Tamilnad Mercantile Bank	2490	2005.75	872	303.90	2349	1452.83
16	KBS Local Area Bank	43	11.64	0	0.00	43	11.64
	<b>Total Pvt. Sec. Com. Banks - V (ii)</b>	<b>62302</b>	<b>140371.51</b>	<b>16666</b>	<b>13302.34</b>	<b>47880</b>	<b>54517.98</b>
	<b>Total all India Public Sec. Commercial Banks</b>	<b>2554897</b>	<b>2440657.35</b>	<b>626434</b>	<b>477049.30</b>	<b>2227394</b>	<b>2133317.23</b>
	<b>Grand Total - Commercial Banks</b>	<b>2617199</b>	<b>2581028.86</b>	<b>643100</b>	<b>490351.65</b>	<b>2275274</b>	<b>2187835.21</b>

**STATEMENT - V - B**
**Progress under Microfinance - Bank Loans outstanding against SHGs as  
on 31 March 2012 - Regional Rural Banks**

(Amount ₹ lakh)

Sr. No.	Name of the Bank	Total Loans Outstanding against SHGs		Out of Total - under SGSY		Out of Total - Exclusive Women SHGs	
		No. of SHGs	Loans O/S	No. of SHGs	Loans O/S	No. of SHGs	Loans O/S
<b>NORTHERN REGION</b>							
<b>Haryana</b>							
1	Gurgaon Gramin Bank	4323	3673.97	1912	2030.23	3702	3086.13
2	Haryana Gramin Bank	3160	3651.44	1954	2174.84	2349	2594.07
	<b>Total</b>	<b>7483</b>	<b>7325.41</b>	<b>3866</b>	<b>4205.07</b>	<b>6051</b>	<b>5680.20</b>
<b>Himachal Pradesh</b>							
1	Himachal Gramin Bank	2763	1665.28	305	441.69	2453	1580.61
2	Parvatiya Gramin Bank	443	595.25	193	239.51	287	386.91
	<b>Total</b>	<b>3206</b>	<b>2260.53</b>	<b>498</b>	<b>681.20</b>	<b>2740</b>	<b>1967.52</b>
<b>Jammu &amp; Kashmir</b>							
1	Ellaquai Dehati Bank	302	209.68	176	46.57	99	203.18
2	Jammu and Kashmir Gramin Bank	324	283.00	324	283.00	316	128.15
	<b>Total</b>	<b>626</b>	<b>492.68</b>	<b>500</b>	<b>329.57</b>	<b>415</b>	<b>331.33</b>
<b>Punjab</b>							
1	Malwa KGB	397	319.03	140	200.03	344	276.43
2	Punjab Gramin Bank	2030	1194.73	753	399.32	1927	1020.88
3	Sutlej Gramin Bank	155	73.72	155	73.72	139	54.67
	<b>Total</b>	<b>2582</b>	<b>1587.48</b>	<b>1048</b>	<b>673.07</b>	<b>2410</b>	<b>1351.98</b>
<b>Rajasthan</b>							
1	Baroda Rajasthan Gramin Bank	7888	4290.10	3916	3279.66	6028	3307.41
2	Hadoti KGB	2432	1110.02	0	0.00	2014	834.93
3	Jaipur Thar Gramin Bank	2499	1791.32	842	1132.07	2249	1612.19
4	Mewar Aanchalik GB	707	865.08	541	582.05	682	691.05
5	MGB Grameen Bank	5230	2599.03	4420	1194.79	4740	2350.69
6	Rajasthan Gramin Bank	7598	3011.61	906	998.38	7217	2860.59
	<b>Total</b>	<b>26354</b>	<b>13667.16</b>	<b>10625</b>	<b>7186.95</b>	<b>22930</b>	<b>11656.86</b>
	<b>Total Northern Region</b>	<b>40251</b>	<b>25333.26</b>	<b>16537</b>	<b>13075.86</b>	<b>34546</b>	<b>20987.89</b>
<b>NORTH EASTERN REGION</b>							
<b>Assam</b>							
1	Assam Gramin Vikash Bank	49844	21974.88	32574	17903.20	41282	14266.26
2	Langpi Dehangi Rural Bank	2486	2130.22	1551	1828.72	2312	1981.10
	<b>Total</b>	<b>52330</b>	<b>24105.10</b>	<b>34125</b>	<b>19731.92</b>	<b>43594</b>	<b>16247.36</b>
<b>Arunachal Pradesh</b>							
1	Arunachal Pradesh Rural Bank	72	67.24	68	21.74	9	6.24
	<b>Total</b>	<b>72</b>	<b>67.24</b>	<b>68</b>	<b>21.74</b>	<b>9</b>	<b>6.24</b>
<b>Manipur</b>							
1	Manipur Rural Bank	2141	504.77	1415	46.00	2132	504.57
	<b>Total</b>	<b>2141</b>	<b>504.77</b>	<b>1415</b>	<b>46.00</b>	<b>2132</b>	<b>504.57</b>
<b>Meghalaya</b>							
1	Meghalaya Rural Bank	898	499.62	869	485.11	369	205.46
	<b>Total</b>	<b>898</b>	<b>499.62</b>	<b>869</b>	<b>485.11</b>	<b>369</b>	<b>205.46</b>
<b>Mizoram</b>							
1	Mizoram Rural Bank	2202	3651.64	1471	726.35	NA	NA
	<b>Total</b>	<b>2202</b>	<b>3651.64</b>	<b>1471</b>	<b>726.35</b>	<b>0</b>	<b>0.00</b>

**STATEMENT - V - B (contd.)**

(Amount ₹ lakh)

Sr. No.	Name of the Bank	Total Loans Outstanding against SHGs		Out of Total - under SGSY		Out of Total - Exclusive Women SHGs	
		No. of SHGs	Loans O/S	No. of SHGs	Loans O/S	No. of SHGs	Loans O/S
<b>Nagaland</b>							
1	Nagaland Rural Bank	71	162.94	0	0.00	71	162.94
	<b>Total</b>	<b>71</b>	<b>162.94</b>	<b>0</b>	<b>0.00</b>	<b>71</b>	<b>162.94</b>
<b>Tripura</b>							
1	Tripura Gramin Bank	15652	17450.96	5739	6398.62	10956	12275.26
	<b>Total</b>	<b>15652</b>	<b>17450.96</b>	<b>5739</b>	<b>6398.62</b>	<b>10956</b>	<b>12275.26</b>
	<b>Total North Eastern Region</b>	<b>73366</b>	<b>46442.27</b>	<b>43687</b>	<b>27409.74</b>	<b>57131</b>	<b>29401.83</b>
<b>EASTERN REGION</b>							
<b>Bihar</b>							
1	Bihar Khsetriya Gramin Bank	15165	4540.85	3755	1396.35	14592	3987.31
2	Madhya Bihar Gramin Bank	71031	22698.03	64488	20610.36	55990	17891.66
3	Samastipur KGB	4137	1941.03	2155	946.98	1691	1086.01
4	Uttar Bihar Gramin Bank	52370	17927.13	47603	15160.21	46712	13621.41
	<b>Total</b>	<b>142703</b>	<b>47107.04</b>	<b>118001</b>	<b>38113.90</b>	<b>118985</b>	<b>36586.39</b>
<b>Jharkhand</b>							
1	Jharkhand Gramin Bank	9403	3529.22	6384	2057.68	8331	3114.45
2	Vananchal Gramin Bank	13009	4704.26	8030	4146.75	8656	3134.50
	<b>Total</b>	<b>22412</b>	<b>8233.48</b>	<b>14414</b>	<b>6204.43</b>	<b>16987</b>	<b>6248.95</b>
<b>Odisha</b>							
1	Kalinga Gramya Bank	19132	17787.64	4388	6323.64	18477	17049.69
2	Neelachal Gramya Bank	34865	4818.85	NA	3274.15	0	0.00
3	Rushikulya Gramya Bank	1545	4064.09	617	1234.10	610	1180.10
4	Utkal Gramya Bank	83522	18489.75	9180	17057.91	76055	16825.66
	<b>Total</b>	<b>139064</b>	<b>45160.33</b>	<b>14185</b>	<b>27889.80</b>	<b>95142</b>	<b>35055.45</b>
<b>West Bengal</b>							
1	Bangiya Gramin Vikash Bank	68632	38168.62	60629	30537.53	65201	36260.19
2	Paschim Banga Gramin Bank	24910	13273.00	12381	6283.00	18192	8561.00
3	Uttarbanga Kshetriya Gramin Bank	30015	5914.73	22260	4681.60	30015	5914.73
	<b>Total</b>	<b>123557</b>	<b>57356.35</b>	<b>95270</b>	<b>41502.13</b>	<b>113408</b>	<b>50735.92</b>
	<b>Total Eastern Region</b>	<b>427736</b>	<b>157857.20</b>	<b>241870</b>	<b>113710.26</b>	<b>344522</b>	<b>128626.71</b>
<b>CENTRAL REGION</b>							
<b>Chhattisgarh</b>							
1	Chhattisgarh Gramin Bank Raipur	27808	5402.89	9556	1999.07	5563	1188.64
2	Durg Rajnandgaon GB	3955	958.00	235	261.25	3559	362.20
3	Surguja Kshetriya GB	4339	1657.15	3341	1276.00	3188	1380.12
	<b>Total</b>	<b>36102</b>	<b>8018.04</b>	<b>13132</b>	<b>3536.32</b>	<b>12310</b>	<b>2930.96</b>
<b>Madhya Pradesh</b>							
1	Jhabua Dhar RRB	567	342.52	129	121.15	412	236.91
2	Madhya Bharat RRB	4563	2059.19	3585	1851.76	1588	721.17
3	Mahakaushal RRB	477	208.75	166	100.11	423	185.02
4	Narmada Malwa RRB	4548	2224.10	3831	1891.48	3218	1669.02
5	Rewa Sidhi Gramin Bank	903	409.42	903	409.42	154	80.08
6	Satpura Narmada RRB	16046	5115.00	10571	3674.00	6131	2277.88
7	Sharda RRB	2048	223.19	885	203.16	984	216.80
8	Vidisha Bhopal RRB	315	534.21	177	452.98	174	210.08
	<b>Total</b>	<b>29467</b>	<b>11116.38</b>	<b>20247</b>	<b>8704.06</b>	<b>13084</b>	<b>5596.96</b>

**STATEMENT - V - B (contd.)**

(Amount ₹ lakh)

Sr. No.	Name of the Bank	Total Loans Outstanding against SHGs		Out of Total - under SGSY		Out of Total - Exclusive Women SHGs	
		No. of SHGs	Loans O/S	No. of SHGs	Loans O/S	No. of SHGs	Loans O/S
<b>Uttar Pradesh</b>							
1	Allahabad UP Gramin Bank	14215	17314.15	11415	16065.39	4601	6141.73
2	Aryavart Gramin Bank	2538	3957.37	2213	3771.87	651	841.68
3	Ballia (Etawah)Kshetriya GB	5120	1102.10	4019	970.50	3785	699.80
4	Baroda Uttar Pradesh Gramin Bank	26722	18540.73	16886	15224.69	18768	12209.02
5	Kashi Gomti samyut Gramin Bank	2547	3998.00	2495	3917.00	1264	1747.00
6	Kshetriya Kisan Gramin Bank, Mainpuri	NA	1698.96	NA	1338.76	NA	364.00
7	Prathama Bank	13493	4334.00	3607	3722.00	0	0.00
8	Purvanchal Gramin Bank	27454	9575.00	22853	6857.00	9871	3054.00
9	Sarva UP Gramin Bank	4734	3102.12	3886	2904.97	1022	394.30
10	Shreyas Gramin Bank	5721	2124.11	0	0.00	2481	1062.06
	<b>Total</b>	<b>102544</b>	<b>65746.54</b>	<b>67374</b>	<b>54772.18</b>	<b>42443</b>	<b>26513.59</b>
<b>Uttarakhand</b>							
1	Nainital Almora KGB	2539	1338.97	1625	1100.02	2274	1199.22
2	Uttaranchal Gramin Bank	4319	1977.85	4271	1922.09	2648	1233.93
	<b>Total</b>	<b>6858</b>	<b>3316.82</b>	<b>5896</b>	<b>3022.11</b>	<b>4922</b>	<b>2433.15</b>
	<b>Total - Central Region</b>	<b>174971</b>	<b>88197.78</b>	<b>106649</b>	<b>70034.67</b>	<b>72759</b>	<b>37474.66</b>
<b>WESTERN REGION</b>							
<b>Gujarat</b>							
1	Baroda Gujarat Gramin Bank	6259	1902.93	4940	1612.51	6078	1789.51
2	Dena Gujarat Gramin Bank	5109	1503.12	4726	1446.01	4920	1459.74
3	Saurashtra Gramin Bank	2076	458.20	751	196.60	1393	328.86
	<b>Total</b>	<b>13444</b>	<b>3864.25</b>	<b>10417</b>	<b>3255.12</b>	<b>12391</b>	<b>3578.11</b>
<b>Maharashtra</b>							
1	Maharashtra Gramin Bank	5385	10482.72	1545	1503.62	3946	8910.31
2	Vidharbha Kshetriya Gramin Bank	7995	3353.32	2752	853.36	7756	3252.72
3	Wainganga Krishna Gramin Bank	12686	5209.26	5587	1421.46	11070	4746.70
	<b>Total</b>	<b>26066</b>	<b>19045.30</b>	<b>9884</b>	<b>3778.44</b>	<b>22772</b>	<b>16909.73</b>
	<b>Total - Western Region</b>	<b>39510</b>	<b>22909.55</b>	<b>20301</b>	<b>7033.56</b>	<b>35163</b>	<b>20487.84</b>
<b>SOUTHERN REGION</b>							
<b>Andhra Pradesh</b>							
1	Andhra Pradesh Gramin Vikas Bank	163308	166519.14	6912	4665.00	163308	166519.14
2	Andhra Pragati Grameena Bank	130137	113000.00	1326	1189.85	130137	113000.00
3	Chaitanya Godavari Gr. Bank	22267	23798.06	0	0.00	22267	23798.06
4	Deccan Grameen Bank	51961	63342.34	0	0.00	51961	63342.34
5	Saptagiri Grameena Bank	29248	42693.00	0	0.00	29248	42693.00
	<b>Total</b>	<b>396921</b>	<b>409352.54</b>	<b>8238</b>	<b>5854.85</b>	<b>396921</b>	<b>409352.54</b>
<b>Karnataka</b>							
1	Cauvery Kalpataru Grameena Bank	22901	24248.50	1650	2439.26	20611	10040.09
2	Chiko Kodagu Grameen Bank	829	817.28	175	97.35	787	776.41
3	Karnataka Vikasa Grameena Bank	18411	13005.00	3116	3894.00	16372	11782.00
4	Krishna Gramin Bank	22046	8477.19	1252	3130.00	19841	7629.40
5	Pragathi Grameena Bank	15607	20793.13	1366	1617.12	12485	16634.50
6	Visveshvaraya Grameena Bank	1849	2352.41	97	132.07	1654	2094.69
	<b>Total</b>	<b>81643</b>	<b>69693.51</b>	<b>7656</b>	<b>11309.80</b>	<b>71750</b>	<b>48957.09</b>

**STATEMENT - V - B (contd.)**

(Amount ₹ lakh)

Sr. No.	Name of the Bank	Total Loans Outstanding against SHGs		Out of Total - under SGSY		Out of Total - Exclusive Women SHGs	
		No. of SHGs	Loans O/S	No. of SHGs	Loans O/S	No. of SHGs	Loans O/S
<b>Kerala</b>							
1	North Malabar Gramin Bank	4186	3274.77	2283	1924.11	2971	2481.13
2	South Malabar Gramin Bank	8309	7292.67	5805	2665.66	8010	7165.00
	<b>Total</b>	<b>12495</b>	<b>10567.44</b>	<b>8088</b>	<b>4589.77</b>	<b>10981</b>	<b>9646.13</b>
<b>Puducherry</b>							
1	Puduvai Bharathi Grama Bank	1380	1503.11	106	54.20	1290	1418.11
	<b>Total</b>	<b>1380</b>	<b>1503.11</b>	<b>106</b>	<b>54.20</b>	<b>1290</b>	<b>1418.11</b>
<b>Tamil Nadu</b>							
1	Pallavan Grama Bank	18015	18691.53	7914	2787.53	17853	18414.69
2	Pandyan Grama Bank	27521	10809.62	15017	4019.62	26119	10077.61
	<b>Total</b>	<b>45536</b>	<b>29501.15</b>	<b>22931</b>	<b>6807.15</b>	<b>43972</b>	<b>28492.30</b>
	<b>Total - Southern Region</b>	<b>537975</b>	<b>520617.75</b>	<b>47019</b>	<b>28615.77</b>	<b>524914</b>	<b>497866.17</b>
	<b>Grand Total - RRBs</b>	<b>1293809</b>	<b>861357.81</b>	<b>476063</b>	<b>259879.86</b>	<b>1069035</b>	<b>734845.10</b>

**STATEMENT - V - C**
**Progress under Microfinance - Bank Loans outstanding against SHGs as on 31 March 2012 - Cooperative Banks**

(Amount ₹ lakh)

Sr. No.	Name of the SCB/ DCCB	Total Bank Loans outstanding against SHGs		Out of Total - under SGSY		Out of Total Exclusive Women	
		No. of SHGs	Loans O/S	No. of SHGs	Loans O/S	No. of SHGs	Loans O/S
<b>NORTHERN REGION</b>							
<b>Haryana</b>							
1	Ambala DCCB	1	0.38	0	0.00	1	0.38
2	Bhiwani DCCB	0	0.00	0	0.00	0	0.00
3	Faridabad DCCB	4	0.60	0	0.00	2	0.22
4	Fatahabad DCCB	46	66.91	46	66.91	28	48.12
5	Gurgaon DCCB	0	0.00	0	0.00	0	0.00
6	Hissar DCCB	330	316.98	330	316.98	67	83.98
7	Jhajjar DCCB	4	3.59	4	3.59	2	2.59
8	Jind DCCB	22	2.58	22	2.58	22	2.58
9	Kaithal DCCB	30	8.36	30	8.36	30	8.36
10	Karnal DCCB	17	4.10	0	0.00	17	4.10
11	Mahindergarh DCCB	30	40.00	20	27.36	20	16.50
12	Panchkula DCCB	1	0.25	0	0.00	1	0.25
13	Panipat DCCB	5	8.98	4	8.44	1	0.54
14	Rewari DCCB	59	77.36	56	77.36	54	77.36
15	Rohtak DCCB	12	17.60	12	17.60	12	17.60
16	Sirsa DCCB	48	40.48	48	40.48	48	40.48
17	Sonepat DCCB	2	3.78	1	3.78	1	3.78
18	Yamuna Nagar DCCB	4	3.93	0	0.00	1	0.02
	<b>Total</b>	<b>615</b>	<b>595.88</b>	<b>573</b>	<b>573.44</b>	<b>307</b>	<b>306.86</b>
<b>Himachal Pradesh</b>							
1	Himachal Pradesh SCB	2731	1474.11	452	384.80	2109	1294.23
2	Jogindra DCCB	3569	872.84	101	104.75	3285	803.00
3	Kangra DCCB	4460	3723.73	1023	1076.52	4460	3723.73
	<b>Total</b>	<b>10760</b>	<b>6070.68</b>	<b>1576</b>	<b>1566.07</b>	<b>9854</b>	<b>5820.96</b>
<b>Jammu &amp; Kashmir</b>							
1	J & K SCB	260	70.36	36	7.03	255	59.10
2	Anantnag DCCB	210	24.22	210	24.22	210	24.22
3	Baramulla DCCB	250	88.89	250	88.89	250	88.89
4	Jammu DCCB	260	49.37	260	49.37	260	49.37
	<b>Total</b>	<b>980</b>	<b>232.84</b>	<b>756</b>	<b>169.51</b>	<b>975</b>	<b>221.58</b>
<b>New Delhi</b>							
1	Delhi State Cooperative Bank	0	0.00	0	0.00	0	0.00
	<b>Total</b>	<b>0</b>	<b>0.00</b>	<b>0</b>	<b>0.00</b>	<b>0</b>	<b>0.00</b>
<b>Punjab</b>							
1	Amritsar DCCB	108	44.57	0	0.00	105	43.12
2	Bathinda DCCB	89	36.86	0	0.00	89	36.86
3	Faridkot DCCB	2109	5.60	0	0.00	2109	5.60
4	Fatehgarh DCCB	249	1.13	0	0.00	249	1.13
5	Fazilka DCCB	40	55.00	40	55.00	40	55.00
6	Ferozepur DCCB	24	59.25	24	59.25	24	59.25
7	Gurdaspur DCCB	196	92.48	0	0.00	0	0.00
8	Hoshiarpur DCCB	360	67.91	29	19.25	360	48.35



**STATEMENT - V - C (contd.)**

(Amount ₹ lakh)

Sr. No	Name of the SCB/ DCCB	Total Bank Loans outstanding against SHGs		Out of Total - under SGSY		Out of Total Exclusive Women	
		No. of SHGs	Loans O/S	No. of SHGs	Loans O/S	No. of SHGs	Loans O/S
9	Jalandhar DCCB	172	60.09	0	0.00	1	4.05
10	Kapurthala DCCB	19	11.12	0	0.00	19	11.12
11	Ludhiana DCCB	191	63.36	0	0.00	0	0.00
12	Mansa DCCB	22	0.48	0	0.00	22	0.48
13	Moga DCCB	68	26.98	0	0.00	68	26.98
14	Mohali DCCB	58	15.07	0	0.00	58	15.07
15	Muktsar DCCB	176	85.66	176	85.66	176	85.66
16	Nawanshahr DCCB	77	19.78	0	0.00	77	19.78
17	Patiala DCCB	256	95.51	21	33.12	248	67.79
18	Ropar DCCB	51	16.55	0	0.00	0	0.00
19	Sangrur DCCB	98	181.75	91	175.67	98	181.75
20	Taran Taaran DCCB	41	2.34	0	0.00	41	2.34
	<b>Total</b>	<b>4404</b>	<b>941.49</b>	<b>381</b>	<b>427.95</b>	<b>3784</b>	<b>664.33</b>
<b>Rajasthan</b>							
1	Ajmer DCCB	2170	509.88	56	65.79	2087	424.03
2	Alwar DCCB	2760	1326.88	118	121.78	2010	285.48
3	Banswara DCCB	764	308.76	621	280.90	718	296.58
4	Baran DCCB	498	212.79	23	83.00	475	124.03
5	Barmer DCCB	1598	1415.25	434	801.88	1162	609.62
6	Bharatpur DCCB	581	139.08	0	0.00	581	139.08
7	Bhilwara DCCB	2067	497.70	89	170.45	1927	306.35
8	Bikaner DCCB	403	195.82	35	57.30	173	89.58
9	Bundi DCCB	1391	185.65	0	0.00	1371	181.65
10	Chittorgarh DCCB	595	416.20	29	56.80	515	339.20
11	Churu DCCB	958	392.47	49	96.90	824	320.68
12	Dausa DCCB	224	194.82	0	0.00	216	188.35
13	Dungarpur DCCB	392	138.64	54	18.02	392	138.64
14	Hanumangarh DCCB	1924	660.18	101	204.10	1813	445.58
15	Jaipur DCCB	1851	489.32	0	0.00	1851	489.32
16	Jaisalmer DCCB	420	225.82	21	54.17	420	225.82
17	Jalore DCCB	961	267.30	90	109.96	953	265.13
18	Jhalawar DCCB	915	411.55	88	35.91	688	307.65
19	Jhunjhunu DCCB	828	416.98	33	36.10	828	416.98
20	Jodhpur DCCB	580	354.32	43	104.31	559	332.72
21	Kota DCCB	1354	286.98	20	24.12	1329	276.04
22	Nagaur DCCB	2188	477.04	46	41.73	2142	435.81
23	Pali DCCB	1579	494.41	38	79.74	1541	414.67
24	S.Ganganagar DCCB	1133	244.41	51	68.43	1056	207.14
25	Sikar DCCB	1378	445.08	31	101.88	1378	445.08
26	Sirohi DCCB	472	157.18	57	36.48	396	108.82
27	Swai Madhopur DCCB	533	189.71	24	16.50	496	168.48
28	Tonk DCCB	258	80.88	7	15.45	95	24.51
29	Udaipur DCCB	1465	822.47	276	464.27	1440	787.31
	<b>Total</b>	<b>32240</b>	<b>11957.57</b>	<b>2434</b>	<b>3145.97</b>	<b>29436</b>	<b>8794.33</b>
	<b>Total - Northern Region</b>	<b>48999</b>	<b>19798.46</b>	<b>5720</b>	<b>5882.94</b>	<b>44356</b>	<b>15808.06</b>

**STATEMENT - V - C (contd.)**

(Amount ₹ lakh)

Sr. No.	Name of the SCB/ DCCB	Total Bank Loans outstanding against SHGs		Out of Total - under SGSY		Out of Total - Exclusive Women	
		No. of SHGs	Loans O/S	No. of SHGs	Loans O/S	No. of SHGs	Loans O/S
<b>NORTH EASTERN REGION</b>							
<b>Assam</b>							
1	Assam SCB	9659	4868.27	6761	3407.27	5795	2895.47
	<b>Total</b>	<b>9659</b>	<b>4868.27</b>	<b>6761</b>	<b>3407.27</b>	<b>5795</b>	<b>2895.47</b>
<b>Arunachal Pradesh</b>							
1	Arunachal Pradesh SCB	67	31.73	56	11.25	67	31.73
	<b>Total</b>	<b>67</b>	<b>31.73</b>	<b>56</b>	<b>11.25</b>	<b>67</b>	<b>31.73</b>
<b>Manipur</b>							
1	Manipur SCB	5	6.05	5	6.05	1	1.15
	<b>Total</b>	<b>5</b>	<b>6.05</b>	<b>5</b>	<b>6.05</b>	<b>1</b>	<b>1.15</b>
<b>Meghalaya</b>							
1	Meghalaya SCB	132	249.70	101	173.44	0	0.00
	<b>Total</b>	<b>132</b>	<b>249.70</b>	<b>101</b>	<b>173.44</b>	<b>0</b>	<b>0.00</b>
<b>Mizoram</b>							
1	Mizoram SCB	26	38.54	3	6.00	NA	NA
	<b>Total</b>	<b>26</b>	<b>38.54</b>	<b>3</b>	<b>6.00</b>	<b>0</b>	<b>0.00</b>
<b>Nagaland</b>							
1	Nagaland SCB	748	398.02	0	0.00	0	0.00
	<b>Total</b>	<b>748</b>	<b>398.02</b>	<b>0</b>	<b>0.00</b>	<b>0</b>	<b>0.00</b>
<b>Sikkim</b>							
1	Sikkim SCB	62	124.35	46	92.65	54	108.36
	<b>Total</b>	<b>62</b>	<b>124.35</b>	<b>46</b>	<b>92.65</b>	<b>54</b>	<b>108.36</b>
<b>Tripura</b>							
1	Tripura SCB	2677	2453.14	2439	1911.80	2081	1521.88
	<b>Total</b>	<b>2677</b>	<b>2453.14</b>	<b>2439</b>	<b>1911.80</b>	<b>2081</b>	<b>1521.88</b>
	<b>Total - North Eastern Region</b>	<b>13376</b>	<b>8169.80</b>	<b>9411</b>	<b>5608.46</b>	<b>7998</b>	<b>4558.59</b>
<b>EASTERN REGION</b>							
<b>A &amp; N Islands (UT)</b>							
1	Andaman & Nicobar SCB	1173	505.77	331	122.97	1073	502.39
	<b>Total</b>	<b>1173</b>	<b>505.77</b>	<b>331</b>	<b>122.97</b>	<b>1073</b>	<b>502.39</b>
<b>Odisha</b>							
1	Angul United DCCB	5092	2445.01	326	860.63	5092	2445.01
2	Aska DCCB	1009	139.59	19	64.69	75	83.23
3	Balasore Bhadrak DCCB	6522	2935.63	424	250.07	6522	2935.63
4	Banki DCCB	266	58.21	0	0.00	253	54.26
5	Berhampur DCCB	793	613.94	167	101.57	626	512.37
6	Bhawanipatna DCCB	143	74.61	0	0.00	143	74.61
7	Bolangir DCCB	928	230.18	325	97.00	526	111.55
8	Boudh DCCB	567	413.52	45	167.94	567	413.52
9	Cuttack DCCB	2701	755.47	56	100.21	2701	755.47
10	Keonjhar DCCB	898	628.46	142	337.54	751	525.86
11	Khurda DCCB	1768	806.70	342	345.22	1728	773.65
12	Koraput DCCB	3701	2069.95	945	1323.34	3482	1921.79
13	Mayurbhanj DCCB	829	299.60	74	67.22	829	299.60
14	Nayagarh DCCB	1404	432.93	155	193.46	1350	368.50

**STATEMENT - V - C (contd.)**

(Amount ₹ lakh)

Sr. No.	Name of the SCB/ DCCB	Total Bank Loans outstanding against SHGs		Out of Total - under SGSY		Out of Total - Exclusive Women	
		No. of SHGs	Loans O/S	No. of SHGs	Loans O/S	No. of SHGs	Loans O/S
15	Sambalpur DCCB	NA	997.41	NA	480.40	0	0.00
16	Sundargarh DCCB	3359	1177.03	652	915.25	3291	1123.73
17	United Puri Nimapara DCCB	206	66.52	0	0.00	5	1.28
	<b>Total</b>	<b>30186</b>	<b>14144.76</b>	<b>3672</b>	<b>5304.54</b>	<b>27941</b>	<b>12400.06</b>
<b>West Bengal</b>							
1	West Bengal SCB	1221	1153.06	0	0.00	0	0.00
2	West Bengal SCARDB	1466	420.08	0	0.00	0	0.00
3	Bankura DCCB	10697	2333.36	0	0.00	10521	2307.48
4	Birbhum DCCB	30	75.60	0	0.00	0	0.00
5	Burdwan DCCB	396	167.03	0	0.00	325	137.12
6	Darjeeling DCCB	127	69.92	0	0.00	112	0.62
7	Dk. Dinajpur DCCB	0	0.00	0	0.00	0	0.00
8	Hooghly DCCB	202	88.64	0	0.00	202	88.64
9	Howrah DCCB	251	216.96	0	0.00	208	180.49
10	Jalpaiguri DCCB	3591	2.25	0	0.00	0	0.00
11	Malda DCCB	10612	8.05	0	0.00	0	0.00
12	Mugberia DCCB	4749	1678.22	58	33.42	4388	1551.23
13	Murshidabad DCCB	7266	28.13	0	0.00	0	0.00
14	Nadia DCCB	11190	2844.01	0	0.00	10071	2582.62
15	Purulia DCCB	445	170.73	195	56.80	405	150.09
16	Raiganj DCCB	0	0.00	0	0.00	0	0.00
17	Tamluk-Ghatal DCCB	0	0.00	0	0.00	0	0.00
18	Vidyasagar DCCB	5033	11.57	493	3.75	4463	10.17
	<b>Total</b>	<b>57276</b>	<b>9267.60</b>	<b>746</b>	<b>93.97</b>	<b>30695</b>	<b>7008.46</b>
	<b>Total - Eastern Region</b>	<b>88635</b>	<b>23918.13</b>	<b>4749</b>	<b>5521.48</b>	<b>59709</b>	<b>19910.91</b>
<b>CENTRAL REGION</b>							
<b>Chhattisgarh</b>							
1	Ambikapur DCCB	48	14.08	0	0.00	43	11.50
2	Bilaspur DCCB	38	47.12	38	47.12	38	47.12
3	Durg DCCB	479	182.10	0	0.00	0	0.00
4	Jagdalpur DCCB	563	116.20	3	12.00	562	112.20
5	Raipur DCCB	1083	423.50	0	0.00	1083	423.50
6	Rajnandgaon DCCB	616	101.82	0	0.00	616	101.82
	<b>Total</b>	<b>2827</b>	<b>884.82</b>	<b>41</b>	<b>59.12</b>	<b>2342</b>	<b>696.14</b>
<b>Madhya Pradesh</b>							
1	Balaghat DCCB	19	2.17	0	0.00	19	2.17
2	Betul DCCB	0	0.00	0	0.00	0	0.00
3	Chhatarpur DCCB	1132	538.69	972	511.32	685	358.10
4	Chhindwara DCCB	0	0.00	0	0.00	0	0.00
5	Devas DCCB	0	0.00	0	0.00	0	0.00
6	Dhar DCCB	8	5.40	0	0.00	0	0.00
7	Guna DCCB	0	0.00	0	0.00	0	0.00
8	Hoshangabad DCCB	85	197.12	47	69.31	74	180.05
9	Jhabua DCCB	782	628.91	623	463.16	446	80.15
10	Khandwa DCCB	36	35.40	31	33.85	18	24.90

**STATEMENT - V - C (contd.)**

(Amount ₹ lakh)

Sr. No.	Name of the SCB/ DCCB	Total Bank Loans outstanding against SHGs		Out of Total - under SGSY		Out of Total Exclusive Women	
		No. of SHGs	Loans O/S	No. of SHGs	Loans O/S	No. of SHGs	Loans O/S
11	Khargone DCCB	160	3.96	0	0.00	0	0.00
12	Raigarh DCCB	0	0.00	0	0.00	0	0.00
13	Raisen DCCB	377	9.55	377	9.55	226	2.78
14	Shahdol DCCB	146	117.17	127	115.02	106	71.17
15	Shajapur DCCB	0	0.00	0	0.00	0	0.00
16	Shivpuri DCCB	0	0.00	0	0.00	0	0.00
17	Tikamgarh DCCB	84	40.19	84	40.19	84	40.19
18	Vidisha DCCB	7	9.70	0	0.00	2	3.10
	<b>Total</b>	<b>2836</b>	<b>1588.26</b>	<b>2261</b>	<b>1242.40</b>	<b>1660</b>	<b>762.61</b>
<b>Uttar Pradesh</b>							
1	Agra DCCB	13	1.92	8	0.15	NA	NA
2	Allahabad DCCB	9	1.38	0	0.00	2	0.31
3	Azamgarh DCCB	1042	6.00	1042	6.00	36	5.73
4	Bahiraich DCCB	2	0.26	0	0.00	2	0.26
5	Ballia DCCB	0	0.00	0	0.00	0	0.00
6	Banda DCCB	6	5.08	0	0.00	0	0.00
7	Barabanki DCCB	4	13.31	4	13.31	4	13.31
8	Bareilly DCCB	54	69.72	0	0.00	0	0.00
9	Bulandsahar DCCB	4	0.98	4	0.98	1	0.03
10	Etawah DCCB	15	16.24	15	16.24	3	2.19
11	Firozabad DCCB	685	2.24	149	1.23	274	0.90
12	Ghaziabad DCCB	117	4.15	0	0.00	15	2.90
13	Ghazipur DCCB	11	0.35	0	0.00	0	0.00
14	Gorakhpur DCCB	15	0.52	0	0.00	0	0.00
15	Hamirpur DCCB	37	13.53	0	0.00	37	13.53
16	Hardoi DCCB	1	0.00	0	0.00	0	0.00
17	Jalaun DCCB	3	4.29	0	0.00	NA	NA
18	Jhansi DCCB	21	2.56	0	0.00	21	2.56
19	Kanpur DCCB	7	2.00	0	0.00	NA	NA
20	Lakhimpur-Kheri DCCB	782	968.37	742	965.70	376	464.82
21	Lalitpur DCCB	120	97.85	55	35.95	72	58.71
22	Mathura DCCB	98	31.63	42	24.84	1	2.44
23	Meerut DCCB	113	4.15	0	0.00	42	1.76
24	Mirzapur DCCB	389	4.17	389	4.17	50	0.39
25	Moradabad DCCB	124	95.67	0	0.00	3	4.74
26	Muzaffarnagar DCCB	14	19.57	14	19.57	3	2.35
27	Pilibhit DCCB	38	50.72	19	28.58	16	18.83
28	Pratapgarh DCCB	38	30.57	38	30.57	0	0.00
29	Rampur DCCB	24	24.35	0	0.00	16	15.44
30	Sahanjhanpur DCCB	333	0.64	321	0.50	0	0.00
31	Saharanpur DCCB	480	109.75	0	0.00	420	77.10
32	Unnao DCCB	50	3.74	0	0.00	41	2.45
	<b>Total</b>	<b>4649</b>	<b>1585.72</b>	<b>2842</b>	<b>1147.79</b>	<b>1435</b>	<b>690.74</b>

**STATEMENT - V - C (contd.)**

(Amount ₹ lakh)

Sr. No.	Name of the SCB/ DCCB	Total Bank Loans outstanding against SHGs		Out of Total - under SGSY		Out of Total Exclusive Women	
		No. of SHGs	Loans O/S	No. of SHGs	Loans O/S	No. of SHGs	Loans O/S
<b>Uttarakhand</b>							
1	Almora DCCB	436	2.84	436	2.84	211	1.16
2	Chamoli DCCB	218	295.88	61	121.50	119	177.00
3	Dehradun DCCB	182	104.97	176	102.99	61	38.23
4	Garhwal (Kotdwar) DCCB	336	149.12	336	149.12	24	45.34
5	Haridwar DCCB	102	0.76	102	0.76	28	0.25
6	Nainital DCCB	804	212.50	182	169.32	194	43.17
7	Pithoragarh DCCB	443	465.56	441	465.56	269	279.30
8	Tehri DCCB	1042	3.87	759	2.18	242	0.81
9	US Nagar DCCB	86	93.84	86	93.84	0	0.00
10	Uttarakashi DCCB	892	506.17	614	436.10	853	473.52
	<b>Total</b>	<b>4541</b>	<b>1835.50</b>	<b>3193</b>	<b>1544.20</b>	<b>2001</b>	<b>1058.77</b>
	<b>Total - Central Region</b>	<b>14853</b>	<b>5894.29</b>	<b>8337</b>	<b>3993.51</b>	<b>7438</b>	<b>3208.27</b>
<b>WESTERN REGION</b>							
<b>Goa</b>							
1	Goa SCB	1629	1419.94	15	6.42	1583	1376.07
	<b>Total</b>	<b>1629</b>	<b>1419.94</b>	<b>15</b>	<b>6.42</b>	<b>1583</b>	<b>1376.07</b>
<b>Gujarat</b>							
1	Ahmedabad DCCB	249	28.69	0	0.00	238	25.56
2	Amreli DCCB	11	0.02	11	0.02	11	0.02
3	Banaskantha DCCB	0	0.00	0	0.00	0	0.00
4	Baroda DCCB	0	0.00	0	0.00	0	0.00
5	Bharuch DCCB	178	382.12	0	0.00	84	190.07
6	Bhavnagar DCCB	22	0.65	0	0.00	0	0.00
7	Jamnagar DCCB	0	0.00	0	0.00	0	0.00
8	Junagadh DCCB	9	0.55	0	0.00	9	0.55
9	Kheda DCCB	10	1.99	0	0.00	1	1.53
10	Kodinar DCCB	90	18.19	90	18.19	0	0.00
11	Kutch DCCB	32	5.13	32	5.13	0	0.00
12	Mehsana DCCB	646	2.97	646	2.97	3	0.02
13	Panchmahal DCCB	13	5.02	1	0.62	13	5.02
14	Rajkot DCCB	776	1.34	10	0.09	447	1.25
15	Sabarkantha DCCB	765	59.79	0	0.00	765	59.79
16	Surat DCCB	40	7.71	0	0.00	0	0.00
17	Surendranagar DCCB	1	0.17	1	0.17	0	0.00
18	Valsad DCCB	45	0.29	0	0.00	45	0.29
	<b>Total</b>	<b>2887</b>	<b>514.63</b>	<b>791</b>	<b>27.19</b>	<b>1616</b>	<b>284.10</b>
<b>Maharashtra</b>							
1	Ahmednagar DCCB	2623	1797.92	849	1199.30	0	0.00
2	Akola DCCB	450	120.83	18	2.30	432	118.33
3	Amaravati DCCB	815	178.61	0	0.00	752	103.25
4	Aurangabad DCCB	466	170.16	91	64.35	443	164.25
5	Beed DCCB	351	159.72	211	104.75	345	157.62
6	Bhandara DCCB	0	10.24	0	7.28	0	10.24
7	Buldhana DCCB	1254	0.56	10	0.02	160	0.18

**STATEMENT - V - C (contd.)**

(Amount ₹ lakh)

Sr. No.	Name of the SCB/ DCCB	Total Bank Loans outstanding against SHGs		Out of Total - under SGSY		Out of Total - Exclusive Women	
		No. of SHGs	Loans O/S	No. of SHGs	Loans O/S	No. of SHGs	Loans O/S
8	Chandrapur DCCB	4210	2606.60	1121	1405.96	3789	2476.27
9	Dhule DCCB	621	484.80	120	264.44	563	427.09
10	Gadchiroli DCCB	2349	1864.31	667	942.15	2137	1705.85
11	Gondia DCCB	883	1.05	376	0.45	772	0.92
12	Hingoli DCCB	1085	2.84	857	1.91	1030	2.71
13	Jalgaon DCCB	2539	668.44	467	468.73	2539	668.44
14	Jalna DCCB	158	0.79	0	0.00	121	0.48
15	Kolhapur DCCB	11407	318.01	566	203.07	11407	318.01
16	Latur DCCB	1544	314.64	188	69.42	1356	245.22
17	Nagpur DCCB	465	0.74	21	0.11	444	0.63
18	Nanded DCCB	27	0.02	0	0.00	27	0.02
19	Nasik DCCB	206	2.08	165	1.66	185	1.87
20	Osmanabad DCCB	1338	0.89	462	0.68	210	0.13
21	Parbhani DCCB	1072	4.40	776	2.60	1018	4.18
22	Pune DCCB	2454	11.69	598	6.14	2242	11.57
23	Raigad DCCB	2052	252.10	51	16.84	2017	218.86
24	Ratnagiri DCCB	265	2.02	112	1.29	23	0.33
25	Sangli DCCB	13070	1340.94	1553	538.22	90	134.09
26	Satara DCCB	1850	118.90	27	68.55	1850	118.90
27	Sindudhurg DCCB	812	413.35	132	135.34	790	391.91
28	Solapur DCCB	0	1069.46	0	996.06	0	1069.46
29	Thane DCCB	2815	703.50	39	5.47	6	2.14
30	Wardha DCCB	1005	3.69	371	1.84	635	1.84
31	Yavatmal DCCB	15094	1964.66	2061	656.47	14390	1811.54
	<b>Total</b>	<b>73280</b>	<b>14587.94</b>	<b>11909</b>	<b>7165.39</b>	<b>49773</b>	<b>10166.33</b>
	<b>Total - Western Region</b>	<b>77796</b>	<b>16522.51</b>	<b>12715</b>	<b>7199.00</b>	<b>52972</b>	<b>11826.50</b>
<b>SOUTHERN REGION</b>							
<b>Andhra Pradesh</b>							
1	Adilabad DCCB	23	263.00	0	0.00	23	263.00
2	Chittoor DCCB	637	423.32	0	0.00	637	423.32
3	East Godavari DCCB	256	113.13	0	0.00	256	113.13
4	Guntur DCCB	418	612.67	0	0.00	418	612.67
5	Karimnagar DCCB	3376	72.96	0	0.00	3376	72.96
6	Kornool DCCB	12	6.64	0	0.00	12	6.64
7	Krishna DCCB	8703	92.06	0	0.00	8703	92.06
8	Nalgonda DCCB	264	382.18	0	0.00	264	382.18
9	Nellore DCCB	22	474.00	0	0.00	22	474.00
10	Nizamabad DCCB	2049	2084.07	0	0.00	2049	2084.07
11	Prakasam DCCB	398	438.25	0	0.00	398	438.25
12	Visakhapatnam DCCB	822	692.66	0	0.00	822	692.66
13	Vizianagaram DCCB	8	0.51	0	0.00	8	0.51
14	Warangal DCCB	61	20.70	0	0.00	61	20.70
15	West Godavari DCCB	3593	1668.75	0	0.00	3593	1668.75
	<b>Total</b>	<b>20642</b>	<b>7344.90</b>	<b>0</b>	<b>0.00</b>	<b>20642</b>	<b>7344.90</b>

**STATEMENT - V - C (contd.)**

(Amount ₹ lakh)

Sr. No.	Name of the SCB/ DCCB	Total Bank Loans outstanding against SHGs		Out of Total - under SGSY		Out of Total Exclusive Women	
		No. of SHGs	Loans O/S	No. of SHGs	Loans O/S	No. of SHGs	Loans O/S
<b>Karnataka</b>							
1	Bagalkot DCCB	436	315.13	123	274.71	57	38.46
2	Bangalore DCCB	1090	740.62	9	33.00	1090	740.62
3	Belgaum DCCB	2933	2191.34	0	0.00	2933	2191.34
4	Bellary DCCB	4210	467.29	0	0.00	216	14.15
5	Bidar DCCB	17898	3897.43	1585	345.15	17898	3897.43
6	Bijapur DCCB	2726	415.91	2454	274.14	2726	415.91
7	Chikmagalur DCCB	2682	2079.66	110	121.56	110	121.56
8	Chitradurga DCCB	4011	1073.26	35	67.11	4011	1073.26
9	Davanagere DCCB	778	277.29	13	12.20	764	270.35
10	Dharwad DCCB	1289	633.03	0	0.00	1033	440.37
11	Gulbarga DCCB	1112	435.92	0	0.00	1112	435.92
12	Hassan DCCB	5920	2930.00	370	279.00	5095	2500.98
13	Kodagu DCCB	999	1137.99	143	274.89	821	995.94
14	Kolar DCCB	533	354.81	0	0.00	533	354.81
15	Mandya DCCB	2142	2342.66	70	110.07	1997	2184.05
16	Mysore DCCB	2666	2145.56	236	395.53	2666	2145.56
17	Raichur DCCB	955	672.77	0	0.00	955	672.77
18	Shimoga DCCB	3484	3189.67	343	544.50	2810	2787.80
19	South Canara DCCB	2949	2013.66	45	150.17	1667	1055.64
20	Tumkur DCCB	4292	6223.87	132	311.65	3777	5728.60
21	U. Kanada DCCB	436	281.85	87	67.46	349	234.39
	<b>Total</b>	<b>63541</b>	<b>33819.72</b>	<b>5755</b>	<b>3261.14</b>	<b>52620</b>	<b>28299.91</b>
<b>Kerala</b>							
1	Alappuzha DCCB	1683	2671.15	45	118.97	1618	2421.05
2	Ernakulam DCCB	189	116.64	NA	NA	170	97.64
3	Idukki DCCB	5655	8116.10	NA	NA	NA	NA
4	Kannur DCCB	2631	3554.21	926	1993.82	1984	3009.11
5	Kasaragod DCCB	0	0.00	NA	NA	NA	NA
6	Kollam DCCB	2634	3459.12	NA	NA	NA	NA
7	Kottayam DCCB	4011	1176.20	132	86.76	NA	NA
8	Kozhikode DCCB	79	109.44	NA	NA	71	102.03
9	Malappuram DCCB	803	169.64	NA	NA	NA	NA
10	Palakkad DCCB	399	355.11	32	18.43	399	355.11
11	Pathanamthitta DCCB	143	1412.66	NA	NA	NA	NA
12	Thiruvananthapuram DCCB	NA	NA	NA	NA	NA	NA
13	Thrissur DCCB	7379	2822.75	798	341.14	7379	2822.75
14	Wayanad DCCB	1694	1953.05	NA	NA	NA	NA
	<b>Total</b>	<b>27300</b>	<b>25916.07</b>	<b>1933</b>	<b>2559.12</b>	<b>11621</b>	<b>8807.69</b>
<b>Puducherry</b>							
1	Puducherry State Co-op. Bank	1433	2811.49	285	572.74	1242	1938.75
	<b>Total</b>	<b>1433</b>	<b>2811.49</b>	<b>285</b>	<b>572.74</b>	<b>1242</b>	<b>1938.75</b>

**STATEMENT - V - C (contd.)**

(Amount ₹ lakh)

Sr. No	Name of the SCB/ DCCB	Total Bank Loans outstanding against SHGs		Out of Total - under SGSY		Out of Total - Exclusive Women	
		No. of SHGs	Loans O/S	No. of SHGs	Loans O/S	No. of SHGs	Loans O/S
<b>Tamil Nadu</b>							
1	Chennai Central Co-op, Bank	1267	657.54	NA	NA	1267	657.54
2	Coimbatore DCCB	3246	2347.15	1998	1407.29	3198	2326.43
3	Cuddalore DCCB	8204	5130.28	5293	2276.46	NA	NA
4	Dharmapuri DCCB	2439	3282.79	312	283.94	2439	3282.79
5	Dindigul DCCB	6755	2563.82	4720	1482.96	193	95.60
6	Erode DCCB	502	325.39	344	208.97	4	8.42
7	Kancheepuram DCCB	5685	3409.56	1196	1051.50	NA	NA
8	Kanyakumari DCCB	4309	35.76	1375	5.46	4098	34.02
9	Kumbakonam	2123	1038.60	NA	NA	2123	1038.60
10	Madurai DCCB	2357	12.65	2357	12.65	942	5.06
11	Nilgiris DCCB	655	1471.63	119	91.18	278	632.47
12	Pudukottai DCCB	4345	2505.67	2019	813.15	3915	2306.67
13	Ramnathapuram DCCB	1153	1010.02	241	352.00	24	12.80
14	Salem DCCB	9142	4922.43	7770	4184.05	8325	4479.41
15	Sivagangai DCCB	914	660.88	8	30.10	NA	NA
16	Thanjavur DCCB	1413	762.81	932	459.36	1359	748.59
17	Thoothukudi	275	123.51	275	123.51	NA	NA
18	Tiruchirapalli DCCB	9446	5909.50	1322	709.14	62	62.08
19	Tirunelveli DCCB	1924	1023.20	1222	707.72	1881	996.05
20	Tiruvannamalai DCCB	8163	61.66	8163	61.66	8163	61.66
21	Vellore DCCB	4272	4752.94	2124	1612.65	NA	NA
22	Villupuram DCCB	6260	4705.98	6260	4705.98	6260	4705.98
23	Virudhunagar DCCB	2010	704.36	210	73.59	1970	690.34
<b>Total</b>		<b>86859</b>	<b>47418.14</b>	<b>48260</b>	<b>20653.32</b>	<b>46501</b>	<b>22144.52</b>
<b>Total - Southern Region</b>		<b>199775</b>	<b>117310.32</b>	<b>56233</b>	<b>27046.32</b>	<b>132626</b>	<b>68535.77</b>
<b>Grand Total - Coop Banks</b>		<b>443434</b>	<b>191613.51</b>	<b>97165</b>	<b>55251.72</b>	<b>305099</b>	<b>123848.10</b>



**STATEMENT -VI -A(i)**
**Progress under Microfinance - NPAs against Bank loans to SHGs  
and Recovery Performance of Public Sector Commercial Banks as on 31 March 2012**

(Amount ₹ lakh)

Sr. No.	Name of the Bank	NPAs of SHGs against Bank Loan			NPAs of SHGs against Bank Loan under SGSY			% of recovery to demand of Total SHGs (%)	% of recovery to demand of SHGs under SGSY (%)
		Total loans Outstanding against SHGs	Amount of NPAs	NPA as % age to Total loans O/S	Loans outstanding against SHGs under SGSY	Amount of NPAs	NPA as %age to loans O/S against SHGs under SGSY		
<b>NORTHERN REGION</b>									
<b>Chandigarh</b>									
1	Bank of Baroda	85.35	0.00	0.00	5.52	0.00	0.00	0	0
2	Canara Bank	6.78	0.00	0.00	0.00	0.00	0.00	96	0
3	Indian Bank	0.00	0.00	0.00	0.00	0.00	0.00	0	0
4	Oriental Bank of Commerce	60.84	5.45	8.96	31.72	3.55	11.19	86	86
5	Union Bank of India	39.02	5.03	12.89	0.56	0.14	25.00	83	85
	<b>Total</b>	<b>191.99</b>	<b>10.48</b>	<b>5.46</b>	<b>37.80</b>	<b>3.69</b>	<b>9.76</b>		
<b>Haryana</b>									
1	Allahabad Bank	137.00	40.00	29.20	137.00	40.00	29.20	50	50
2	Bank of Baroda	69.54	0.00	0.00	5.52	0.00	0.00	0	0
3	Bank of India	185.36	19.25	10.39	185.36	19.25	10.39	90	90
4	Canara Bank	216.19	29.42	13.61	216.19	29.42	13.61	89	89
5	Central Bank of India	540.75	16.48	3.05	540.75	16.48	3.05	82	82
6	Corporation Bank	0.00	0.00	0.00	0.00	0.00	0.00	0	0
7	Dena Bank	9.00	0.00	0.00	NA	NA	NA	0	0
8	IDBI Bank	0.00	0.00	0.00	0.00	0.00	0.00	0	0
9	Indian Bank	47.09	0.12	0.25	1.51	0.12	7.95	95	89
10	Indian Overseas Bank	0.00	0.00	0.00	0.00	0.00	0.00	0	0
11	Oriental Bank of Commerce	786.52	148.20	18.84	422.22	68.58	16.24	78	78
12	Punjab National Bank	7726.58	310.64	4.02	7726.58	300.21	3.89	83	85
13	Punjab & Sind Bank	247.81	15.91	6.42	103.04	5.33	5.17	92	90
14	State Bank of India	1388.00	362.00	26.08	86.00	16.00	18.60	79	77
15	State Bank of Patiala	670.60	0.00	0.00	209.65	0.00	0.00	0	0
16	Syndicate Bank	299.11	17.35	5.80	134.90	8.72	6.46	72	72
17	UCO Bank	176.37	0.00	0.00	52.97	0.00	0.00	0	0
18	Union Bank of India	146.78	11.67	7.95	17.53	3.18	18.14	80	80
19	Vijaya Bank	7.02	0.00	0.00	4.83	0.00	0.00	89	88
	<b>Total</b>	<b>12653.72</b>	<b>971.04</b>	<b>7.67</b>	<b>9844.05</b>	<b>507.29</b>	<b>5.15</b>		
<b>Himachal Pradesh</b>									
1	Allahabad Bank	75.00	0.00	0.00	75.00	0.00	0.00	55	55
2	Bank of Baroda	5.00	0.00	0.00	0.00	0.00	0.00	0	0
3	Bank of India	47.28	3.41	7.21	47.28	3.41	7.21	90	90
4	Canara Bank	57.09	6.50	11.39	39.25	2.45	6.24	84	82
5	Central Bank of India	357.41	0.00	0.00	357.41	0.00	0.00	92	92
6	Indian Bank	6.88	0.00	0.00	4.70	0.00	0.00	98	0
7	Punjab National Bank	1307.58	33.46	2.56	102.58	8.43	8.22	81	81
8	Punjab & Sind Bank	38.02	0.01	0.03	9.95	0.01	0.10	40	65
9	State Bank of India	2323.00	593.00	25.53	135.00	28.00	20.74	95	94
10	State Bank of Patiala	607.10	0.00	0.00	295.13	0.00	0.00	NA	NA
11	Syndicate Bank	0.76	0.76	100.00	0.76	0.76	100.00	0	0
12	UCO Bank	934.00	9.77	1.05	796.00	0.00	0.00	46	0
	<b>Total</b>	<b>5759.12</b>	<b>646.91</b>	<b>11.23</b>	<b>1863.06</b>	<b>43.06</b>	<b>2.31</b>		

**STATEMENT -VI -A(i) (contd.)**

(Amount ₹ lakh)

Sr. No.	Name of the Bank	NPAs of SHGs against Bank Loan			NPAs of SHGs against Bank Loan under SGSY			% of recovery to demand of Total SHGs (%)	% of recovery to demand of SHGs under SGSY (%)
		Total loans Outstanding against SHGs	Amount of NPAs	NPA as % age to Total loans O/S	Loans outstanding against SHGs under SGSY	Amount of NPAs	NPA as %age to loans O/S against SHGs under SGSY		
<b>Jammu &amp; Kashmir</b>									
1	Bank of Baroda	127.30	0.00	0.00	0.00	0.00	0.00	NA	NA
2	Canara Bank	4.17	0.00	0.00	0.00	0.00	0.00	97	0
3	Central Bank of India	1.76	0.00	0.00	0.00	0.00	0.00	78	0
4	Punjab National Bank	92.23	5.43	5.89	0.00	0.00	0.00	91	0
5	Punjab & Sind Bank	0.35	0.00	0.00	0.00	0.00	0.00	100	0
6	State Bank of India	238.00	26.00	10.92	17.00	0.00	0.00	86	85
	<b>Total</b>	<b>463.81</b>	<b>31.43</b>	<b>6.78</b>	<b>17.00</b>	<b>0.00</b>	<b>0.00</b>		
<b>New Delhi</b>									
1	Allahabad Bank	2.00	0.00	0.00	0.00	0.00	0.00	100	0
2	Bank of Baroda	7.05	0.00	0.00	1.36	0.00	0.00	0	0
3	Canara Bank	9.38	0.00	0.00	7.13	0.00	0.00	87	100
4	Central Bank of India	8.76	0.00	0.00	0.00	0.00	0.00	0	0
5	Corporation Bank	0.00	0.00	0.00	0.00	0.00	0.00	0	0
6	IDBI Bank	0.00	0.00	0.00	0.00	0.00	0.00	0	0
7	Indian Bank	1005.49	218.64	21.74	19.44	0.00	0.00	91	0
8	Punjab National Bank	208.33	4.02	1.93	0.00	0.00	0.00	65	72
9	Punjab & Sind Bank	0.04	0.01	25.00	0.00	0.00	0.00	15	0
10	State Bank of India	131.00	6.00	4.58	1.00	0.00	0.00	85	83
11	Union Bank of India	47.94	0.24	0.50	29.33	0.00	0.00	82	89
	<b>Total</b>	<b>1419.99</b>	<b>228.91</b>	<b>16.12</b>	<b>58.26</b>	<b>0.00</b>	<b>0.00</b>		
<b>Punjab</b>									
1	Allahabad Bank	17.42	0.40	2.30	3.15	0.00	0.00	96	100
2	Bank of Baroda	62.45	0.00	0.00	0.00	0.00	0.00	0	0
3	Bank of India	101.79	0.00	0.00	93.49	0.00	0.00	0	0
4	Bank of Maharashtra	4.27	0.00	0.00	4.27	0.00	0.00	0	0
5	Canara Bank	91.03	2.85	3.13	47.36	1.26	2.66	90	91
6	Central Bank of India	269.86	0.00	0.00	269.86	0.00	0.00	89	89
7	Corporation Bank	1.00	0.04	3.70	0.00	0.00	0.00	99	0
8	Dena Bank	2.00	0.00	0.00	0.00	0.00	0.00	0	0
9	IDBI Bank	0.00	0.00	0.00	0.00	0.00	0.00	0	0
10	Indian Bank	19.33	0.14	0.72	7.18	0.00	0.00	95	0
11	Indian Overseas Bank	10.00	0.00	0.00	2.00	0.00	0.00	0	0
12	Oriental Bank of Commerce	355.70	28.14	7.91	240.28	25.77	10.72	78	78
13	Punjab National Bank	2126.91	22.35	1.05	845.96	17.71	2.09	87	83
14	Punjab & Sind Bank	741.92	28.12	3.79	313.21	14.28	4.56	90	90
15	State Bank of India	899.00	216.00	24.03	57.00	12.00	21.05	82	81
16	State Bank of Patiala	772.20	0.00	0.00	399.92	0.00	0.00	NA	NA
17	Syndicate Bank	5.30	0.00	0.00	2.31	0.00	0.00	100	100
18	UCO Bank	321.00	9.41	2.93	88.78	9.41	10.60	88	0
19	Union Bank of India	56.32	3.14	5.58	8.14	1.83	22.48	90	88
20	Vijaya Bank	26.13	0.00	0.00	20.15	0.00	0.00	92	100
	<b>Total</b>	<b>5883.63</b>	<b>310.59</b>	<b>5.28</b>	<b>2403.06</b>	<b>82.26</b>	<b>3.42</b>		

**STATEMENT -VI - A (i) (contd.)**

(Amount ₹ lakh)

Sr. No.	Name of the Bank	NPAs of SHGs against Bank Loan			NPAs of SHGs against Bank Loan under SGSY			% of recovery to demand of Total SHGs (%)	% of recovery to demand of SHGs under SGSY (%)
		Total loans Outstanding against SHGs	Amount of NPAs	NPA as % age to Total loans O/S	Loans outstanding against SHGs under SGSY	Amount of NPAs	NPA as %age to loans O/S against SHGs under SGSY		
<b>Rajasthan</b>									
1	Allahabad Bank	247.00	9.80	3.97	247.00	9.80	3.97	83	83
2	Bank of Baroda	7000.94	284.31	4.06	2157.45	96.14	4.46	70	70
3	Bank of India	194.35	36.70	18.88	178.28	36.70	20.59	59	57
4	Bank of Maharashtra	2.83	0.00	0.00	2.83	0.00	0.00	NA	NA
5	Canara Bank	241.12	5.28	2.19	96.30	5.28	5.48	92	92
6	Central Bank of India	524.79	79.10	15.07	457.32	21.73	4.75	0	0
7	Dena Bank	1030.95	0.00	0.00	0.00	0.00	0.00	0	0
8	IDBI Bank	0.00	0.00	0.00	0.00	0.00	0.00	0	0
9	Indian Bank	4.61	0.00	0.00	1.77	0.00	0.00	0	96
10	Indian Overseas Bank	55.00	1.00	1.82	10.00	0.00	0.00	NA	NA
11	Oriental Bank of Commerce	304.10	52.29	17.20	92.99	9.48	10.19	80	80
12	Punjab National Bank	5420.86	42.88	0.79	2367.77	20.63	0.87	79	81
13	Punjab & Sind Bank	50.59	1.02	2.02	14.51	0.00	0.00	85	100
14	State Bank of Bikaner & Jaipur	26589.00	1611.55	6.06	8767.00	1450.39	16.54	85	74
15	State Bank of India	1798.00	303.00	16.85	226.00	39.00	17.26	85	83
16	Syndicate Bank	14.92	0.00	0.00	14.92	0.00	0.00	100	100
17	UCO Bank	1109.85	21.11	1.90	638.50	17.90	2.80	60	81
18	Union Bank of India	177.97	12.13	6.82	34.52	6.53	18.92	85	79
19	Vijaya Bank	0.00	0.00	0.00	0.00	0.00	0.00	0	0
	<b>Total</b>	<b>44766.88</b>	<b>2460.17</b>	<b>5.50</b>	<b>15307.16</b>	<b>1713.58</b>	<b>11.19</b>		
	<b>Total - Northern Region</b>	<b>71139.14</b>	<b>4659.53</b>	<b>6.55</b>	<b>29530.39</b>	<b>2349.88</b>	<b>7.96</b>		
<b>NORTH EASTERN REGION</b>									
<b>Assam</b>									
1	Allahabad Bank	3677.53	161.95	4.40	3518.81	102.37	2.91	NA	NA
2	Bank of Baroda	489.56	5.01	1.02	327.55	2.49	0.76	65	65
3	Bank of India	1.75	0.42	24.05	1.75	0.42	24.05	80	80
4	Canara Bank	253.17	26.57	10.49	247.13	25.73	10.41	77	78
5	Central Bank of India	4047.98	221.30	5.47	3694.44	156.47	4.24	NA	NA
6	Dena Bank	8.04	0.00	0.00	0.00	0.00	0.00	NA	NA
7	Indian Bank	463.80	32.32	6.97	33.87	10.01	29.55	82	98
8	Indian Overseas Bank	303.00	6.00	1.98	55.00	0.00	0.00	NA	NA
9	Punjab National Bank	1737.71	14.10	0.81	1311.52	9.90	0.75	71	69
10	Punjab & Sind Bank	7.79	0.00	0.00	1.52	0.00	0.00	100	100
11	State Bank of India	9079.00	952.00	10.49	3894.00	355.00	9.12	97	98
12	Syndicate Bank	106.18	45.90	43.23	77.82	12.56	16.14	39	26
13	UCO Bank	5026.88	0.46	0.01	5013.00	0.22	0.00	20	20
14	Union Bank of India	1589.82	344.65	21.68	930.12	186.22	20.02	90	82
15	United Bank of India	7200.23	192.76	2.68	5693.66	130.32	2.29	53	51
16	Vijaya Bank	54.14	17.69	32.67	54.14	17.69	32.67	51	51
	<b>Total</b>	<b>34046.58</b>	<b>2021.13</b>	<b>5.94</b>	<b>24854.33</b>	<b>1009.40</b>	<b>4.06</b>		

**STATEMENT -VI -A(i) (contd.)**

(Amount ₹ lakh)

Sr. No.	Name of the Bank	NPAs of SHGs against Bank Loan			NPAs of SHGs against Bank Loan under SGSY			% of recovery to demand of Total SHGs (%)	% of recovery to demand of SHGs under SGSY (%)
		Total loans Outstanding against SHGs	Amount of NPAs	NPA as % age to Total loans O/S	Loans outstanding against SHGs under SGSY	Amount of NPAs	NPA as % age to loans O/S against SHGs under SGSY		
<b>Arunachal Pradesh</b>									
1	Bank of India	0.00	0.00	0.00	0.00	0.00	0.00	0	0
2	Bank of Maharashtra	4.35	0.00	0.00	4.35	0.00	0.00	0	0
3	Central Bank of India	15.66	6.59	42.08	15.66	6.59	42.08	0	0
4	Indian Bank	0.00	0.00	0.00	0.00	0.00	0.00	0	0
5	State Bank of India	144.00	31.00	21.53	57.00	3.00	5.26	93	90
6	UCO Bank	28.15	0.21	0.75	24.03	0.13	0.54	39	34
7	Vijaya Bank	0.00	0.00	0.00	0.00	0.00	0.00	0	0
	<b>Total</b>	<b>192.16</b>	<b>37.80</b>	<b>19.67</b>	<b>101.04</b>	<b>9.72</b>	<b>9.62</b>		
<b>Manipur</b>									
1	Allahabad Bank	16.05	0.00	0.00	0.00	0.00	0.00	65	0
2	Bank of Baroda	79.95	9.61	12.02	36.38	0.00	0.00	75	0
3	Central Bank of India	19.37	1.90	9.81	19.37	1.90	9.81	0	0
4	Indian Overseas Bank	0.00	0.00	0.00	0.00	0.00	0.00	0	0
5	Punjab National Bank	6.52	1.10	16.87	2.01	0.72	35.82	72	65
6	Punjab & Sind Bank	3.57	0.00	0.00	0.00	0.00	0.00	100	0
7	State Bank of India	1516.00	237.00	15.63	107.00	5.00	4.67	96	100
8	UCO Bank	104.70	0.00	0.00	104.70	0.00	0.00	0	0
9	Vijaya Bank	43.20	0.00	0.00	43.20	0.00	0.00	100	NA
	<b>Total</b>	<b>1789.36</b>	<b>249.61</b>	<b>13.95</b>	<b>312.66</b>	<b>7.62</b>	<b>2.44</b>		
<b>Meghalaya</b>									
1	Bank of Baroda	0.25	0.00	0.00	0.25	0.00	0.00	0	0
2	Central Bank of India	0.31	0.00	0.00	0.31	0.00	0.00	0	0
3	Indian Bank	8.07	0.00	0.00	2.67	0.00	0.00	88	80
4	Indian Overseas Bank	0.00	0.00	0.00	0.00	0.00	0.00	0	0
5	Punjab National Bank	3.99	0.45	11.28	2.20	0.25	11.36	18	46
6	State Bank of India	604.00	64.00	10.60	95.00	3.00	3.16	94	95
7	UCO Bank	22.80	0.00	0.00	22.80	0.00	0.00	0	0
8	Union Bank of India	5.90	0.79	13.39	3.73	0.07	1.88	82	81
	<b>Total</b>	<b>645.32</b>	<b>65.24</b>	<b>10.11</b>	<b>126.96</b>	<b>3.32</b>	<b>2.61</b>		
<b>Mizoram</b>									
1	Bank of Baroda	1.13	0.00	0.00	0.00	0.00	0.00	0	0
2	Central Bank of India	0.26	0.00	0.00	0.26	0.00	0.00	0	0
3	IDBI Bank	0.00	0.00	0.00	0.00	0.00	0.00	0	0
4	State Bank of India	307.00	205.00	66.78	4.00	4.00	100.00	73	70
5	UCO Bank	4.80	0.00	0.00	4.80	0.00	0.00	0	0
6	Vijaya Bank	0.00	0.00	0.00	0.00	0.00	0.00	0	0
	<b>Total</b>	<b>313.19</b>	<b>205.00</b>	<b>65.46</b>	<b>9.06</b>	<b>4.00</b>	<b>44.15</b>		
<b>Nagaland</b>									
1	Allahabad Bank	33.66	0.85	2.53	31.37	0.85	2.71	50	50
2	Bank of Baroda	92.90	5.87	6.32	34.88	4.91	14.08	65	70
3	Bank of India	0.00	0.00	0.00	0.00	0.00	0.00	0	0
4	Central Bank of India	31.05	8.14	26.22	29.06	8.14	28.01	0	0
5	IDBI Bank	0.00	0.00	0.00	0.00	0.00	0.00	0	0

**STATEMENT -VI -A(i) (contd.)**

(Amount ₹ lakh)

Sr. No.	Name of the Bank	NPAs of SHGs against Bank Loan			NPAs of SHGs against Bank Loan under SGSY			% of recovery to demand of Total SHGs (%)	% of recovery to demand of SHGs under SGSY (%)
		Total loans Outstanding against SHGs	Amount of NPAs	NPA as % age to Total loans O/S	Loans outstanding against SHGs under SGSY	Amount of NPAs	NPA as % age to loans O/S against SHGs under SGSY		
6	Indian Bank	1.08	0.00	0.00	0.00	0.00	0.00	0	0
7	Punjab & Sind Bank	0.00	0.00	0.00	0.00	0.00	0.00	0	0
8	State Bank of India	1023.00	151.00	14.76	400.00	42.00	10.50	91	74
9	Syndicate Bank	1.32	0.00	0.00	1.32	0.00	0.00	0	0
10	UCO Bank	24.66	0.15	0.61	16.05	0.14	0.87	37	33
11	Vijaya Bank	21.16	3.28	15.50	21.16	3.28	15.50	40	40
	<b>Total</b>	<b>1228.83</b>	<b>169.29</b>	<b>13.78</b>	<b>533.84</b>	<b>59.32</b>	<b>11.11</b>		
<b>Sikkim</b>									
1	Bank of India	789.07	117.38	14.88	518.83	79.77	15.37	75	43
2	Central Bank of India	135.64	2.06	1.52	135.64	2.06	1.52	81	81
3	Corporation Bank	0.00	0.00	0.00	0.00	0.00	0.00	0	0
4	Indian Overseas Bank	0.00	0.00	0.00	0.00	0.00	0.00	0	0
5	State Bank of India	158.00	10.00	6.33	60.00	5.00	8.33	90	94
	<b>Total</b>	<b>1082.71</b>	<b>129.44</b>	<b>11.96</b>	<b>714.47</b>	<b>86.83</b>	<b>12.15</b>		
<b>Tripura</b>									
1	Bank of Baroda	5.17	0.00	0.00	1.98	0.00	0.00	0	0
2	Central Bank of India	73.49	4.86	6.61	63.09	3.93	6.23	0	0
3	Indian Overseas Bank	0.00	0.00	0.00	0.00	0.00	0.00	0	0
4	State Bank of India	2396.00	131.00	5.47	345.00	4.00	1.16	92	89
5	UCO Bank	310.99	0.00	0.00	310.99	0.00	0.00	0	0
6	Union Bank of India	3.10	0.00	0.00	0.00	0.00	0.00	82	91
7	United Bank of India	2624.96	60.64	2.31	2624.96	57.48	2.19	68	62
8	Vijaya Bank	0.00	0.00	0.00	0.00	0.00	0.00	0	0
	<b>Total</b>	<b>5413.71</b>	<b>196.50</b>	<b>3.63</b>	<b>3346.02</b>	<b>65.41</b>	<b>1.95</b>		
	<b>Total - North Eastern Region</b>	<b>44711.86</b>	<b>3074.01</b>	<b>6.88</b>	<b>29998.38</b>	<b>1245.62</b>	<b>4.15</b>		
<b>EASTERN REGION</b>									
<b>A &amp; N Islands (UT)</b>									
1	Allahabad Bank	2.50	0.00	0.00	0.00	0.00	0.00	100	0
2	Indian Bank	0.00	0.00	0.00	0.00	0.00	0.00	0	0
3	Indian Overseas Bank	0.00	0.00	0.00	0.00	0.00	0.00	0	0
4	State Bank of India	101.00	0.00	0.00	6.00	0.00	0.00	0	0
5	Syndicate Bank	1.25	0.00	0.00	1.25	0.00	0.00	95	95
	<b>Total</b>	<b>104.75</b>	<b>0.00</b>	<b>0.00</b>	<b>7.25</b>	<b>0.00</b>	<b>0.00</b>		
<b>Bihar</b>									
1	Allahabad Bank	7033.57	591.29	8.41	6365.72	540.84	8.50	60	53
2	Bank of Baroda	2342.84	64.22	2.74	1304.22	61.22	4.69	65	65
3	Bank of India	2222.69	399.53	17.98	634.10	248.89	39.25	92	45
4	Canara Bank	2753.89	71.92	2.61	2396.87	71.92	3.00	77	46
5	Central Bank of India	9305.02	210.12	2.26	8743.67	210.12	2.40	63	42
6	Dena Bank	11.00	0.00	0.00	0.00	0.00	0.00	0	0
7	Indian Bank	862.50	82.85	9.61	219.66	30.04	13.68	92	96
8	Indian Overseas Bank	6.00	0.00	0.00	1.00	0.00	0.00	0	0
9	Oriental Bk of Commerce	25.01	0.10	0.40	23.27	0.00	0.00	99	85
10	Punjab National Bank	14816.90	329.13	2.22	12052.06	317.44	2.63	62	61
11	State Bank of India	10011.00	1256.00	12.55	973.00	113.00	11.61	96	84

**STATEMENT -VI -A(i) (contd.)**

(Amount ₹ lakh)

Sr. No.	Name of the Bank	NPAs of SHGs against Bank Loan			NPAs of SHGs against Bank Loan under SGSY			% of recovery to demand of Total SHGs (%)	% of recovery to demand of SHGs under SGSY (%)
		Total loans Outstanding against SHGs	Amount of NPAs	NPA as % age to Total loans O/S	Loans outstanding against SHGs under SGSY	Amount of NPAs	NPA as % age to loans O/S against SHGs under SGSY		
12	Syndicate Bank	280.00	3.00	1.07	212.53	1.00	0.47	97	97
13	UCO Bank	4045.58	202.57	5.01	3658.07	163.19	4.46	0	40
14	Union Bank of India	2368.80	90.44	3.82	1449.14	37.10	2.56	81	83
15	United Bank of India	879.50	28.23	3.21	565.00	7.86	1.39	57	47
	<b>Total</b>	<b>56964.30</b>	<b>3329.40</b>	<b>5.84</b>	<b>38598.31</b>	<b>1802.62</b>	<b>4.67</b>		
<b>Jharkhand</b>									
1	Allahabad Bank	4149.89	175.01	4.22	3350.27	175.01	5.22	55	51
2	Andhra Bank	5.61	4.24	75.58	0.00	0.00	0.00	56	0
3	Bank of Baroda	889.00	55.18	6.21	390.00	18.55	4.76	78	75
4	Bank of India	7490.02	1154.04	15.41	7403.06	1143.64	15.45	69	69
5	Canara Bank	338.07	23.76	7.03	338.07	23.76	7.03	95	95
6	Central Bank of India	578.86	19.57	3.38	578.86	19.57	3.38	62	62
7	Dena Bank	16.03	0.00	0.00	0.00	0.00	0.00	0	0
8	IDBI Bank	0.00	0.00	0.00	0.00	0.00	0.00	0	0
9	Indian Bank	577.80	8.52	1.47	26.85	4.83	17.99	70	90
10	Indian Overseas Bank	0.00	0.00	0.00	0.00	0.00	0.00	0	0
11	Oriental Bank of Commerce	8.74	0.04	0.46	6.04	0.00	0.00	98	98
12	Punjab National Bank	3012.24	0.00	0.00	1666.10	0.00	0.00	86	75
13	Punjab & Sind Bank	10.68	0.01	0.09	1.67	0.00	0.00	40	100
14	State Bank of India	8719.00	539.00	6.18	1583.00	89.00	5.62	40	100
15	Syndicate Bank	84.93	0.00	0.00	82.92	0.00	0.00	99	99
16	UCO Bank	912.00	12.00	1.32	912.00	12.00	1.32	70	70
17	Union Bank of India	230.82	56.45	24.46	114.13	46.21	40.49	89	81
18	United Bank of India	697.47	19.46	2.79	558.36	17.89	3.20	70	61
19	Vijaya Bank	1.31	0.00	0.00	1.31	0.00	0.00	71	71
	<b>Total</b>	<b>27722.47</b>	<b>2067.28</b>	<b>7.46</b>	<b>17012.64</b>	<b>1550.46</b>	<b>9.11</b>		
<b>Odisha</b>									
1	Allahabad Bank	2624.39	114.10	4.35	1218.43	80.91	6.64	68	55
2	Andhra Bank	3150.91	896.60	28.46	1174.28	105.00	8.94	84	68
3	Bank of Baroda	2164.39	1.29	0.06	1075.00	0.58	0.05	65	65
4	Bank of India	2086.03	237.15	11.37	899.21	104.60	11.63	79	69
5	Canara Bank	932.94	6.27	0.67	469.92	6.27	1.33	93	94
6	Central Bank of India	852.84	42.23	4.95	502.64	24.72	4.92	77	76
7	Corporation Bank	12.27	1.54	12.55	0.00	0.00	0.00	99	0
8	Dena Bank	392.00	7.45	1.90	0.00	0.00	0.00	0	0
9	IDBI Bank	0.00	0.00	0.00	0.00	0.00	0.00	0	0
10	Indian Bank	2535.46	99.52	3.93	189.74	49.76	26.23	77	94
11	Indian Overseas Bank	6733.00	135.00	2.01	1279.00	0.00	0.00	0	0
12	Oriental Bank of Commerce	82.39	4.22	5.12	70.80	4.22	5.96	80	80
13	Punjab National Bank	3771.00	156.43	4.15	1785.21	115.43	6.47	85	82
14	Punjab & Sind Bank	0.72	0.00	0.00	0.72	0.00	0.00	100	100
15	State Bank of India	64951.00	14748.00	22.71	19183.00	3595.00	18.74	80	79

**STATEMENT -VI -A (i) (contd.)**

(Amount ₹ lakh)

Sr. No.	Name of the Bank	NPAs of SHGs against Bank Loan			NPAs of SHGs against Bank Loan under SGSY			% of recovery to demand of Total SHGs (%)	% of recovery to demand of SHGs under SGSY (%)
		Total loans Outstanding against SHGs	Amount of NPAs	NPA as % age to Total loans O/S	Loans outstanding against SHGs under SGSY	Amount of NPAs	NPA as % age to loans O/S against SHGs under SGSY		
16	Syndicate Bank	946.78	134.06	14.16	946.78	110.10	11.63	46	42
17	UCO Bank	11205.64	98.00	0.87	4816.00	74.00	1.54	28	27
18	Union Bank of India	988.80	93.54	9.46	108.96	25.84	23.72	91	82
19	United Bank of India	2492.12	35.52	1.43	2395.63	31.83	1.33	64	60
20	Vijaya Bank	101.71	46.95	46.16	101.71	46.95	46.16	58	58
	<b>Total</b>	<b>106024.39</b>	<b>16857.87</b>	<b>15.90</b>	<b>36217.03</b>	<b>4375.21</b>	<b>12.08</b>		
<b>West Bengal</b>									
1	Allahabad Bank	10006.09	171.84	1.72	9168.04	168.10	1.83	52	18
2	Andhra Bank	0.67	0.00	0.00	0.00	0.00	0.00	89	0
3	Bank of Baroda	2669.00	78.00	2.92	290.55	70.00	24.09	65	70
4	Bank of India	6946.69	75.16	1.08	1661.76	68.21	4.10	72	62
5	Bank of Maharashtra	28.58	0.00	0.00	28.58	0.00	0.00	0	0
6	Canara Bank	494.67	1.05	0.21	347.66	0.78	0.22	86	63
7	Central Bank of India	5193.03	22.66	0.44	4936.44	12.36	0.25	83	84
8	Corporation Bank	1.92	0.00	0.00	0.00	0.00	0.00	100	0
9	Dena Bank	1004.00	0.00	0.00	0.00	0.00	0.00	0	0
10	IDBI Bank	0.00	0.00	0.00	0.00	0.00	0.00	0	0
11	Indian Bank	2291.29	1129.42	49.29	1696.55	726.98	42.85	72	92
12	Indian Overseas Bank	572.00	11.00	1.92	109.00	0.00	0.00	0	0
13	Oriental Bank of Commerce	26.66	5.67	21.27	26.66	3.71	13.92	68	68
14	Punjab National Bank	7722.44	241.70	3.13	4013.57	241.70	6.02	82	81
15	Punjab & Sind Bank	0.25	0.00	0.00	0.24	0.00	0.00	100	100
16	State Bank of India	20671.00	1275.00	6.17	2055.00	238.00	11.58	94	90
17	Syndicate Bank	506.58	6.78	1.34	506.58	6.78	1.34	71	71
18	UCO Bank	4283.10	161.52	3.77	3721.94	108.40	2.91	65	60
19	Union Bank of India	1795.18	29.34	1.63	598.55	2.24	0.37	89	79
20	United Bank of India	26147.55	427.94	1.64	24501.86	270.12	1.10	64	58
21	Vijaya Bank	15.40	0.00	0.00	15.40	0.00	0.00	70	70
	<b>Total</b>	<b>90376.10</b>	<b>3637.08</b>	<b>4.02</b>	<b>53678.38</b>	<b>1917.38</b>	<b>3.57</b>		
	<b>Total Eastern Region</b>	<b>281192.01</b>	<b>25891.63</b>	<b>9.21</b>	<b>145513.61</b>	<b>9645.67</b>	<b>6.63</b>		
<b>CENTRAL REGION</b>									
<b>Chhattisgarh</b>									
1	Allahabad Bank	400.54	16.53	4.13	400.15	13.60	3.40	77	78
2	Bank of Baroda	405.30	19.29	4.76	301.82	19.29	6.39	80	78
3	Bank of India	126.15	0.15	0.12	105.45	0.15	0.14	37	37
4	Bank of Maharashtra	120.30	13.64	11.34	120.30	13.64	11.34	75	75
5	Canara Bank	64.01	15.64	24.43	60.32	9.68	16.05	69	65
6	Central Bank of India	1862.50	254.12	13.64	1862.50	254.12	13.64	44	44
7	Corporation Bank	0.10	0.00	0.00	0.08	0.00	0.00	100	100
8	Dena Bank	1011.00	132.92	13.15	0.00	0.00	0.00	0	0
9	IDBI Bank	0.00	0.00	0.00	0.00	0.00	0.00	0	0
10	Indian Bank	79.53	11.27	14.17	37.00	5.24	14.16	60	0

STATEMENT -VI -A(i) (contd.)

(Amount ₹ lakh)

Sr. No.	Name of the Bank	NPAs of SHGs against Bank Loan			NPAs of SHGs against Bank Loan under SGSY			% of recovery to demand of Total SHGs (%)	% of recovery to demand of SHGs under SGSY (%)
		Total loans Outstanding against SHGs	Amount of NPAs	NPA as % age to Total loans O/S	Loans outstanding against SHGs under SGSY	Amount of NPAs	NPA as % age to loans O/S against SHGs under SGSY		
11	Indian Overseas Bank	0.00	0.00	0.00	0.00	0.00	0.00	0	0
12	Oriental Bank of Commerce	31.27	4.48	14.33	31.27	4.48	14.33	80	80
13	Punjab National Bank	1999.98	5.45	0.27	987.14	3.48	0.35	81	88
14	Punjab & Sind Bank	0.00	0.00	0.00	0.00	0.00	0.00	0	0
15	State Bank of India	4160.00	469.00	11.27	1356.00	82.00	6.05	81	63
16	Syndicate Bank	38.53	2.00	5.19	37.70	2.00	5.31	0	0
17	UCO Bank	205.34	17.00	8.28	164.68	0.00	0.00	46	0
18	Union Bank of India	835.01	75.43	9.03	561.09	23.25	4.14	85	88
	<b>Total</b>	<b>11339.56</b>	<b>1036.92</b>	<b>9.14</b>	<b>6025.50</b>	<b>430.93</b>	<b>7.15</b>		
<b>Madhya Pradesh</b>									
1	Allahabad Bank	1681.11	430.06	25.58	1636.11	368.53	22.52	35	38
2	Andhra Bank	2.62	0.00	0.00	0.00	0.00	0.00	89	0
3	Bank of Baroda	1228.64	81.26	6.61	1228.64	81.26	6.61	75	75
4	Bank of India	4282.50	1073.08	25.06	2682.38	738.48	27.53	55	54
5	Bank of Maharashtra	992.27	188.42	18.99	992.27	188.42	18.99	80	80
6	Canara Bank	204.34	41.23	20.18	64.44	19.11	29.66	82	80
7	Central Bank of India	6502.39	495.43	7.62	4402.22	285.31	6.48	57	54
8	Corporation Bank	0.06	0.00	0.00	0.06	0.00	0.00	100	100
9	Dena Bank	65.00	7.89	12.14	NA	NA	NA	NA	NA
10	IDBI Bank	0.00	0.00	0.00	0.00	0.00	0.00	0	0
11	Indian Bank	983.36	20.79	2.11	20.64	8.51	41.23	93	50
12	Indian Overseas Bank	0.00	0.00	0.00	0.00	0.00	0.00	0	0
13	Oriental Bank of Commerce	123.71	83.45	67.46	99.98	80.04	80.06	20	20
14	Punjab National Bank	2231.10	164.78	7.39	2176.85	164.78	7.57	85	76
15	Punjab & Sind Bank	68.61	13.81	20.13	33.62	8.91	26.50	60	55
16	State Bank of Hyderabad	91.00	1.00	1.10	NA	NA	NA	NA	NA
17	State Bank of India	7609.00	2131.00	28.01	1479.00	264.00	17.85	82	61
18	Syndicate Bank	223.42	22.52	10.08	133.69	16.08	12.03	67	34
19	UCO Bank	1117.83	4417.24	395.16	893.51	116.00	12.98	10	19
20	Union Bank of India	1212.65	119.70	9.87	288.41	86.99	30.16	84	80
21	Vijaya Bank	2.53	0.31	12.25	0.00	0.00	0.00	NA	0
	<b>Total</b>	<b>28622.14</b>	<b>9291.97</b>	<b>32.46</b>	<b>16131.82</b>	<b>2426.42</b>	<b>15.04</b>		
<b>Uttar Pradesh</b>									
1	Allahabad Bank	22628.66	1581.74	6.99	17208.52	1118.85	6.50	38	45
2	Bank of Baroda	22842.43	1274.80	5.58	4815.39	737.20	15.31	80	75
3	Bank of India	44440.11	9361.60	21.07	29822.02	8903.03	29.85	52	52
4	Bank of Maharashtra	9.05	3.02	33.37	9.05	3.02	33.37	90	90
5	Canara Bank	695.51	63.52	9.13	551.96	28.50	5.16	94	94
6	Central Bank of India	6125.68	39.75	0.65	4147.31	15.43	0.37	76	71
7	Dena Bank	255.13	10.78	4.23	0.00	0.00	0.00	0	0
8	IDBI Bank	0.00	0.00	0.00	0.00	0.00	0.00	0	0



**STATEMENT -VI -A(i) (contd.)**
**(Amount ₹ lakh)**

Sr. No.	Name of the Bank	NPAs of SHGs against Bank Loan			NPAs of SHGs against Bank Loan under SGSY			% of recovery to demand of Total SHGs (%)	% of recovery to demand of SHGs under SGSY (%)
		Total loans Outstanding against SHGs	Amount of NPAs	NPA as % age to Total loans O/S	Loans outstanding against SHGs under SGSY	Amount of NPAs	NPA as %age to loans O/S against SHGs under SGSY		
9	Indian Bank	213.31	7.56	3.54	27.97	7.19	25.71	89	100
10	Indian Overseas Bank	291.00	6.00	2.06	52.00	0.00	0.00	0	0
11	Oriental Bank of Commerce	513.55	163.38	31.81	381.44	87.17	22.85	36	36
12	Punjab National Bank	15855.79	499.20	3.15	9759.24	433.54	4.44	74	79
13	Punjab & Sind Bank	631.31	17.44	2.76	294.88	7.16	2.43	65	90
14	State Bank of India	8271.00	2226.00	26.91	761.00	233.00	30.62	71	72
15	Syndicate Bank	1677.91	160.06	9.54	1141.00	135.06	11.84	69	61
16	UCO Bank	2093.84	47.00	2.24	1855.78	47.00	2.53	47	46
17	Union Bank of India	9153.90	201.32	2.20	767.96	153.88	20.04	83	85
18	United Bank of India	137.53	0.00	0.00	99.37	0.00	0.00	0	0
19	Vijaya Bank	8.46	0.00	0.00	8.46	0.00	0.00	94	94
	<b>Total</b>	<b>135844.17</b>	<b>15663.17</b>	<b>11.53</b>	<b>71703.35</b>	<b>11910.03</b>	<b>16.61</b>		
<b>Uttarakhand</b>									
1	Allahabad Bank	109.83	0.07	0.06	109.83	0.07	0.06	73	73
2	Andhra Bank	4.32	0.00	0.00	0.00	0.00	0.00	98	60
3	Bank of Baroda	2570.00	21.00	0.82	1624.00	21.00	1.29	65	0
4	Canara Bank	172.45	0.00	0.00	172.45	0.00	0.00	85	85
5	Central Bank of India	157.59	3.61	2.29	96.82	0.41	0.42	73	73
6	Indian Bank	5.19	0.53	10.21	0.53	0.53	100.00	0	0
7	Indian Overseas Bank	0.00	0.00	0.00	0.00	0.00	0.00	0	0
8	Oriental Bk of Commerce	482.38	137.15	28.43	224.39	68.74	30.63	61	61
9	Punjab National Bank	1790.73	12.69	0.71	1488.56	12.69	0.85	81	80
10	Punjab & Sind Bank	29.88	1.36	4.55	12.63	0.49	3.88	84	73
11	State Bank of India	2020.00	141.00	6.98	444.00	7.00	1.58	89	87
12	UCO Bank	66.00	6.00	9.09	66.00	6.00	9.09	46	46
13	Union Bank of India	274.46	22.13	8.06	146.38	15.56	10.63	88	91
14	Vijaya Bank	0.00	0.00	0.00	0.00	0.00	0.00	0	0
	<b>Total</b>	<b>7682.83</b>	<b>345.54</b>	<b>4.50</b>	<b>4385.59</b>	<b>132.49</b>	<b>3.02</b>		
	<b>Total - Central Region</b>	<b>183488.70</b>	<b>26337.60</b>	<b>14.35</b>	<b>98246.26</b>	<b>14899.87</b>	<b>15.17</b>		
<b>WESTERN REGION</b>									
<b>Goa</b>									
1	Bank of India	268.52	2.10	0.78	1.08	0.60	55.56	84	80
2	Bank of Maharashtra	8.60	0.00	0.00	8.60	0.00	0.00	0	0
3	Canara Bank	114.97	0.00	0.00	15.44	0.00	0.00	99	100
4	Central Bank of India	66.91	0.00	0.00	42.23	0.00	0.00	98	100
5	Corporation Bank	82.13	0.00	0.00	32.59	0.00	0.00	100	100
6	Dena Bank	29.50	1.10	3.73	0.00	0.00	0.00	0	0
7	IDBI Bank	0.00	0.00	0	0.00	0.00	0.00	0	0
8	Indian Bank	0.79	0.72	91.14	0.09	0.00	0.00	100	0
9	Indian Overseas Bank	52.00	1.00	1.92	10.00	0.00	0.00	0	0
10	State Bank of India	252.00	1.00	0.40	19.00	1.00	5.26	95	94
11	Syndicate Bank	8.74	0.00	0.00	1.43	0.00	0.00	100	0
12	Union Bank of India	176.86	4.26	2.41	6.51	2.94	45.16	89	80
	<b>Total</b>	<b>1061.02</b>	<b>10.18</b>	<b>0.96</b>	<b>136.97</b>	<b>4.54</b>	<b>3.31</b>		

**STATEMENT -VI -A(i) (contd.)**

(Amount ₹ lakh)

Sr. No.	Name of the Bank	NPAs of SHGs against Bank Loan			NPAs of SHGs against Bank Loan under SGSY			% of recovery to demand of Total SHGs (%)	% of recovery to demand of SHGs under SGSY (%)
		Total loans Outstanding against SHGs	Amount of NPAs	NPA as % age to Total loans O/S	Loans outstanding against SHGs under SGSY	Amount of NPAs	NPA as % age to loans O/S against SHGs under SGSY		
<b>Gujarat</b>									
1	Allahabad Bank	10.21	0.40	3.92	10.21	0.40	3.92	88	88
2	Bank of Baroda	5810.29	185.84	3.20	2239.33	130.19	5.81	55	65
3	Bank of India	884.93	4.17	0.47	619.86	3.93	0.63	82	81
4	Bank of Maharashtra	40.65	0.38	0.93	40.65	0.38	0.93	95	95
5	Canara Bank	64.01	15.64	24.43	0.00	0.00	0.00	69	0
6	Central Bank of India	760.70	23.81	3.13	229.83	8.37	3.64	82	82
7	Corporation Bank	7.26	2.01	27.70	0.00	0.00	0.00	98	0
8	Dena Bank	2427.26	61.39	2.53	0.00	0.00	0.00	0	0
9	IDBI Bank	0.00	0.00	0.00	0.00	0.00	0.00	0	0
10	Indian Bank	415.83	61.54	14.80	27.25	2.74	10.06	100	77
11	Indian Overseas Bank	120.00	2.00	1.67	25.00	0.00	0.00	0	0
12	Oriental Bank of Commerce	1.60	0.14	8.75	1.60	0.14	8.75	89	89
13	Punjab National Bank	140.17	2.34	1.67	47.00	1.23	2.62	92	68
14	State Bank of India	2011.00	164.00	8.16	182.00	9.00	4.95	81	67
15	Syndicate Bank	39.67	5.54	13.97	22.26	5.54	24.89	90	90
16	UCO Bank	57.70	0	0.00	32.12	0.00	0.00	98	98
17	Union Bank of India	395.78	32.48	8.21	71.29	16.57	23.24	79	86
18	Vijaya Bank	10.75	1.14	10.60	6.81	1.10	16.15	83	66
	<b>Total</b>	<b>13197.81</b>	<b>562.82</b>	<b>4.26</b>	<b>3555.21</b>	<b>179.59</b>	<b>5.05</b>		
<b>Maharashtra</b>									
1	Allahabad Bank	435.60	67.00	15.38	435.60	67.00	15.38	69	69
2	Andhra Bank	31.92	1.67	5.23	11.25	0.74	6.58	75	68
3	Bank of Baroda	3788.74	374.78	9.89	1088.49	61.10	5.61	80	60
4	Bank of India	9445.52	756.62	8.01	4901.70	542.73	11.07	81	72
5	Bank of Maharashtra	18377.86	2263.86	12.32	18377.86	2263.86	12.32	90	90
6	Canara Bank	515.42	26.37	5.12	310.60	22.19	7.14	77	77
7	Central Bank of India	14742.74	771.66	5.23	10304.08	660.32	6.41	NA	NA
8	Corporation Bank	110.25	0.00	0.00	48.65	0.00	0.00	98	96
9	Dena Bank	1877.30	169.43	9.03	0.00	0.00	0.00	0	0
10	IDBI Bank	6442.14	133.38	2.07	6394.48	124.58	1.95	NA	NA
11	Indian Bank	1757.40	52.71	3.00	37.82	11.20	29.61	93	85
12	Indian Overseas Bank	388.00	8.00	2.06	81.00	0.00	0.00	0	0
13	Oriental Bank of Commerce	5.80	0.00	0.00	5.30	0.00	0.00	100	93
14	Punjab National Bank	665.05	83.89	12.61	500.53	49.42	9.87	79	65
15	Punjab & Sind Bank	6.38	0.00	0.00	5.65	0.00	0.00	100	100
16	State Bank of Hyderabad	2488.00	112.22	4.51	40.00	2.00	5.00	75	80
17	State Bank of India	17593.00	2487.00	14.14	1687.00	165.00	9.78	95	94
18	State Bank of Mysore	6.50	0.00	0.00	0.00	0.00	0.00	100	0
19	Syndicate Bank	854.49	76.04	8.90	692.27	61.34	8.86	191	191
20	UCO Bank	666.14	0.85	0.13	555.43	0.32	0.06	26	0
21	Union Bank of India	987.00	87.37	8.85	218.01	30.61	14.04	90	83
22	Vijaya Bank	170.09	1.80	1.06	168.90	1.80	1.07	95	91
	<b>Total</b>	<b>81355.34</b>	<b>7474.65</b>	<b>9.19</b>	<b>45864.62</b>	<b>4064.21</b>	<b>8.86</b>		
	<b>Total - Western Region</b>	<b>95614.18</b>	<b>8047.65</b>	<b>8.42</b>	<b>49556.80</b>	<b>4248.34</b>	<b>8.57</b>		

**STATEMENT -VI -A(i) (contd.)**
**(Amount ₹ lakh)**

Sr. No.	Name of the Bank	NPAs of SHGs against Bank Loan			NPAs of SHGs against Bank Loan under SGSY			% of recovery to demand of Total SHGs (%)	% of recovery to demand of SHGs under SGSY (%)
		Total loans Outstanding against SHGs	Amount of NPAs	NPA as % age to Total loans O/S	Loans outstanding against SHGs under SGSY	Amount of NPAs	NPA as % age to loans O/S against SHGs under SGSY		
<b>SOUTHERN REGION</b>									
<b>Andhra Pradesh</b>									
1	Allahabad Bank	3336.87	6.29	0.19	0.45	0.00	0.00	84	77
2	Andhra Bank	287121.00	10781.06	3.75	1582.00	1455.00	91.97	69	61
3	Bank of Baroda	10812.48	224.12	2.07	0.00	0.00	0.00	75	0
4	Bank of India	16172.11	327.13	2.02	0.00	0.00	0.00	91	0
5	Bank of Maharashtra	990.30	29.99	3.03	990.30	29.99	3.03	90	90
6	Canara Bank	39132.59	606.14	1.55	2895.27	5.62	0.19	94	87
7	Central Bank of India	9072.24	586.73	6.47	150.38	32.09	21.34	0	0
8	Corporation Bank	18208.11	458.01	2.52	79.12	21.00	26.54	97	95
9	Dena Bank	682.56	69.74	10.22	0.00	0.00	0.00	0	0
10	IDBI Bank	0.00	0.00	0.00	0.00	0.00	0.00	0	0
11	Indian Bank	80690.91	1315.57	1.63	67.46	22.77	33.75	95	100
12	Indian Overseas Bank	49706.00	994.00	2.00	10786.00	0.00	0.00	0	0
13	Oriental Bank of Commerce	172.67	0.20	0.12	0.00	0.00	0.00	99	85
14	Punjab National Bank	4350.35	89.24	2.05	67.28	0.00	0.00	97	94
15	State Bank of Hyderabad	159056.00	3653.08	2.30	100.00	NA	NA	92	NA
16	State Bank of India	301482.00	14240.00	4.72	208.00	44.00	21.15	85	86
17	State Bank of Mysore	531.34	10.62	2.00	0.00	0.00	0.00	98	0
18	State Bank of Travancore	581.23	1.50	0.26	0.00	0.00	0.00	96	0
19	Syndicate Bank	85903.72	3159.00	3.68	521.22	174.27	33.44	69	39
20	UCO Bank	4587.47	14.11	0.31	113.65	0.00	0.00	97	0
21	Union Bank of India	35063.86	3250.62	9.27	2640.90	78.78	2.98	80	85
22	Vijaya Bank	8901.79	472.04	5.30	2766.68	41.22	1.49	80	78
	<b>Total</b>	<b>1116555.60</b>	<b>40289.19</b>	<b>3.61</b>	<b>22968.71</b>	<b>1904.74</b>	<b>8.29</b>		
<b>Karnataka</b>									
1	Allahabad Bank	240.00	49.76	20.73	96.00	33.44	34.83	12	21
2	Andhra Bank	63.54	1.25	1.97	8.16	0.32	3.92	78	67
3	Bank of Baroda	463.84	22.95	4.95	50.00	0.00	0.00	90	0
4	Bank of India	2390.28	23.30	0.97	720.40	2.20	0.31	99	1
5	Bank of Maharashtra	132.87	13.35	10.05	132.87	13.35	10.05	85	85
6	Canara Bank	21489.37	236.57	1.10	2007.24	52.46	2.61	92	85
7	Central Bank of India	603.10	28.14	4.67	296.73	21.17	7.13	0	0
8	Corporation Bank	6811.02	190.78	2.80	689.28	85.74	12.44	94	86
9	Dena Bank	553.43	43.66	7.89	0.00	0.00	0.00	0	0
10	IDBI Bank	0.00	0.00	0.00	0.00	0.00	0.00	0	0
11	Indian Bank	3018.70	128.02	4.24	44.12	12.87	29.17	85	71
12	Indian Overseas Bank	3125.00	63.00	2.02	678.00	0.00	0.00	0	0
13	Oriental Bank of Commerce	100.78	0.00	0.00	2.96	0.00	0.00	100	90
14	Punjab National Bank	303.00	0.56	0.18	102.56	0.00	0.00	76	79
15	Punjab & Sind Bank	2.98	0.00	0.00	2.98	0.00	0.00	100	100
16	State Bank of Hyderabad	599.00	27.00	4.51	18.00	1.00	5.56	80	75

**STATEMENT -VI -A(i) (contd.)**

(Amount ₹ lakh)

Sr. No.	Name of the Bank	NPAs of SHGs against Bank Loan			NPAs of SHGs against Bank Loan under SGSY			% of recovery to demand of Total SHGs (%)	% of recovery to demand of SHGs under SGSY (%)
		Total loans Outstanding against SHGs	Amount of NPAs	NPA as % age to Total loans O/S	Loans outstanding against SHGs under SGSY	Amount of NPAs	NPA as %age to loans O/S against SHGs under SGSY		
17	State Bank of India	13653.00	1875.00	13.73	221.00	31.00	14.03	88	73
18	State Bank of Mysore	66576.60	798.92	1.20	1997.30	39.95	2.00	98	98
19	State Bank of Travancore	1288.74	0.00	0.00	0.00	0.00	0.00	100	0
20	Syndicate Bank	14627.60	498.85	3.41	2243.98	102.83	4.58	84	91
21	UCO Bank	366.36	0.00	0.00	34.99	0.00	0.00	94	84
22	Union Bank of India	9129.03	521.00	5.71	248.98	26.58	10.68	81	90
23	Vijaya Bank	9197.49	493.27	5.36	1380.02	113.27	8.21	84	81
	<b>Total</b>	<b>154735.73</b>	<b>5015.38</b>	<b>3.24</b>	<b>10975.57</b>	<b>536.18</b>	<b>4.89</b>		
<b>Kerala</b>									
1	Allahabad Bank	15.00	0.00	0.00	0.00	0.00	0.00	60	0
2	Andhra Bank	33.95	12.22	35.99	11.72	0.78	6.66	71	68
3	Bank of Baroda	880.46	0.00	0.00	0.00	0.00	0.00	0	0
4	Bank of India	7040.80	50.12	0.71	4529.40	13.80	0.30	90	90
5	Bank of Maharashtra	8.80	0.00	0.00	8.80	0.00	0.00	0	0
6	Canara Bank	13083.06	595.08	4.55	1059.20	41.41	3.91	88	92
7	Central Bank of India	25424.84	7654.03	30.10	10142.54	2288.00	22.56	45	55
8	Corporation Bank	2002.94	357.10	17.83	346.94	98.78	28.47	96	94
9	Dena Bank	45.00	10.89	24.20	0.00	0.00	0.00	0	0
10	IDBI Bank	2139.00	0.00	0.00	0.00	0.00	0.00	100	0
11	Indian Bank	10242.43	589.96	5.76	335.51	53.82	16.04	90	84
12	Indian Overseas Bank	8197.00	164.00	2.00	1721.00	0.00	0.00	0	0
13	Oriental Bank of Commerce	24.79	0.00	0.00	0.00	0.00	0.00	100	92
14	Punjab National Bank	8410.58	117.85	1.40	5718.77	71.79	1.26	87	80
15	Punjab & Sind Bank	0.00	0.00	0.00	0.00	0.00	0.00	0	0
16	State Bank of India	7550.00	1480.00	19.60	372.00	48.00	12.90	81	90
17	State Bank of Mysore	19.26	0.96	4.98	0.00	0.00	0.00	95	0
18	State Bank of Travancore	16537.30	1229.41	7.43	4400.13	201.09	4.57	90	91
19	Syndicate Bank	3337.50	37.00	1.11	402.00	18.70	4.65	89	88
20	UCO Bank	339.00	0.00	0.00	36.00	0.00	0.00	97	98
21	Union Bank of India	10889.47	856.65	7.87	663.28	123.16	18.57	85	83
22	Vijaya Bank	1377.58	63.90	4.64	80.65	5.00	6.20	95	80
	<b>Total</b>	<b>117598.76</b>	<b>13219.17</b>	<b>11.24</b>	<b>29827.94</b>	<b>2964.33</b>	<b>9.94</b>		
<b>Lakshadweep</b>									
1	Syndicate Bank	12.10	0.00	0.00	0.18	0.00	0.00	100	100
	<b>Total</b>	<b>12.10</b>	<b>0.00</b>	<b>0.00</b>	<b>0.18</b>	<b>0.00</b>	<b>0.00</b>		
<b>Puducherry</b>									
1	Andhra Bank	124.67	8.09	6.49	8.20	0.68	8.29	70	65
2	Bank of India	76.09	6.69	8.79	9.57	1.68	17.55	91	72
3	Indian Bank	4792.43	266.58	5.56	44.27	6.75	15.25	92	100
4	Indian Overseas Bank	5967.00	521.00	8.73	1295.00	0.00	0.00	0	0
5	State Bank of India	935.00	260.00	27.81	27.00	0.00	0.00	74	65
6	Syndicate Bank	26.49	0.00	0.00	25.78	0.00	0.00	95	95
7	Vijaya Bank	199.72	4.46	2.23	59.30	0.00	0.00	94	NA
	<b>Total</b>	<b>12121.40</b>	<b>1066.82</b>	<b>8.80</b>	<b>1469.12</b>	<b>9.11</b>	<b>0.62</b>		

**STATEMENT -VI -(A-i) (contd.)**
**(Amount ₹ lakh)**

Sr. No.	Name of the Bank	NPAs of SHGs against Bank Loan			NPAs of SHGs against Bank Loan under SGSY			% of recovery to demand of Total SHGs (%)	% of recovery to demand of SHGs under SGSY (%)
		Total loans Outstanding against SHGs	Amount of NPAs	NPA as % age to Total loans O/S	Loans outstanding against SHGs under SGSY	Amount of NPAs	NPA as %age to loans O/S against SHGs under SGSY		
<b>Tamil Nadu</b>									
1	Allahabad Bank	97.36	2.05	2.11	97.36	2.05	2.11	99	99
2	Andhra Bank	602.79	83.50	13.85	138.65	2.40	1.73	71	70
3	Bank of Baroda	8236.69	118.46	1.44	742.30	3.20	0.43	55	55
4	Bank of India	5784.46	310.98	5.38	1756.21	257.09	14.64	88	79
5	Bank of Maharashtra	82.79	3.24	3.91	82.79	3.24	3.91	90	90
6	Canara Bank	34551.54	494.41	1.43	10859.38	329.54	3.03	84	83
7	Central Bank of India	20802.15	6262.46	30.10	8298.35	1872.00	22.56	83	37
8	Corporation Bank	1481.15	205.61	13.88	141.15	99.60	70.56	80	80
9	Dena Bank	292.00	15.00	5.14	0.00	0.00	0.00	0	0
10	IDBI Bank	127.56	0.00	0.00	0.00	0.00	0.00	0	0
11	Indian Bank	119122.83	6353.14	5.33	6822.91	575.55	8.44	95	95
12	Indian Overseas Bank	65148.00	2303.00	3.54	14173.00	0.00	0.00	0	0
13	Oriental Bank of Commerce	119.01	10.90	9.16	9.38	1.56	16.63	85	85
14	Punjab National Bank	2845.93	397.29	13.96	2845.93	15.43	0.54	76	77
15	State Bank of India	73812.00	11978.00	16.23	1507.00	151.00	10.02	92	95
16	State Bank of Mysore	838.77	159.36	19.00	41.94	10.48	24.99	81	75
17	State Bank of Travancore	2952.34	185.93	6.30	539.08	20.46	3.80	94	92
18	Syndicate Bank	13109.88	250.59	1.91	1366.59	22.22	1.63	38	38
19	UCO Bank	2788.52	100.89	3.62	2230.80	41.37	1.85	90	0
20	Union Bank of India	2284.51	167.91	7.35	1142.28	30.21	2.64	81	85
21	United Bank of India	101.83	0.00	0.00	0.00	0.00	0.00	0	0
22	Vijaya Bank	8305.77	1101.13	13.26	6167.24	482.78	7.83	72	72
	<b>Total</b>	<b>363487.88</b>	<b>30503.85</b>	<b>8.39</b>	<b>58962.34</b>	<b>3920.18</b>	<b>6.65</b>		
	<b>Total - Southern Region</b>	<b>1764511.47</b>	<b>90094.41</b>	<b>5.11</b>	<b>124203.86</b>	<b>9334.54</b>	<b>7.52</b>		
	<b>Grand Total - All India Public Sec. Com. Banks</b>	<b>2440657.35</b>	<b>158104.83</b>	<b>6.48</b>	<b>477049.30</b>	<b>41723.92</b>	<b>8.75</b>		

**STATEMENT -VI -A(ii)**
**Progress under Microfinance - NPAs against Bank loans to SHGs and Recovery Performance of Private Sector Commercial Banks as on 31 March 2012**

(Amount ₹ lakh)

Sr. No.	Name of the Bank	NPAs of SHGs against Bank Loan			NPAs of SHGs against Bank Loan under SGSY			% of recovery to demand of Total SHGs (%)	% of recovery to demand of SHGs under SGSY (%)
		Total loans Outstanding against SHGs	Amount of NPAs	NPA as % age to Total loans O/S	Loans outstanding against SHGs under SGSY	Amount of NPAs	NPA as %age to loans O/S against SHGs under SGSY		
<b>NORTHERN REGION</b>									
<b>Haryana</b>									
1	HDFC Bank	0.00	0.00	0.00	0.00	0.00	0.00	0	0
	<b>Total</b>	<b>0.00</b>	<b>0.00</b>	<b>0.00</b>	<b>0.00</b>	<b>0.00</b>	<b>0.00</b>		
<b>Jammu &amp; Kashmir</b>									
1	HDFC Bank	0.00	0.00	0.00	0.00	0.00	0.00	0	0
2	Jammu & Kashmir Bank	457.77	1.21	0.26	440.50	0.00	0.00	80	NA
	<b>Total</b>	<b>457.77</b>	<b>1.21</b>	<b>0.26</b>	<b>440.50</b>	<b>0.00</b>	<b>0.00</b>		
<b>New Delhi</b>									
1	HDFC Bank	0.00	0.00	0.00	0.00	0.00	0.00	0	0
	<b>Total</b>	<b>0.00</b>	<b>0.00</b>	<b>0.00</b>	<b>0.00</b>	<b>0.00</b>	<b>0.00</b>		
<b>Punjab</b>									
1	Capital Local Area Bank	0.26	0.00	0.00	0.00	0.00	0.00	NA	NA
2	HDFC Bank	0.00	0.00	0.00	0.00	0.00	0.00	0	0
	<b>Total</b>	<b>0.26</b>	<b>0.00</b>	<b>0.00</b>	<b>0.00</b>	<b>0.00</b>	<b>0.00</b>		
<b>Rajasthan</b>									
1	HDFC Bank	11.63	0.00	0.00	0.00	0.00	0.00	100	NA
2	ICICI Bank	1087.01	99.78	9.18	332.02	99.78	30.05	98	57
	<b>Total</b>	<b>1098.64</b>	<b>99.78</b>	<b>9.08</b>	<b>332.02</b>	<b>99.78</b>	<b>30.05</b>		
	<b>Total - Northern Region</b>	<b>1556.67</b>	<b>100.99</b>	<b>6.49</b>	<b>772.52</b>	<b>99.78</b>	<b>12.92</b>		
<b>NORTH EASTERN REGION</b>									
<b>Assam</b>									
1	Axis Bank	1.69	0.00	0.00	1.69	0.00	0.00	100	100
2	HDFC Bank	0.00	0.00	0.00	0.00	0.00	0.00	0	0
	<b>Total</b>	<b>1.69</b>	<b>0.00</b>	<b>0.00</b>	<b>1.69</b>	<b>0.00</b>	<b>0.00</b>		
<b>Nagaland</b>									
1	ICICI Bank	0.00	0.00	0.00	0.00	0.00	0.00	0	0
	<b>Total</b>	<b>0.00</b>	<b>0.00</b>	<b>0.00</b>	<b>0.00</b>	<b>0.00</b>	<b>0.00</b>		
<b>Sikkim</b>									
1	AXIS Bank	1.21	0.00	0.00	1.21	0.00	0.00	100	100
	<b>Total</b>	<b>1.21</b>	<b>0.00</b>	<b>0.00</b>	<b>1.21</b>	<b>0.00</b>	<b>0.00</b>		
	<b>Total - North Eastern Region</b>	<b>2.90</b>	<b>0.00</b>	<b>0.00</b>	<b>2.90</b>	<b>0.00</b>	<b>0.00</b>		
<b>EASTERN REGION</b>									
<b>Bihar</b>									
1	HDFC Bank	0.00	0.00	0.00	0.00	0.00	0.00	0	0
	<b>Total</b>	<b>0.00</b>	<b>0.00</b>	<b>0.00</b>	<b>0.00</b>	<b>0.00</b>	<b>0.00</b>		
<b>Jharkhand</b>									
1	HDFC Bank	0.00	0.00	0.00	0.00	0.00	0.00	0	0
	<b>Total</b>	<b>0.00</b>	<b>0.00</b>	<b>0.00</b>	<b>0.00</b>	<b>0.00</b>	<b>0.00</b>		
<b>Odisha</b>									
1	AXIS Bank	9.18	1.90	20.74	9.18	1.90	20.74	100	100
2	HDFC Bank	0.00	0.00	0.00	0.00	0.00	0.00	0	0
3	ICICI Bank	0.00	0.00	0.00	0.00	0.00	0.00	0	0
	<b>Total</b>	<b>9.18</b>	<b>1.90</b>	<b>20.74</b>	<b>9.18</b>	<b>1.90</b>	<b>20.74</b>		

**STATEMENT -VI -A(ii) (contd.)**

(Amount ₹ lakh)

Sr. No.	Name of the Bank	NPAs of SHGs against Bank Loan			NPAs of SHGs against Bank Loan under SGSY			% of recovery to demand of Total SHGs (%)	% of recovery to demand of SHGs under SGSY (%)
		Total loans Outstanding against SHGs	Amount of NPAs	NPA as % age to Total loans O/S	Loans outstanding against SHGs under SGSY	Amount of NPAs	NPA as %age to loans O/S against SHGs under SGSY		
<b>West Bengal</b>									
1	HDFC Bank	0.00	0.00	0.00	0.00	0.00	0.00	0	0
2	Karnataka Bank	3.32	0.00	0.00	3.32	0.00	0.00	100	100
	<b>Total</b>	<b>3.32</b>	<b>0.00</b>	<b>0.00</b>	<b>3.32</b>	<b>0.00</b>	<b>0.00</b>		
	<b>Total - Eastern Region</b>	<b>12.50</b>	<b>1.90</b>	<b>15.23</b>	<b>12.50</b>	<b>1.90</b>	<b>15.23</b>		
<b>CENTRAL REGION</b>									
<b>Chhattisgarh</b>									
1	AXIS Bank	17.16	13.60	79.24	17.16	13.60	79.26	100	100
2	HDFC Bank	0.00	0.00	0.00	0.00	0.00	0.00	0	0
	<b>Total</b>	<b>17.16</b>	<b>13.60</b>	<b>79.24</b>	<b>17.16</b>	<b>13.60</b>	<b>79.26</b>		
<b>Madhya Pradesh</b>									
1	AXIS Bank	4.89	0.00	0.00	4.89	0.00	0.00	100	100
2	HDFC Bank	0.00	0.00	0.00	0.00	0.00	0.00	0	
3	ICICI Bank	76.48	2.21	2.89	2.55	0.00	0.00	97	42
	<b>Total</b>	<b>81.37</b>	<b>2.21</b>	<b>2.72</b>	<b>7.44</b>	<b>0.00</b>	<b>0.00</b>		
<b>Uttar Pradesh</b>									
1	HDFC Bank	0.54	0.00	0.00	0.00	0.00	0.00	100	0
	<b>Total</b>	<b>0.54</b>	<b>0.00</b>	<b>0.00</b>	<b>0.00</b>	<b>0.00</b>	<b>0.00</b>		
<b>Uttarakhand</b>									
1	HDFC Bank	0.00	0.00	0.00	0.00	0.00	0.00	0	0
2	Nainital Bank	349.29	30.44	8.71	213.84	30.44	14.23	NA	82
	<b>Total</b>	<b>349.29</b>	<b>30.44</b>	<b>8.71</b>	<b>213.84</b>	<b>30.44</b>	<b>14.23</b>		
	<b>Total - Central Region</b>	<b>448.36</b>	<b>46.25</b>	<b>10.31</b>	<b>238.43</b>	<b>44.04</b>	<b>18.47</b>		
<b>WESTERN REGION</b>									
<b>Goa</b>									
1	HDFC Bank	10.17	0.00	0.00	0.00	0.00	0.00	100	NA
	<b>Total</b>	<b>10.17</b>	<b>0.00</b>	<b>0.00</b>	<b>0.00</b>	<b>0.00</b>	<b>0.00</b>		
<b>Gujarat</b>									
1	City Union Bank	0.00	0.00	0.00	0.00	0.00	0.00	0	0
2	HDFC Bank	20.19	0.00	0.00	0.00	0.00	0.00	100	0
3	ICICI Bank	36.30	0.00	0.00	0.00	0.00	0.00	NA	NA
	<b>Total</b>	<b>56.49</b>	<b>0.00</b>	<b>0.00</b>	<b>0.00</b>	<b>0.00</b>	<b>0.00</b>		
<b>Maharashtra</b>									
1	AXIS Bank	2.42	0.71	29.47	2.42	0.71	29.47	100	100
2	HDFC Bank	259.88	0.00	0.00	0.00	0.00	0.00	100	NA
3	ICICI Bank	929.27	9.93	1.07	24.72	9.76	39.48	100	27
4	Karnataka Bank	0.00	0.00	0.00	0.00	0.00	0.00	0	0
5	Ratnakar Bank	73.83	4.57	6.19	9.47	2.65	27.98	NA	NA
6	Tamilnad Mercantile Bank	0.00	0.00	0.00	0.00	0.00	0.00	0	0
	<b>Total</b>	<b>1265.40</b>	<b>15.21</b>	<b>1.20</b>	<b>36.61</b>	<b>13.12</b>	<b>35.85</b>		
	<b>Total Western Region</b>	<b>1332.06</b>	<b>15.21</b>	<b>1.14</b>	<b>36.61</b>	<b>13.12</b>	<b>35.85</b>		

**STATEMENT -VI -A(ii) (contd.)**

(Amount ₹ lakh)

Sr. No.	Name of the Bank	NPAs of SHGs against Bank Loan			NPAs of SHGs against Bank Loan under SGSY			% of recovery to demand of Total SHGs (%)	% of recovery to demand of SHGs under SGSY (%)
		Total loans Outstanding against SHGs	Amount of NPAs	NPA as % age to Total loans O/S	Loans outstanding against SHGs under SGSY	Amount of NPAs	NPA as %age to loans O/S against SHGs under SGSY		
<b>SOUTHERN REGION</b>									
<b>Andhra Pradesh</b>									
1	AXIS Bank	1.50	0.00	0.00	0.00	0.00	0.00	93	NA
2	City Union Bank	605.71	0.15	0.02	0.00	0.00	0.00	100	NA
3	HDFC Bank	53.22	46.17	86.75	0.00	0.00	0.00	90	NA
4	ICICI Bank	19.70	NA	NA	0.00	0.00	0.00	NA	NA
5	Karnataka Bank	239.09	17.23	7.21	0.00	0.00	0.00	65	NA
	<b>Total</b>	<b>919.22</b>	<b>63.55</b>	<b>6.91</b>	<b>0.00</b>	<b>0.00</b>	<b>0.00</b>		
<b>Karnataka</b>									
1	AXIS Bank	2.04	0.00	0.00	2.04	0.00	0.00	100	100
2	City Union Bank	14.31	0.00	0.00	6.33	0.00	0.00	100	100
3	HDFC Bank	4732.89	7.00	0.15	0.00	0.00	0.00	99	NA
4	ICICI Bank	66.40	0.00	0.00	0.00	0.00	0.00	NA	NA
5	ING-Vysya Bank	82620.00	2146.82	2.60	5623.84	1766.79	31.42	NA	NA
6	Karnataka Bank	1289.48	18.50	1.43	451.42	3.52	0.78	84	85
7	KSB Bank	11.64	0.79	6.79	0.00	0.00	0.00	97	NA
8	Tamilnad Mercantile Bank	2.45	0.00	0.00	0.00	0.00	0.00	100	NA
	<b>Total</b>	<b>88739.21</b>	<b>2173.11</b>	<b>2.45</b>	<b>6083.63</b>	<b>1770.31</b>	<b>29.10</b>		
<b>Kerala</b>									
1	Catholic Syrian Bank	219.50	10.00	4.56	188.45	8.95	4.75	80	72
2	City Union Bank	65.52	0.22	0.34	0.00	0.00	0.00	100	NA
3	Dhanalakshmi Bank	16154.96	1315.66	8.14	3880.68	632.22	16.29	80	45
4	Federal Bank	4156.37	227.65	5.48	991.31	69.75	7.04	0	0
5	HDFC Bank	2185.74	0.33	0.02	0.00	0.00	0.00	99	NA
6	South Indian Bank	995.49	49.61	4.98	333.49	10.97	3.29	75	56
7	Tamilnad Mercantile Bank	62.79	0.00	0.00	15.47	0.00	0.00	100	100
	<b>Total</b>	<b>23840.37</b>	<b>1603.47</b>	<b>6.73</b>	<b>5409.40</b>	<b>721.89</b>	<b>13.35</b>		
<b>Puducherry</b>									
1	City Union Bank	0.58	0.00	0.00	0.00	0.00	0.00	100	NA
2	Tamilnad Mercantile Bank	0.00	0.00	0.00	0.00	0.00	0.00	0	0
	<b>Total</b>	<b>0.58</b>	<b>0.00</b>	<b>0.00</b>	<b>0.00</b>	<b>0.00</b>	<b>0.00</b>		
<b>Tamil Nadu</b>									
1	City Union Bank	1239.73	321.90	25.97	435.71	123.54	28.35	26	28
2	HDFC Bank	13647.40	63.86	0.47	0.00	0.00	0.00	98	NA
3	ICICI Bank	6692.00	2236.34	33.42	22.21	0.00	0.00	100	NA
4	Tamilnad Mercantile Bank	1940.51	810.14	41.75	288.43	95.97	33.27	35	21
	<b>Total</b>	<b>23519.64</b>	<b>3432.24</b>	<b>14.59</b>	<b>746.35</b>	<b>219.51</b>	<b>29.41</b>		
	<b>Total Southern Region</b>	<b>137019.02</b>	<b>7272.37</b>	<b>5.31</b>	<b>12239.38</b>	<b>2711.71</b>	<b>22.16</b>		
	<b>Total - all Private Sector Com. Banks</b>	<b>140371.51</b>	<b>7436.73</b>	<b>5.30</b>	<b>13302.34</b>	<b>2870.56</b>	<b>21.58</b>		
	<b>Total - All India Public Sector Com. Banks</b>	<b>2440657.35</b>	<b>158104.83</b>	<b>6.48</b>	<b>477049.30</b>	<b>41723.92</b>	<b>8.75</b>		
	<b>Grand Total all Commercial Banks</b>	<b>2581028.87</b>	<b>165541.56</b>	<b>6.41</b>	<b>490351.65</b>	<b>44594.48</b>	<b>9.09</b>		



**STATEMENT -VI -(B)**
**Progress under Microfinance - NPAs against Bank loans to SHGs  
and Recovery Performance of Regional Rural Banks as on 31 March 2012**

(Amount ₹ lakh)

Sr. No.	Name of the Bank	NPAs of SHGs against Bank Loan			NPAs of SHGs against Bank Loan under SGSY			% of recovery to demand of Total SHGs (%)	% of recovery to demand of SHGs under SGSY (%)
		Total loans Outstanding against SHGs	Amount of NPAs	NPA as % age to Total loans O/S	Loans outstanding against SHGs under SGSY	Amount of NPAs	NPA as % age to loans O/S against SHGs under SGSY		
<b>NORTHERN REGION</b>									
<b>Haryana</b>									
1	Gurgaon Gramin Bank	3673.97	8.05	0.22	2030.23	5.36	0.26	100	100
2	Haryana Gramin Bank	3651.44	64.94	1.78	2174.84	15.11	0.69	81	81
	<b>Total</b>	<b>7325.41</b>	<b>72.99</b>	<b>1.00</b>	<b>4205.07</b>	<b>20.47</b>	<b>0.49</b>		
<b>Himachal Pradesh</b>									
1	Himachal Gramin Bank	1665.28	58.34	3.50	441.69	13.53	3.06	83	86
2	Parvatiya Gramin Bank	595.25	10.29	1.73	239.51	6.18	2.58	90	89
	<b>Total</b>	<b>2260.53</b>	<b>68.63</b>	<b>3.04</b>	<b>681.20</b>	<b>19.71</b>	<b>2.89</b>		
<b>Jammu &amp; Kashmir</b>									
1	Ellaquai Dehati Bank	209.68	0.00	0.00	46.57	0.00	0.00	100	100
2	Jammu and Kashmir Gramin Bank	283.00	0.00	0.00	283.00	0.00	0.00	100	100
	<b>Total</b>	<b>492.68</b>	<b>0.00</b>	<b>0.00</b>	<b>329.57</b>	<b>0.00</b>	<b>0.00</b>		
<b>Punjab</b>									
1	Malwa KGB	319.03	9.33	2.92	200.03	8.85	4.42	76	70
2	Punjab Gramin Bank	1194.73	0.00	0.00	399.32	0.00	0.00	0	0
3	Sutlej Gramin Bank	73.72	5.85	7.94	73.72	5.85	7.94	97	87
	<b>Total</b>	<b>1587.48</b>	<b>15.18</b>	<b>0.96</b>	<b>673.07</b>	<b>14.70</b>	<b>2.18</b>		
<b>Rajasthan</b>									
1	Baroda Rajasthan Gramin Bank	4290.10	117.49	2.74	3279.66	68.60	2.09	0	0
2	Hadoti KGB	1110.02	104.71	9.43	0.00	0.00	0.00	78	0
3	Jaipur Thar Gramin Bank	1791.32	88.15	4.92	1132.07	12.33	1.09	96	68
4	Mewar Aanchalik GB	865.08	0.00	0.00	582.05	0.00	0.00	0	0
5	MGB Grameen Bank	2599.03	0.00	0.00	1194.79	0.00	0.00	0	0
6	Rajasthan Gramin Bank	3011.61	150.36	4.99	998.38	29.46	2.95	65	43
	<b>Total</b>	<b>13667.16</b>	<b>460.71</b>	<b>3.37</b>	<b>7186.95</b>	<b>110.39</b>	<b>1.54</b>		
	<b>Total - Northern Region</b>	<b>25333.26</b>	<b>617.51</b>	<b>2.44</b>	<b>13075.86</b>	<b>165.27</b>	<b>1.26</b>		
<b>NORTH EASTERN REGION</b>									
<b>Assam</b>									
1	Assam Gramin Vikash Bank	21974.88	280.03	1.27	17903.20	249.03	1.39	72	71
2	Langpi Dehangi Rural Bank	2130.22	85.29	4.00	1828.72	51.51	2.82	59	0
	<b>Total</b>	<b>24105.10</b>	<b>365.32</b>	<b>1.52</b>	<b>19731.92</b>	<b>300.54</b>	<b>1.52</b>		
<b>Arunachal Pradesh</b>									
1	Arunachal Pradesh Rural Bank	67.24	0.00	0.00	21.74	0.00	0.00	NA	NA
	<b>Total</b>	<b>67.24</b>	<b>0.00</b>	<b>0.00</b>	<b>21.74</b>	<b>0.00</b>	<b>0.00</b>		
<b>Manipur</b>									
1	Manipur RB	504.77	222.31	44.04	46.00	2.00	4.35	44	84
	<b>Total</b>	<b>504.77</b>	<b>222.31</b>	<b>44.04</b>	<b>46.00</b>	<b>2.00</b>	<b>4.35</b>	<b>44</b>	<b>84</b>

**STATEMENT -VI -(B) (contd.)**

(Amount ₹ lakh)

Sr. No.	Name of the Bank	NPAs of SHGs against Bank Loan			NPAs of SHGs against Bank Loan under SGSY			% of recovery to demand of Total SHGs (%)	% of recovery to demand of SHGs under SGSY (%)
		Total loans Outstanding against SHGs	Amount of NPAs	NPA as % age to Total loans O/S	Loans outstanding against SHGs under SGSY	Amount of NPAs	NPA as % age to loans O/S against SHGs under SGSY		
<b>Meghalaya</b>									
1	Meghalaya Rural Bank	499.62	366.23	73.30	485.11	360.71	74.36	NA	NA
	<b>Total</b>	<b>499.62</b>	<b>366.23</b>	<b>73.30</b>	<b>485.11</b>	<b>360.71</b>	<b>74.36</b>		
<b>Mizoram</b>									
1	Mizoram Rural Bank	3651.64	NA	0.00	726.35	83.86	11.55	NA	NA
	<b>Total</b>	<b>3651.64</b>		<b>0.00</b>	<b>726.35</b>	<b>83.86</b>	<b>11.55</b>		
<b>Nagaland</b>									
1	Nagaland Rural Bank	162.94	3.48	2.14	0.00	0.00	0.00	0	0
	<b>Total</b>	<b>162.94</b>	<b>3.48</b>	<b>2.14</b>	<b>0.00</b>	<b>0.00</b>	<b>0.00</b>		
<b>Tripura</b>									
1	Tripura Gramin Bank	17450.96	428.00	2.45	6398.62	157.00	2.45	39	35
	<b>Total</b>	<b>17450.96</b>	<b>428.00</b>	<b>2.45</b>	<b>6398.62</b>	<b>157.00</b>	<b>2.45</b>	<b>39</b>	<b>35</b>
	<b>Total - North Eastern Region</b>	<b>46442.27</b>	<b>1385.34</b>	<b>2.98</b>	<b>27409.74</b>	<b>904.11</b>	<b>3.30</b>		
<b>EASTERN REGION</b>									
<b>Bihar</b>									
1	Bihar Khsetriya Gramin Bank	4540.85	318.68	7.02	1396.35	194.15	13.90	75	77
2	Madhya Bihar Gramin Bank	22698.03	1211.12	5.34	20610.36	832.10	4.04	95	85
3	Samastipur KGB	1941.03	310.88	16.02	946.98	274.70	29.01	84	71
4	Uttar Bihar Gramin Bank	17927.13	1256.55	7.01	15160.21	963.43	6.35	70	63
	<b>Total</b>	<b>47107.04</b>	<b>3097.23</b>	<b>6.57</b>	<b>38113.90</b>	<b>2264.38</b>	<b>5.94</b>		
<b>Jharkhand</b>									
1	Jharkhand Gramin Bank	3529.22	403.16	11.42	2057.68	324.03	15.75	89	89
2	Vananchal Gramin Bank	4704.26	283.19	6.02	4146.75	255.02	6.15	NA	NA
	<b>Total</b>	<b>8233.48</b>	<b>686.35</b>	<b>8.34</b>	<b>6204.43</b>	<b>579.05</b>	<b>9.33</b>		
<b>Odisha</b>									
1	Kalinga Gramya Bank	17787.64	189.00	1.06	6323.64	0.00	0.00	89	76
2	Neelachal Gramya Bank	4818.85	180.07	3.74	3274.15	180.07	5.50	97	87
3	Rushikulya Gramya Bank	4064.09	8.10	0.20	1234.10	3.00	0.24	60	40
4	Utkal Gramya Bank	18489.75	967.10	5.23	17057.91	0.00	0.00	79	55
	<b>Total</b>	<b>45160.33</b>	<b>1344.27</b>	<b>2.98</b>	<b>27889.80</b>	<b>183.07</b>	<b>0.66</b>		
<b>West Bengal</b>									
1	Bangiya Gramin Vikash Bank	38168.62	201.34	0.53	30537.53	289.29	0.95	98	96
2	Paschim Banga Gramin Bank	13273.00	710.00	5.35	6283.00	402.00	6.40	79	70
3	Uttarbanga Kshetriya Gramin Bank	5914.73	236.00	3.99	4681.60	187.26	4.00	96	93
	<b>Total</b>	<b>57356.35</b>	<b>1147.34</b>	<b>2.00</b>	<b>41502.13</b>	<b>878.55</b>	<b>2.12</b>		
	<b>Total - Eastern Region</b>	<b>157857.20</b>	<b>6275.19</b>	<b>3.98</b>	<b>113710.26</b>	<b>3905.05</b>	<b>3.43</b>		

**STATEMENT -VI -(B) (contd.)**

(Amount ₹ lakh)

Sr. No.	Name of the Bank	NPAs of SHGs against Bank Loan			NPAs of SHGs against Bank Loan under SGSY			% of recovery to demand of Total SHGs (%)	% of recovery to demand of SHGs under SGSY (%)
		Total loans Outstanding against SHGs	Amount of NPAs	NPA as % age to Total loans O/S	Loans outstanding against SHGs under SGSY	Amount of NPAs	NPA as % age to loans O/S against SHGs under SGSY		
<b>CENTRAL REGION</b>									
<b>Chhattisgarh</b>									
1	Chhattisgarh Gramin Bank Raipur	5402.89	0.00	0.00	1999.07	0.00	0.00	0	0
2	Durg Rajnandgaon Gramin Bank	958.00	0.00	0.00	261.25	0.00	0.00	NA	NA
3	Surguja Kshetriya Gramin Bank	1657.15	0.00	0.00	1276.00	0.00	0.00	0	0
	<b>Total</b>	<b>8018.04</b>	<b>0.00</b>	<b>0.00</b>	<b>3536.32</b>	<b>0.00</b>	<b>0.00</b>		
<b>Madhya Pradesh</b>									
1	Jhabua Dhar RRB	342.52	0.00	0.00	121.15	0.00	0.00	0	0
2	Madhya Bharat RRB	2059.19	0.00	0.00	1851.76	0.00	0.00	0	0
3	Mahakaushal RRB	208.75	0.00	0.00	100.11	0.00	0.00	0	0
4	Narmada Malwa RRB	2224.10	0.00	0.00	1891.48	0.00	0.00	0	0
5	Rewa Sidhi Gramin Bank	409.42	0.00	0.00	409.42	0.00	0.00	0	0
6	Satpura Narmada RRB	5115.00	0.00	0.00	3674.00	0.00	0.00	0	0
7	Sharda RRB	223.19	0.00	0.00	203.16	0.00	0.00	0	0
8	Vidisha Bhopal RRB	534.21	0.00	0.00	452.98	0.00	0.00	0	0
	<b>Total</b>	<b>11116.38</b>	<b>0.00</b>	<b>0.00</b>	<b>8704.06</b>	<b>0.00</b>	<b>0.00</b>		
<b>Uttar Pradesh</b>									
1	Allahabad UP Gramin Bank	17314.15	1198.48	6.92	16065.39	1174.51	7.31	50	49
2	Aryavart Gramin Bank	3957.37	3201.35	80.90	3771.87	2961.59	78.52	NA	NA
3	Ballia (Etawah) Kshetriya Gramin Bank	1102.10	122.50	11.12	970.50	122.50	12.62	60	NA
4	Baroda Uttar Pradesh Gramin Bank	18540.73	2730.45	14.73	15224.69	2497.41	16.40	64	56
5	Kashi Gonti samyut Gramin Bank	3998.00	240.00	6.00	3917.00	211.00	5.39	48	46
6	Kshetriya Kisan Gramin Bank, Mainpuri	1698.96	154.30	9.08	1338.76	117.00	8.74	54	51
7	Prathama Bank	4334.00	71.32	1.65	3722.00	69.38	1.86	98	87
8	Purvanchal Gramin Bank	9575.00	864.00	9.02	6857.00	703.00	10.25	62	58
9	Sarva UP Gramin Bank	3102.12	211.51	6.82	2904.97	210.51	7.25	53	62
10	Shreyas Gramin Bank	2124.11	73.14	3.44	0.00	0.00	0.00	90	0
	<b>Total</b>	<b>65746.54</b>	<b>8867.05</b>	<b>13.49</b>	<b>54772.18</b>	<b>8066.90</b>	<b>14.73</b>		
<b>Uttarakhand</b>									
1	Nainital Almora KGB	1338.97	141.50	10.57	1100.02	119.28	10.84	77	75
2	Uttaranchal Gramin Bank	1977.85	65.93	3.33	1922.09	56.31	2.93	65	65
	<b>Total</b>	<b>3316.82</b>	<b>207.43</b>	<b>6.25</b>	<b>3022.11</b>	<b>175.59</b>	<b>5.81</b>		
	<b>Total - Central Region</b>	<b>88197.78</b>	<b>9074.48</b>	<b>10.29</b>	<b>70034.67</b>	<b>8242.49</b>	<b>11.77</b>		

STATEMENT -VI -(B) (contd.)

(Amount ₹ lakh)

Sr. No.	Name of the Bank	NPAs of SHGs against Bank Loan			NPAs of SHGs against Bank Loan under SGSY			% of recovery to demand of Total SHGs (%)	% of recovery to demand of SHGs under SGSY (%)
		Total loans Outstanding against SHGs	Amount of NPAs	NPA as % age to Total loans O/S	Loans outstanding against SHGs under SGSY	Amount of NPAs	NPA as % age to loans O/S against SHGs under SGSY		
<b>WESTERN REGION</b>									
<b>Gujarat</b>									
1	Baroda Gujarat Gramin Bank	1902.93	150.00	7.88	1612.51	0.00	0.00	78	0
2	Dena Gujarat Gramin Bank	1503.12	16.65	1.11	1446.01	14.97	1.04	86	0
3	Saurashtra Gramin Bank	458.20	0.03	0.01	196.60	0.00	0.00	97	97
	<b>Total</b>	<b>3864.25</b>	<b>166.68</b>	<b>4.31</b>	<b>3255.12</b>	<b>14.97</b>	<b>0.46</b>		
<b>Maharashtra</b>									
1	Maharashtra Gramin Bank	10482.72	524.13	5.00	1503.62	676.62	45.00	95	55
2	Vidharbha Kshetriya GB	3353.32	134.45	4.01	853.36	74.14	8.69	93	81
3	Wainganga Krishna GB	5209.26	606.62	11.65	1421.46	172.31	12.12	44	42
	<b>Total</b>	<b>19045.30</b>	<b>1265.20</b>	<b>6.64</b>	<b>3778.44</b>	<b>923.07</b>	<b>24.43</b>		
	<b>Total Western Region</b>	<b>22909.55</b>	<b>1431.88</b>	<b>6.25</b>	<b>7033.56</b>	<b>938.04</b>	<b>13.34</b>		
<b>SOUTHERN REGION</b>									
<b>Andhra Pradesh</b>									
1	Andhra Pradesh Gr. Vikas Bank	166519.14	4634.00	2.78	4665.00	1399.00	29.99	90	60
2	Andhra Pragati Grameena Bank	113000.00	895.99	0.79	1189.85	8.38	0.70	91	67
3	Chaitanya Godavari Gr. Bank	23798.06	488.00	2.05	0.00	0.00	0.00	92	0
4	Deccan Grameen Bank	63342.34	1552.76	2.45	0.00	0.00	0.00	88	0
5	Saptagiri Grameena Bank	42693.00	4735.58	11.09	0.00	0.00	0.00	99	0
	<b>Total</b>	<b>409352.54</b>	<b>12306.33</b>	<b>3.01</b>	<b>5854.85</b>	<b>1407.38</b>	<b>24.04</b>		
<b>Karnataka</b>									
1	Cauvery Kalpataru Grameena Bank	24248.50	809.19	3.34	2439.26	372.50	15.27	90	90
2	Chiko Kodagu GB	817.28	46.83	5.73	97.35	16.36	16.81	93	74
3	Karnataka Vikasa GB	13005.00	0.00	0.00	3894.00	0.00	0.00	100	100
4	Krishna Gramin Bank	8477.19	73.92	0.87	3130.00	11.20	0.36	99	92
5	Pragathi Grameena Bank	20793.13	2308.91	11.10	1617.12	120.16	7.43	0	0
6	Visveshvaraya GB	2352.41	109.25	4.64	132.07	12.15	9.20	95	85
	<b>Total</b>	<b>69693.51</b>	<b>3348.10</b>	<b>4.80</b>	<b>11309.80</b>	<b>532.37</b>	<b>4.71</b>		
<b>Kerala</b>									
1	North Malabar GB	3274.77	0.00	0.00	1924.11	0.00	0.00	0	0
2	South Malabar GB	7292.67	258.93	3.55	2665.66	91.41	3.43	93	89
	<b>Total</b>	<b>10567.44</b>	<b>258.93</b>	<b>2.45</b>	<b>4589.77</b>	<b>91.41</b>	<b>1.99</b>		
<b>Puducherry</b>									
1	Puduvai Bharathi GB	1503.11	7.72	0.51	54.20	0.00	0.00	96	99
	<b>Total</b>	<b>1503.11</b>	<b>7.72</b>	<b>0.51</b>	<b>54.20</b>	<b>0.00</b>	<b>0.00</b>		
<b>Tamil Nadu</b>									
1	Pallavan Grama Bank	18691.53	5309.80	28.41	2787.53	60.68	2.18	94	83
2	Pandyan Grama Bank	10809.62	2618.90	24.23	4019.62	135.90	3.38	80	88
	<b>Total</b>	<b>29501.15</b>	<b>7928.70</b>	<b>26.88</b>	<b>6807.15</b>	<b>196.58</b>	<b>2.89</b>		
	<b>Total - Southern Region</b>	<b>520617.75</b>	<b>23849.78</b>	<b>4.58</b>	<b>28615.77</b>	<b>2227.74</b>	<b>7.79</b>		
	<b>Grand Total - RRBs</b>	<b>861357.81</b>	<b>42634.18</b>	<b>4.95</b>	<b>259879.86</b>	<b>16382.70</b>	<b>6.30</b>		

**STATEMENT -VI -C**
**Progress under Microfinance - NPAs against Bank loans to SHGs and Recovery Performance of Co-operative Banks as on 31 March 2012**

(Amount ₹ lakh)

Sr. No.	Name of the Bank	NPAs of SHGs against Bank Loan			NPAs of SHGs against Bank Loan under SGSY			Percentage of recovery to demand of Total SHGs (%)	Percentage of recovery to demand of SHGs under SGSY (%)
		Total loans Outstanding against SHGs	Amount of NPAs	NPA as % age to Total loans O/S	Loans outstanding against SHGs under SGSY	Amount of NPAs	NPA as % age to loans O/S against SHGs under SGSY		
<b>NORTHERN REGION</b>									
<b>Haryana</b>									
1	Ambala DCCB	0.38	0.00	0.00	0.00	0.00	0.00	0	0
2	Bhiwani DCCB	0.00	0.00	0.00	0.00	0.00	0.00	0	0
3	Faridabad DCCB	0.60	0.58	96.67	0.00	0.00	0.00	0	0
4	Fatahabad DCCB	66.91	41.29	61.71	66.91	41.29	61.71	30	30
5	Gurgaon DCCB	0.00	0.00	0.00	0.00	0.00	0.00	0	0
6	Hissar DCCB	316.98	155.34	49.01	316.98	155.34	49.01	34	34
7	Jhajjar DCCB	3.59	2.59	72.14	3.59	0.00	0.00	0	0
8	Jind DCCB	2.58	2.58	100.00	2.58	2.58	100.00	0	0
9	Kaithal DCCB	8.36	8.36	100.00	8.36	8.36	100.00	0	0
10	Karnal DCCB	4.10	0.00	0.00	0.00	0.00	0.00	100	0
11	Mahendergarh DCCB	40.00	6.84	17.10	27.36	6.84	25.00	68	67
12	Panchkula DCCB	0.25	0.00	0.00	0.00	0.00	0.00	0	0
13	Panipat DCCB	8.98	8.44	93.99	8.44	8.44	100.00	0	0
14	Rewari DCCB	77.36	14.34	18.54	77.36	0.14	0.19	90	90
15	Rohtak DCCB	17.60	0.00	0.00	17.60	0.00	0.00	0	0
16	Sirsa DCCB	40.48	0.06	0.15	40.48	0.06	0.15	58	58
17	Sonepat DCCB	3.78	3.78	100.00	3.78	0.00	0.00	0	0
18	Yamuna Nagar DCCB	3.93	3.91	99.49	0.00	0.00	0.00	0	0
	<b>Total</b>	<b>595.88</b>	<b>248.11</b>	<b>41.64</b>	<b>573.44</b>	<b>223.05</b>	<b>38.90</b>		
<b>Himachal Pradesh</b>									
1	Himachal Pradesh SCB	1474.11	235.72	15.99	384.80	27.06	7.03	64	60
2	Jogindra DCCB	872.84	225.82	25.87	104.75	21.69	20.71	73	69
3	Kangra DCCB	3723.73	285.99	7.68	1076.52	48.74	4.53	69	67
	<b>Total</b>	<b>6070.68</b>	<b>747.53</b>	<b>12.31</b>	<b>1566.07</b>	<b>97.49</b>	<b>6.23</b>		
<b>Jammu &amp; Kashmir</b>									
1	J & K SCB	70.36	20.62	29.31	7.03	2.06	29.30	70	70
2	Anantnag DCCB	24.22	2.45	10.12	24.22	2.45	10.12	33	33
3	Baramulla DCCB	88.89	4.45	5.01	88.89	0.54	0.61	95	93
4	Jammu DCCB	49.37	1.33	2.69	49.37	1.33	2.69	0	0
	<b>Total</b>	<b>232.84</b>	<b>28.85</b>	<b>12.39</b>	<b>169.51</b>	<b>6.38</b>	<b>3.76</b>		
<b>New Delhi</b>									
1	Delhi SCB	0.00	0.00	0.00	0.00	0.00	0.00	0	0
	<b>Total</b>	<b>0.00</b>	<b>0.00</b>	<b>0.00</b>	<b>0.00</b>	<b>0.00</b>	<b>0.00</b>		
<b>Punjab</b>									
1	Amritsar DCCB	44.57	7.39	16.58	0.00	0.00	0.00	66	0
2	Bathinda DCCB	36.86	5.07	13.75	0.00	0.00	0.00	82	0
3	Faridkot DCCB	5.60	7.51	134.11	0.00	0.00	0.00	40	0
4	Fatehgarh CCB	1.13	10.90	964.60	0.00	0.00	0.00	0	0
5	Fazilka DCCB	55.00	12.79	23.25	55.00	12.79	23.25	63	63
6	Ferozepur DCCB	59.25	36.51	61.62	59.25	36.51	61.62	29	29

**STATEMENT -VI -C (contd.)**

(Amount ₹ lakh)

Sr. No.	Name of the Bank	NPAs of SHGs against Bank Loan			NPAs of SHGs against Bank Loan under SGSY			% of recovery to demand of Total SHGs (%)	% of recovery to demand of SHGs under SGSY (%)
		Total loans Outstanding against SHGs	Amount of NPAs	NPA as % age to Total loans O/S	Loans outstanding against SHGs under SGSY	Amount of NPAs	NPA as % age to loans O/S against SHGs under SGSY		
7	Gurdaspur DCCB	92.48	5.92	6.40	0.00	0.00	0.00	63	0
8	Hoshiarpur DCCB	67.91	0.00	0.00	19.25	0.00	0.00	98	99
9	Jalandhar DCCB	60.09	1.40	2.33	0.00	0.00	0.00	90	0
10	Kapurthala DCCB	11.12	0.00	0.00	0.00	0.00	0.00	99	0
11	Ludhiana DCCB	63.36	0.36	0.57	0.00	0.00	0.00	96	0
12	Mansa DCCB	0.48	0.00	0.00	0.00	0.00	0.00	0	0
13	Moga DCCB	26.98	0.00	0.00	0.00	0.00	0.00	90	0
14	Mohali DCCB	15.07	1.64	10.88	0.00	0.00	0.00	88	0
15	Muktsar DCCB	85.66	8.35	9.75	85.66	8.35	9.75	79	79
16	Nawanshahr DCCB	19.78	0.00	0.00	0.00	0.00	0.00	96	0
17	Patiala DCCB	95.51	27.35	28.64	33.12	10.80	32.61	0	0
18	Ropar DCCB	16.55	0.00	0.00	0.00	0.00	0.00	98	0
19	Sangrur DCCB	181.75	11.49	6.32	175.67	11.49	6.54	93	93
20	Taran Taaran DCCB	2.34	0.00	0.00	0.00	0.00	0.00	100	0
	<b>Total</b>	<b>941.49</b>	<b>136.68</b>	<b>14.52</b>	<b>427.95</b>	<b>79.94</b>	<b>18.68</b>		
<b>Rajasthan</b>									
1	Ajmer DCCB	509.88	0.00	0.00	65.79	0.00	0.00	99	NA
2	Alwar DCCB	1326.88	42.75	3.22	121.78	3.02	2.48	59	NA
3	Banswara DCCB	308.76	29.87	9.67	280.90	29.87	10.63	37	NA
4	Baran DCCB	212.79	68.79	32.33	83.00	15.16	18.27	100	NA
5	Barmer DCCB	1415.25	469.37	33.17	801.88	429.09	53.51	41	NA
6	Bharatpur DCCB	139.08	88.77	63.83	0.00	0.00	0.00	7	NA
7	Bhilwara DCCB	497.70	15.80	3.17	170.45	15.80	9.27	89	NA
8	Bikaner DCCB	195.82	67.15	34.29	57.30	21.35	37.26	38	NA
9	Bundi DCCB	185.65	0.00	0.00	0.00	0.00	0.00	77	NA
10	Chittorgarh DCCB	416.20	30.50	7.33	56.80	2.12	3.73	68	NA
11	Churu DCCB	392.47	55.04	14.02	96.90	29.92	30.88	46	NA
12	Dausa DCCB	194.82	55.05	28.26	0.00	0.00	0.00	18	NA
13	Dungarpur DCCB	138.64	17.68	12.75	18.02	5.80	32.19	13	NA
14	Hanumangarh DCCB	660.18	82.62	12.51	204.10	1.77	0.87	83	NA
15	Jaipur DCCB	489.32	1.56	0.32	0.00	0.00	0.00	100	NA
16	Jaisalmer DCCB	225.82	12.75	5.65	54.17	0.00	0.00	33	NA
17	Jalore DCCB	267.30	27.44	10.27	109.96	0.00	0.00	69	NA
18	Jhalawar DCCB	411.55	19.92	4.84	35.91	12.45	34.67	51	NA
19	Jhunjhunu DCCB	416.98	21.61	5.18	36.10	0.00	0.00	85	NA
20	Jodhpur DCCB	354.32	92.19	26.02	104.31	0.00	0.00	66	NA
21	Kota DCCB	286.98	7.50	2.61	24.12	0.00	0.00	95	NA
22	Nagaur DCCB	477.04	36.12	7.57	41.73	13.87	33.24	45	NA
23	Pali DCCB	494.41	47.63	9.63	79.74	2.39	3.00	71	NA
24	S.Ganganagar DCCB	244.41	69.39	28.39	68.43	2.80	4.09	27	NA
25	Sikar DCCB	445.08	62.83	14.12	101.88	0.86	0.84	97	NA

**STATEMENT -VI -C (contd.)**

(Amount ₹ lakh)

Sr. No.	Name of the Bank	NPAs of SHGs against Bank Loan			NPAs of SHGs against Bank Loan under SGSY			% of recovery to demand of Total SHGs (%)	% of recovery to demand of SHGs under SGSY (%)
		Total loans Outstanding against SHGs	Amount of NPAs	NPA as % age to Total loans O/S	Loans outstanding against SHGs under SGSY	Amount of NPAs	NPA as % age to loans O/S against SHGs under SGSY		
26	Sirohi DCCB	157.18	63.18	40.20	36.48	0.70	1.92	47	NA
27	Swai Madhopur DCCB	189.71	11.20	5.90	16.50	0.00	0.00	74	NA
28	Tonk DCCB	80.88	39.48	48.81	15.45	0.00	0.00	19	NA
29	Udaipur DCCB	822.47	79.48	9.66	464.27	58.67	12.64	73	NA
	<b>Total</b>	<b>11957.57</b>	<b>1615.67</b>	<b>13.51</b>	<b>3145.97</b>	<b>645.64</b>	<b>20.52</b>		
	<b>Total - Northern Region</b>	<b>19798.46</b>	<b>2776.84</b>	<b>14.03</b>	<b>5882.94</b>	<b>1052.50</b>	<b>17.89</b>		
<b>NORTH EASTERN REGION</b>									
<b>Assam</b>									
1	Assam SCB	4868.27	506.70	10.41	3407.27	288.12	8.46	82	82
	<b>Total</b>	<b>4868.27</b>	<b>506.70</b>	<b>10.41</b>	<b>3407.27</b>	<b>288.12</b>	<b>8.46</b>		
<b>Arunachal Pradesh</b>									
1	Arunachal Pradesh SCB	31.73	9.49	29.91	11.25	5.55	49.33	98	NA
	<b>Total</b>	<b>31.73</b>	<b>9.49</b>	<b>29.91</b>	<b>11.25</b>	<b>5.55</b>	<b>49.33</b>		
<b>Manipur</b>									
1	Manipur SCB	6.05	4.75	78.51	6.05	4.75	78.51	0	0
	<b>Total</b>	<b>6.05</b>	<b>4.75</b>	<b>78.51</b>	<b>6.05</b>	<b>4.75</b>	<b>78.51</b>		
<b>Meghalaya</b>									
1	Meghalaya SCB	249.70	29.81	11.94	173.44	20.60	11.88	74	82
	<b>Total</b>	<b>249.70</b>	<b>29.81</b>	<b>11.94</b>	<b>173.44</b>	<b>20.60</b>	<b>11.88</b>		
<b>Mizoram</b>									
1	Mizoram SCB	38.54	NA	NA	6.00	NA	NA	NA	NA
	<b>Total</b>	<b>38.54</b>	<b>0.00</b>	<b>0.00</b>	<b>6.00</b>	<b>0.00</b>	<b>0.00</b>		
<b>Nagaland</b>									
1	Nagaland SCB	398.02	46.97	11.80	0.00	0.00	0.00	0	0
	<b>Total</b>	<b>398.02</b>	<b>46.97</b>	<b>11.80</b>	<b>0.00</b>	<b>0.00</b>	<b>0.00</b>		
<b>Tripura</b>									
1	Tripura SCB	2453.14	59.10	2.41	1911.80	59.10	3.09	86	83
	<b>Total</b>	<b>2453.14</b>	<b>59.10</b>	<b>2.41</b>	<b>1911.80</b>	<b>59.10</b>	<b>3.09</b>		
<b>Sikkim</b>									
1	Sikkim SCB	124.35	17.15	13.79	92.65	17.15	18.51	86	57
	<b>Total</b>	<b>124.35</b>	<b>17.15</b>	<b>13.79</b>	<b>92.65</b>	<b>17.15</b>	<b>18.51</b>		
	<b>Total North Eastern Region</b>	<b>8169.80</b>	<b>673.97</b>	<b>8.25</b>	<b>5608.46</b>	<b>395.27</b>	<b>7.05</b>		
<b>EASTERN REGION</b>									
<b>A &amp; N Islands (UT)</b>									
1	A & N SCB	505.77	29.53	5.84	122.97	25.45	20.70	95	52
	<b>Total</b>	<b>505.77</b>	<b>29.53</b>	<b>5.84</b>	<b>122.97</b>	<b>25.45</b>	<b>20.70</b>		
<b>Odisha</b>									
1	Angul United DCCB	2445.01	98.27	4.02	860.63	0.00	0.00	98	78
2	Aska DCCB	139.59	0.50	0.36	64.69	0.00	0.00	0	64
3	Balasore Bhadrak DCCB	2935.63	312.15	10.63	250.07	10.12	4.05	89	61

**STATEMENT -VI -C (contd.)**

(Amount ₹ lakh)

Sr. No.	Name of the Bank	NPAs of SHGs against Bank Loan			NPAs of SHGs against Bank Loan under SGSY			% of recovery to demand of Total SHGs (%)	% of recovery to demand of SHGs under SGSY (%)
		Total loans Outstanding against SHGs	Amount of NPAs	NPA as % age to Total loans O/S	Loans outstanding against SHGs under SGSY	Amount of NPAs	NPA as % age to loans O/S against SHGs under SGSY		
4	Banki DCCB	58.21	2.56	4.40	0.00	0.00	0.00	0	0
5	Berhampur DCCB	613.94	78.84	12.84	101.57	32.44	31.94	67	57
6	Bhawanipatna DCCB	74.61	11.19	15.00	0.00	0.00	0.00	85	0
7	Bolangir DCCB	230.18	62.10	26.98	97.00	29.01	29.91	47	6
8	Boudh DCCB	413.52	9.96	2.41	167.94	0.00	0.00	80	67
9	Cuttack DCCB	755.47	76.70	10.15	100.21	9.90	9.88	90	90
10	Keonjhar DCCB	628.46	57.11	9.09	337.54	22.23	6.59	75	68
11	Khurda DCCB	806.70	116.37	14.43	345.22	82.28	23.83	77	35
12	Koraput DCCB	2069.95	233.18	11.27	1323.34	171.48	12.96	76	66
13	Mayurbhanj DCCB	299.60	62.56	20.88	67.22	6.20	9.22	58	88
14	Nayagarh DCCB	432.93	43.32	10.01	193.46	18.98	9.81	82	70
15	Sambalpur DCCB	997.41	207.16	20.77	480.40	139.76	29.09	60	37
16	Sundargarh DCCB	1177.03	28.80	2.45	915.25	23.78	2.60	83	87
17	United Puri Nimapara DCCB	66.52	4.33	6.51	0.00	0.00	0.00	94	0
	<b>Total</b>	<b>14144.76</b>	<b>1405.10</b>	<b>9.93</b>	<b>5304.54</b>	<b>546.18</b>	<b>10.30</b>		
<b>West Bengal</b>									
1	WB SCB	1153.06	0.00	0.00	0.00	0.00	0.00	95	0
2	West Bengal SCARDB	420.08	0.00	0.00	0.00	0.00	0.00	93	0
3	Bankura DCCB	2333.36	0.00	0.00	0.00	0.00	0.00	71	0
4	Birbhum DCCB	75.60	7.25	9.59	0.00	0.00	0.00	58	0
5	Burdwan DCCB	167.03	73.74	44.15	0.00	0.00	0.00	70	0
6	Darjeeling DCCB	69.92	0.00	0.00	0.00	0.00	0.00	65	0
7	Dk.Dinajpur DCCB	0.00	0.00	0.00	0.00	0.00	0.00	0	0
8	Hooghly DCCB	88.64	2.87	3.24	0.00	0.00	0.00	93	0
9	Howrah DCCB	216.96	0.00	0.00	0.00	0.00	0.00	96	0
10	Jalpaiguri DCCB	2.25	0.00	0.00	0.00	0.00	0.00	0	0
11	Malda DCCB	8.05	0.00	0.00	0.00	0.00	0.00	0	0
12	Mugberia DCCB	1678.22	6.84	0.41	33.42	2.84	8.50	93	90
13	Murshidabad DCCB	28.13	0.00	0.00	0.00	0.00	0.00	93	0
14	Nadia DCCB	2844.01	12.82	0.45	0.00	0.00	0.00	94	0
15	Purulia DCCB	170.73	0.00	0.00	56.80	0.00	0.00	91	0
16	Raiganj DCCB	0.00	0.00	0.00	0.00	0.00	0.00	0	0
17	Tamluk-Ghatal DCCB	0.00	0.00	0.00	0.00	0.00	0.00	0	0
18	Vidyasagar DCCB	11.57	1.58	13.66	3.75	0.30	8.07	79	90
	<b>Total</b>	<b>9267.60</b>	<b>105.10</b>	<b>1.13</b>	<b>93.97</b>	<b>3.14</b>	<b>3.34</b>		
	<b>Total Eastern Region</b>	<b>23918.13</b>	<b>1539.73</b>	<b>6.44</b>	<b>5521.48</b>	<b>574.77</b>	<b>10.41</b>		



STATEMENT -VI -C (contd.)

(Amount ₹ lakh)

Sr. No.	Name of the Bank	NPAs of SHGs against Bank Loan			NPAs of SHGs against Bank Loan under SGSY			% of recovery to demand of Total SHGs (%)	% of recovery to demand of SHGs under SGSY (%)
		Total loans Outstanding against SHGs	Amount of NPAs	NPA as % age to Total loans O/S	Loans outstanding against SHGs under SGSY	Amount of NPAs	NPA as % age to loans O/S against SHGs under SGSY		
<b>CENTRAL REGION</b>									
<b>Chhattisgarh</b>									
1	Ambikapur DCCB	14.08	0.00	0.00	0.00	0.00	0.00	0	0
2	Bilaspur DCCB	47.12	0.00	0.00	47.12	0.00	0.00	0	0
3	Durg DCCB	182.10	0.00	0.00	0.00	0.00	0.00	0	0
4	Jagdalpur DCCB	116.20	0.00	0.00	12.00	0.00	0.00	0	0
5	Raipur DCCB	423.50	0.00	0.00	0.00	0.00	0.00	0	0
6	Rajnandgaon DCCB	101.82	0.00	0.00	0.00	0.00	0.00	NA	NA
	<b>Total</b>	<b>884.82</b>	<b>0.00</b>	<b>0.00</b>	<b>59.12</b>	<b>0.00</b>	<b>0.00</b>		
<b>Madhya Pradesh</b>									
1	Balaghat DCCB	2.17	0.00	0.00	0.00	0.00	0.00	0	0
2	Betul DCCB	0.00	0.00	0.00	0.00	0.00	0.00	0	0
3	Chhatarpur DCCB	538.69	0.00	0.00	511.32	0.00	0.00	0	0
4	Chhindwara DCCB	0.00	0.00	0.00	0.00	0.00	0.00	0	0
5	Dewas DCCB	0.00	0.00	0.00	0.00	0.00	0.00	0	0
6	Dhar DCCB	5.40	0.00	0.00	0.00	0.00	0.00	0	0
7	Guna DCCB	0.00	0.00	0.00	0.00	0.00	0.00	0	0
8	Hoshangabad DCCB	197.12	0.00	0.00	69.31	0.00	0.00	0	0
9	Jhabua DCCB	628.91	0.00	0.00	463.16	0.00	0.00	0	0
10	Khandwa DCCB	35.40	0.00	0.00	33.85	0.00	0.00	0	0
11	Khargone DCCB	3.96	0.00	0.00	0.00	0.00	0.00	0	0
12	Raisen DCCB	9.55	0.00	0.00	9.55	0.00	0.00	0	0
13	Rajgarh DCCB	0.00	0.00	0.00	0.00	0.00	0.00	0	0
14	Shahdol DCCB	117.17	0.00	0.00	115.02	0.00	0.00	0	0
15	Shajapur DCCB	0.00	0.00	0.00	0.00	0.00	0.00	0	0
16	Shivpuri DCCB	0.00	0.00	0.00	0.00	0.00	0.00	0	0
17	Tikamgarh DCCB	40.19	0.00	0.00	40.19	0.00	0.00	0	0
18	Vidisha DCCB	9.70	0.00	0.00	0.00	0.00	0.00	0	0
	<b>Total</b>	<b>1588.26</b>	<b>0.00</b>	<b>0.00</b>	<b>1242.40</b>	<b>0.00</b>	<b>0.00</b>		
<b>Uttar Pradesh</b>									
1	Agra DCCB	1.92	0.00	0.00	0.15	0.00	0.00	90	35
2	Allahabad DCCB	1.38	0.32	23.19	0.00	0.00	0.00	90	0
3	Azamgarh DCCB	6.00	0.60	10.00	6.00	0.60	10.00	0	0
4	Bahiraich DCCB	0.26	0.26	100.00	0.00	0.00	0.00	0	0
5	Ballia DCCB	0.00	0.00	0.00	0.00	0.00	0.00	0	0
6	Banda	5.08	5.08	100.00	0.00	0.00	0.00	0	0
7	Barabanki DCCB	13.31	0.00	0.00	13.31	0.00	0.00	95	95
8	Bareilly DCCB	69.72	47.49	68.12	0.00	0.00	0.00	11	0
9	Bulandsahar DCCB	0.98	0.18	18.37	0.98	0.06	5.67	96	61
10	Etawah DCCB	16.24	16.24	100.00	16.24	16.24	100.00	0	0
11	Firozabad DCCB	2.24	0.46	20.34	1.23	0.11	8.83	22	NA
12	Ghaziabad DCCB	4.15	0.23	5.54	0.00	0.00	0.00	95	0
13	Ghazipur DCCB	0.35	0.00	0.00	0.00	0.00	0.00	51	0
14	Gorakhpur DCCB	0.52	0.12	23.08	0.00	0.00	0.00	96	0
15	Hamirpur DCCB	13.53	0.00	0.00	0.00	0.00	0.00	0	0

STATEMENT -VI - C (contd.)

(Amount ₹ lakh)

Sr. No.	Name of the Bank	NPAs of SHGs against Bank Loan			NPAs of SHGs against Bank Loan under SGSY			% of recovery to demand of Total SHGs (%)	% of recovery to demand of SHGs under SGSY (%)
		Total loans Outstanding against SHGs	Amount of NPAs	NPA as % age to Total loans O/S	Loans outstanding against SHGs under SGSY	Amount of NPAs	NPA as % age to loans O/S against SHGs under SGSY		
16	Hardoi DCCB	0.00	0.00	100.00	0.00	0.00	0.00	0	0
17	Jalaun DCCB	4.29	1.67	38.93	0.00	0.00	0.00	61	0
18	Jhansi DCCB	2.56	0.00	0.00	0.00	0.00	0.00	96	0
19	Kanpur DCCB	2.00	2.00	100.00	0.00	0.00	0.00	0	0
20	Lakhimpur-Kheri DCCB	968.37	625.47	64.59	965.70	625.35	64.76	29	29
21	Lalitpur DCCB	97.85	12.87	13.15	35.95	7.06	19.64	33	52
22	Mathura DCCB	31.63	31.63	100.00	24.84	24.84	100.00	0	0
23	Meerut DCCB	4.15	3.93	94.70	0.00	0.00	0.00	41	0
24	Mirzapur DCCB	4.17	0.00	0.00	4.17	0.00	0.00	37	37
25	Moradabad DCCB	95.67	91.79	95.94	0.00	0.00	0.00	5	0
26	Muzaffarnagar DCCB	19.57	13.22	67.55	19.57	13.22	67.55	19	19
27	Pilibhit DCCB	50.72	0.00	0.00	28.58	0.00	0.00	19	28
28	Pratapgarh DCCB	30.57	0.00	0.00	30.57	0.00	0.00	100	100
29	Rampur DCCB	24.35	20.75	85.22	0.00	0.00	0.00	0	0
30	Sahanjhanpur DCCB	0.64	0.00	0.00	0.50	0.00	0.00	99	85
31	Saharanpur DCCB	109.75	19.00	17.31	0.00	0.00	0.00	NA	0
32	Unnao DCCB	3.74	1.45	38.77	0.00	0.00	0.00	60	0
	<b>Total</b>	<b>1585.72</b>	<b>894.75</b>	<b>56.43</b>	<b>1147.79</b>	<b>687.47</b>	<b>59.90</b>		
<b>Uttarakhand</b>									
1	Almora DCCB	2.84	0.39	13.62	2.84	0.39	13.62	14	14
2	Chamoli DCCB	295.88	107.89	36.46	121.50	78.54	64.64	53	46
3	Dehradun DCCB	104.97	4.29	4.09	102.99	4.29	4.17	81	81
4	Garhwal (Kotdwar) DCCB	149.12	7.56	5.07	149.12	7.56	5.07	96	96
5	Haridwar DCCB	0.76	0.17	22.27	0.76	0.17	22.27	77	77
6	Nainital DCCB	212.50	90.56	42.62	169.32	8.51	5.03	75	79
7	Pithoragarh DCCB	465.56	83.29	17.89	465.56	83.29	17.89	71	71
8	Tehri DCCB	3.87	0.00	0.00	2.18	0.00	0.00	100	100
9	US Nagar DCCB	93.84	33.30	35.49	93.84	33.30	35.49	67	67
10	Uttarakashi DCCB	506.17	22.82	4.51	436.10	11.91	2.73	86	85
	<b>Total</b>	<b>1835.50</b>	<b>350.27</b>	<b>19.08</b>	<b>1544.20</b>	<b>227.96</b>	<b>14.76</b>		
	<b>Total Central Region</b>	<b>5894.29</b>	<b>1245.02</b>	<b>21.12</b>	<b>3993.51</b>	<b>915.43</b>	<b>22.92</b>		
<b>WESTERN REGION</b>									
<b>Goa</b>									
1	Goa SCB	1419.94	18.08	1.27	6.42	0.00	0.00	97	100
	<b>Total</b>	<b>1419.94</b>	<b>18.08</b>	<b>1.27</b>	<b>6.42</b>	<b>0.00</b>	<b>0.00</b>		
<b>Gujarat</b>									
1	Ahmedabad DCCB	28.69	4.52	15.75	0.00	0.00	0.00	80	80
2	Amreli DCCB	0.02	0.00	0.00	0.02	0.00	0.00	0	0
3	Banaskantha DCCB	0.00	0.00	0.00	0.00	0.00	0.00	0	0
4	Baroda DCCB	0.00	0.00	0.00	0.00	0.00	0.00	0	0
5	Bharuch DCCB	382.12	100.00	26.17	0.00	0.00	0.00	95	0
6	Bhavnagar DCCB	0.65	0.26	40.00	0.00	0.00	0.00	61	100
7	Jamnagar DCCB	0.00	0.00	0.00	0.00	0.00	0.00	0	0

**STATEMENT -VI - C (contd.)**

(Amount ₹ lakh)

Sr. No.	Name of the Bank	NPAs of SHGs against Bank Loan			NPAs of SHGs against Bank Loan under SGSY			% of recovery to demand of Total SHGs (%)	% of recovery to demand of SHGs under SGSY (%)
		Total loans Outstanding against SHGs	Amount of NPAs	NPA as % age to Total loans O/S	Loans outstanding against SHGs under SGSY	Amount of NPAs	NPA as % age to loans O/S against SHGs under SGSY		
8	Junagad DCCB	0.55	0.00	0.00	0.00	0.00	0.00	0	0
9	Kheda DCCB	1.99	0.36	18.09	0.00	0.00	0.00	75	0
10	Kodinar DCCB	18.19	0.00	0.00	18.19	0.00	0.00	0	0
11	Kutch DCCB	5.13	0.00	0.00	5.13	0.00	0.00	0	100
12	Mehsana DCCB	2.97	2.97	100.00	2.97	0.00	0.00	NA	NA
13	Panchmahal DCCB	5.02	4.14	82.47	0.62	0.00	0.00	0	0
14	Rajkot DCCB	1.34	0.00	0.00	0.09	0.00	0.00	100	0
15	Sabarkantha DCCB	59.79	4.26	7.12	0.00	0.00	0.00	57	0
16	Surat DCCB	7.71	0.03	0.39	0.00	0.00	0.00	99	0
17	Surendranagar DCCB	0.17	0.00	0.00	0.17	0.00	0.00	0	0
18	Valsad DCCB	0.29	0.29	100.00	0.00	0.00	0.00	0	0
	<b>Total</b>	<b>514.63</b>	<b>116.83</b>	<b>22.70</b>	<b>27.19</b>	<b>0.00</b>	<b>0.00</b>		
<b>Maharashtra</b>									
1	Ahmednagar DCCB	1797.92	6.70	0.37	1199.30	0.52	0.04	82	85
2	Akola DCCB	120.83	57.98	47.99	2.30	1.84	79.79	58	82
3	Amaravati DCCB	178.61	60.93	34.11	0.00	0.00	0.00	82	0
4	Aurangabad DCCB	170.16	0.00	0.00	64.35	0.00	0.00	0	0
5	Beed DCCB	159.72	118.24	74.03	104.75	61.54	58.75	28	37
6	Bhandara DCCB	10.24	0.00	0.00	7.28	0.00	0.00	0	0
7	Buldhana DCCB	0.56	0.14	25.00	0.02	0.00	0.00	0	0
8	Chandrapur DCCB	2606.60	577.70	22.16	1405.96	438.94	31.22	32	35
9	Dhule DCCB	484.80	62.93	12.98	264.44	57.96	21.92	83	78
10	Gadchiroli DCCB	1864.31	3.60	0.19	942.15	1.17	0.12	74	58
11	Gondia DCCB	1.05	0.32	30.42	0.45	0.32	70.92	64	8
12	Hingoli DCCB	2.84	1.34	47.35	1.91	0.94	49.07	23	25
13	Jalgaon DCCB	668.44	0.84	0.13	468.73	0.00	0.00	0	0
14	Jalna DCCB	0.79	0.34	43.62	0.00	0.00	0.00	57	0
15	Kolhapur DCCB	318.01	2.40	0.75	203.07	0.00	0.00	66	21
16	Latur DCCB	314.64	27.55	8.76	69.42	0.00	0.00	91	98
17	Nagpur DCCB	0.74	0.35	46.63	0.11	0.05	42.38	33	27
18	Nanded DCCB	0.02	0.02	100.00	0.00	0.00	0.00	0	0
19	Nasik DCCB	2.08	0.00	0.00	1.66	0.00	0.00	0	0
20	Osmanabad DCCB	0.89	0.58	65.18	0.68	0.31	45.64	0	0
21	Parbhani DCCB	4.40	2.37	53.79	2.60	1.22	47.14	16	17
22	Pune DCCB	11.69	2.84	24.27	6.14	1.61	26.23	89	83
23	Raigad DCCB	252.10	0.00	0.00	16.84	0.00	0.00	0	0
24	Ratnagiri DCCB	2.02	0.01	0.46	1.29	0.00	0.00	91	74
25	Sangli DCCB	1340.94	23.37	1.74	538.22	7.36	1.37	0	0
26	Satara DCCB	118.90	0.00	0.00	68.55	0.00	0.00	0	0
27	Sindudhurg DCCB	413.35	0.00	0.00	135.34	0.00	0.00	0	0
28	Solapur DCCB	1069.46	124.62	11.65	996.06	112.89	11.33	0	0
29	Thane DCCB	703.50	0.00	0.00	5.47	0.00	0.00	100	100
30	Wardha DCCB	3.69	0.90	24.47	1.84	0.52	28.60	75	69
31	Yavatmal DCCB	1964.66	508.45	25.88	656.47	163.87	24.96	82	57
	<b>Total</b>	<b>14587.94</b>	<b>1584.52</b>	<b>10.86</b>	<b>7165.39</b>	<b>851.07</b>	<b>11.88</b>		
	<b>Total Western Region</b>	<b>16522.51</b>	<b>1719.43</b>	<b>10.41</b>	<b>7199.00</b>	<b>851.07</b>	<b>11.82</b>		

STATEMENT -VI - C (contd.)

(Amount ₹ lakh)

Sr. No.	Name of the Bank	NPAs of SHGs against Bank Loan			NPAs of SHGs against Bank Loan under SGSY			% of recovery to demand of Total SHGs (%)	% of recovery to demand of SHGs under SGSY (%)
		Total loans Outstanding against SHGs	Amount of NPAs	NPA as % age to Total loans O/S	Loans outstanding against SHGs under SGSY	Amount of NPAs	NPA as % age to loans O/S against SHGs under SGSY		
<b>SOUTHERN REGION</b>									
<b>Andhra Pradesh</b>									
1	Adilabad DCCB	263.00	3.67	1.40	0.00	0.00	0.00	31	0
2	Chittoor DCCB	423.32	13.34	3.15	0.00	0.00	0.00	91	0
3	East Godavari DCCB	113.13	7.12	6.29	0.00	0.00	0.00	86	0
4	Guntur DCCB	612.67	0.00	0.00	0.00	0.00	0.00	89	0
5	Karimnagar DCCB	72.96	34.32	47.04	0.00	0.00	0.00	98	0
6	Kornool DCCB	6.64	1.00	15.06	0.00	0.00	0.00	85	0
7	Krishna DCCB	92.06	135.56	147.25	0.00	0.00	0.00	83	0
8	Nalgonda DCCB	382.18	13.25	3.47	0.00	0.00	0.00	27	0
9	Nellore DCCB	474.00	2.05	0.43	0.00	0.00	0.00	73	0
10	Nizamabad DCCB	2084.07	154.52	7.41	0.00	0.00	0.00	83	0
11	Prakasam DCCB	438.25	0.00	0.00	0.00	0.00	0.00	93	0
12	Visakhaparnam DCCB	692.66	48.77	7.04	0.00	0.00	0.00	85	0
13	Vizianagaram DCCB	0.51	0.51	100.00	0.00	0.00	0.00	0	0
14	Warangal DCCB	20.70	0.00	0.00	0.00	0.00	0.00	0	0
15	West Godavari DCCB	1668.75	26.67	1.60	0.00	0.00	0.00	82	0
	<b>Total</b>	<b>7344.90</b>	<b>440.78</b>	<b>6.00</b>	<b>0.00</b>	<b>0.00</b>	<b>0.00</b>		
<b>Karnataka</b>									
1	Bagalkot DCCB	315.13	31.75	10.08	274.71	26.62	9.69	88	78
2	Bangalore DCCB	740.62	62.12	8.39	33.00	0.00	0.00	91	100
3	Belgaum DCCB	2191.34	0.00	0.00	0.00	0.00	0.00	100	0
4	Bellary DCCB	467.29	5.06	1.08	0.00	0.00	0.00	98	0
5	Bidar DCCB	3897.43	0.00	0.00	345.15	0.00	0.00	98	98
6	Bijapur DCCB	415.91	0.00	0.00	274.14	0.00	0.00	100	99
7	Chikmagalur DCCB	2079.66	157.90	7.59	121.56	25.98	21.37	92	56
8	Chitradurga DCCB	1073.26	235.22	21.92	67.11	4.01	5.98	83	83
9	Davanagere DCCB	277.29	25.90	9.34	12.20	0.00	0.00	92	85
10	Dharwad DCCB	633.03	0.00	0.00	0.00	0.00	0.00	99	0
11	Gulbarga DCCB	435.92	75.73	17.37	0.00	0.00	0.00	75	0
12	Hassan DCCB	2930.00	323.40	11.04	279.00	0.00	0.00	97	98
13	Kodagu DCCB	1137.99	23.49	2.06	274.89	2.21	0.80	98	94
14	Kolar DCCB	354.81	42.44	11.96	0.00	0.00	0.00	90	0
15	Mandya DCCB	2342.66	40.81	1.74	110.07	0.00	0.00	98	0
16	Mysore DCCB	2145.56	10.60	0.49	395.53	2.95	0.75	99	98
17	Raichur DCCB	672.77	0.26	0.04	0.00	0.00	0.00	98	0
18	Shimoga DCCB	3189.67	4.21	0.13	544.50	0.00	0.00	99	100
19	South Canara DCCB	2013.66	0.00	0.00	150.17	0.00	0.00	100	100
20	Tumkur DCCB	6223.87	62.81	1.01	311.65	2.69	0.86	98	98
21	U. Kanada DCCB	281.85	0.00	0.00	67.46	0.00	0.00	97	98
	<b>Total</b>	<b>33819.72</b>	<b>1101.70</b>	<b>3.26</b>	<b>3261.14</b>	<b>64.46</b>	<b>1.98</b>		
<b>Kerala</b>									
1	Alappuzha DCCB	2671.15	91.91	3.44	118.97	0.00	0.00	95	98
2	Ernakulam DCCB	116.64	0.00	0.00	0.00	0.00	0.00	0	0
3	Idukki DCCB	8116.10	154.02	1.90	0.00	0.00	0.00	99	0

**STATEMENT -VI - C (contd.)**
**(Amount ₹ lakh)**

Sr. No.	Name of the Bank	NPAs of SHGs against Bank Loan			NPAs of SHGs against Bank Loan under SGSY			% of recovery to demand of Total SHGs (%)	% of recovery to demand of SHGs under SGSY (%)
		Total loans Outstanding against SHGs	Amount of NPAs	NPA as % age to Total loans O/S	Loans outstanding against SHGs under SGSY	Amount of NPAs	NPA as % age to loans O/S against SHGs under SGSY		
4	Kannur DCCB	3554.21	145.71	4.10	1993.82	59.26	2.97	96	89
5	Kasaragod DCCB	0.00	0.00	0.00	0.00	0.00	0.00	NA	NA
6	Kollam DCCB	3459.12	459.88	13.29	0.00	0.00	0.00	87	0
7	Kottayam DCCB	1176.20	0.00	0.00	86.76	0.00	0.00	NA	NA
8	Kozhikode DCCB	109.44	0.00	0.00	0.00	0.00	0.00	100	0
9	Malappuram DCCB	169.64	0.00	0.00	0.00	0.00	0.00	NA	NA
10	Palakkad DCCB	355.11	0.00	0.00	18.43	0.00	0.00	0	0
11	Pathanamthitta DCCB	1412.66	148.00	10.48	0.00	0.00	0.00	NA	NA
12	Thiruvananthapuram DCCB	NA	NA	NA	NA	NA	NA	NA	NA
13	Thrissur DCCB	2822.75	0.00	0.00	341.14	0.00	0.00	98	98
14	Wayanad DCCB	1953.05	0.00	0.00	0.00	0.00	0.00	NA	NA
	<b>Total</b>	<b>25916.07</b>	<b>999.52</b>	<b>3.86</b>	<b>2559.12</b>	<b>59.26</b>	<b>2.32</b>		
<b>Puducherry</b>									
1	Puducherry SCB	2811.49	NA	NA	572.74	NA	NA	NA	NA
	<b>Total</b>	<b>2811.49</b>	<b>NA</b>	<b>NA</b>	<b>572.74</b>	<b>NA</b>	<b>NA</b>		
<b>Tamil Nadu</b>									
1	Chennai CCB	657.54	13.57	2.06	NA	NA	NA	100	NA
2	Coimbatore DCCB	2347.15	1.65	0.07	1407.29	1.02	0.07	NA	95
3	Cuddalore DCCB	5130.28	439.00	8.56	2276.46	NA	NA	66	NA
4	Dharmapuri DCCB	3282.79	248.70	7.58	283.94	NA	NA	89	NA
5	Dindigul DCCB	2563.82	260.00	10.14	1482.96	NA	NA	79	NA
6	Erode DCCB	325.39	5.46	1.68	208.97	4.64	2.22	98	98
7	Kancheepuram DCCB	3409.56	NA	NA	1051.50	NA	NA	97	97
8	Kanyakumari DCCB	35.76	0.69	1.92	5.46	0.05	0.89	95	97
9	Kumbakonam DCCB	1038.60	163.38	15.73	0.00	NA	NA	95	NA
10	Madurai DCCB	12.65	2.00	15.79	12.65	2.00	15.79	77	77
11	Nilgiris DCCB	1471.63	NA	NA	91.18	NA	NA	77	NA
12	Pudukottai DCCB	2505.67	8.90	0.36	813.15	4.40	0.54	89	90
13	Ramnathapuram DCCB	1010.02	132.13	13.08	352.00	22.79	6.47	75	84
14	Salem DCCB	4922.43	NA	NA	4184.05	NA	NA	95	95
15	Sivagangai DCCB	660.88	96.69	14.63	30.10	0.80	2.66	85	88
16	Thanjavur DCCB	762.81	275.25	36.08	459.36	121.66	26.48	68	74
17	Thoothukudi DCCB	123.51	2.65	2.15	123.51	2.65	2.15	85	85
18	Tiruchirapalli DCCB	5909.50	419.90	7.11	709.14	187.08	26.38	89	83
19	Tirunelveli DCCB	1023.20	NA	NA	707.72	NA	NA	77	77
20	Tiruvannamalai DCCB	61.66	0.18	0.30	61.66	0.18	0.30	97	97
21	Vellore DCCB	4752.94	24.46	0.51	1612.65	19.65	1.22	90	93
22	Villupuram DCCB	4705.98	481.66	10.24	4705.98	481.66	10.24	83	83
23	Virudhunagar DCCB	704.36	24.18	3.43	73.59	2.43	3.30	88	96
	<b>Total</b>	<b>47418.14</b>	<b>2600.45</b>	<b>5.48</b>	<b>20653.32</b>	<b>851.01</b>	<b>4.12</b>		
	<b>Total - Southern Region</b>	<b>117310.32</b>	<b>5142.45</b>	<b>4.38</b>	<b>27046.32</b>	<b>974.73</b>	<b>3.60</b>		
	<b>Grand Total Co-operative Banks</b>	<b>191613.51</b>	<b>13097.44</b>	<b>6.84</b>	<b>55251.72</b>	<b>4763.77</b>	<b>8.62</b>		

**STATEMENT - VII**
**Bank Loans provided to MFIs and their Non-performing Assets (NPAs)  
and Recovery Performance - 2011-12**

(Amount ₹ lakh)

Sr. No.	Name of the Bank	Loan disbursed by Banks to MFIs		Outstanding Bank Loans against MFIs as on 31 March 2012		Gross NPAs of Bank loans to MFIs			Percentage of recovery to demand of bank loan to MFIs
		No. of MFIs	Amount disbursed	No. of MFIs	Amount	Amount	No. of MFIs	% to total outstanding loans	
<b>A Commercial Banks - Public Sector Banks</b>									
1	Allahabad Bank	1	4000.00	11	9726.77	0.00	0	0.00	100.0
2	Andhra Bank	16	17700.00	16	36818.92	NA	NA	NA	NA
3	Bank of Baroda	0	0.00	0	0.00	0.00	0	0.00	0.0
4	Bank of India	3	940.00	19	24996.38	164.49	1	0.66	NA
5	Bank of Maharashtra	7	9150.00	7	2532.81	0.00	0	0.00	100.0
6	Canara Bank	9	18994.50	91	30832.45	255.08	6	0.83	NA
7	Central Bank of India	NA	NA	NA	NA	NA	NA	NA	NA
8	Corporation Bank	11	25875.00	45	68215.16	163.84	3	0.24	NA
9	Dena Bank	13	43410.00	19	49975.00	377.00	1	0.75	NA
10	IDBI Bank	32	133557.63	48	178859.49	878.81	3	0.49	NA
11	Indian Bank	3	526.00	41	5790.00	118.00	5	2.04	NA
12	Indian Overseas Bank	36	14935.00	123	49235.00	NA	NA	NA	NA
13	Oriental Bank of Commerce	1	56.04	7	791.13	0.37	1	0.05	NA
14	Punjab & Sind Bank	2	11500.00	7	18242.75	0.00	0	0.00	100.0
15	Punjab National Bank	3	1500.00	182	9578.74	0.00	0	0.00	100.0
16	State Bank of Bikaner and Jaipur	0	0.00	0	0.00	0.00	0	0.00	0.0
17	State Bank of Hyderabad	NA	NA	2	2307.18	0.00	0	0.00	100.0
18	State Bank of India	66	51587.00	220	92679.00	3233.00	25	3.49	92.0
19	State Bank of Mysore	0	0.00	1	242.28	0.00	0	0.00	100.0
20	State Bank of Patiala	NA	NA	NA	NA	NA	NA	NA	NA
21	State Bank of Travancore	1	500.00	9	7286.91	916.72	1	12.58	20.0
22	Syndicate Bank	6	9250.00	291	18282.80	0.00	0	0.00	100.0
23	UCO Bank	11	10.74	69	307.86	0.00	0	0.00	NA
24	United Bank of India	1	18500.00	21	22433.96	30.38	1	0.14	80.0
25	Vijaya Bank	3	10400.00	15	25183.23	0.00	0	0.00	100.0
<b>Sub total - Public Sector Banks</b>		<b>225</b>	<b>372391.91</b>	<b>1244</b>	<b>654317.82</b>	<b>6137.69</b>	<b>47</b>	<b>0.94</b>	<b>76.3</b>
<b>B Commercial Banks - Private Sector</b>									
1	Axis Bank	14	17350.00	51	59169.89	3653.24	15	6.17	NA
2	Capital Local Area Bank	1	17.17	1	15.83	NA	NA	NA	100.0
3	City Union Bank	4	1635.14	8	1597.33	4.69	NA	0.29	99.8
4	Dhanalakshmi Bank	56	4086.06	145	6601.83	414.02	12	6.27	80.0
5	HDFC Bank	4	6200.00	57	24455.96	703.25	10	2.88	98.0
6	ICICI Bank	0	0.00	43	52866.15	NA	NA	NA	97.0
7	Indusland Bank	1	250.00	5	5115.00	0.00	0	0.00	100.0
8	ING-Vysya Bank	0	0.00	31	7795.00	NA	NA	NA	NA
9	Jammu & Kashmir Bank	0	0.00	6	22374.15	0.00	0	0.00	100.0
10	Karnataka Bank	16	14536.00	34	33679.59	8421.65	11	25.01	57.2
11	Kotak Mahindra Bank	5	72631.39	5	72631.39	NA	NA	NA	NA
12	South Indian Bank	10	6000.00	36	20250.18	1844.00	8	9.11	80.5

**STATEMENT - VII (contd.)**

(Amount ₹ lakh)

Sr. No.	Name of the Bank	Loan disbursed by Banks to MFIs		Outstanding Bank Loans against MFIs as on 31 March 2012		Gross NPAs of Bank loans to MFIs			Percentage of recovery to demand of bank loan to MFIs
		No. of MFIs	Amount disbursed	No. of MFIs	Amount	Amount	No. of MFIs	% to total outstanding loans	
13	Tamilnad Mercantile Bank	NA	NA	4	35.49	NA	NA	NA	100.0
14	The catholic Syrian Bank Ltd.	0	0.00	9	1233.62	63.19	NA	5.12	75.0
	<b>Sub total - Private Sector Banks</b>	<b>111</b>	<b>122705.76</b>	<b>435</b>	<b>307821.41</b>	<b>15104.04</b>	<b>56</b>	<b>4.91</b>	<b>89.8</b>
<b>C</b>	<b>Commercial Banks - Foreign Banks</b>								
1	Citi Bank	0	0.00	5	18958.90	NA	NA	NA	NA
	<b>Sub total - Foreign Banks</b>	<b>0</b>	<b>0.00</b>	<b>5</b>	<b>18958.90</b>	<b>NA</b>	<b>NA</b>	<b>NA</b>	<b>NA</b>
	<b>Total- All Commercial Banks</b>	<b>336</b>	<b>495097.67</b>	<b>1684</b>	<b>981098.13</b>	<b>21241.73</b>	<b>103</b>	<b>2.17</b>	<b>82.5</b>
<b>D</b>	<b>Regional Rural Banks</b>								
1	Allahabad UP Gramin Bank	0	0.00	1	50.54	0.00	0	0.00	100.0
2	Andhra Pragati Gramin Bank	0	0.00	6	16.74	0.00	0	0.00	0.0
3	Assam Gramin Vikas Bank	1	600.00	14	1040.01	0.00	0	0.00	80.0
4	Bangiya Gramin Bank	95	586.42	NA	NA	NA	NA	NA	NA
5	Hadoti Kshetriya Gramin Bank	NA	NA	11	509.00	NA	NA	NA	NA
6	Kalinga Gramy Bank	1	30.00	2	77.21	0.00	0	0.00	10.0
7	Karnataka Vikas Grameena Bank	0	0.00	3	1038.26	NA	NA	NA	NA
8	Manipur Rural Bank	0	0.00	2	25.14	15.14	1	60.22	40.0
9	North Malbar Gramin Bank	1	11.00	4	42.54	18.48	2	43.44	65.0
10	Pallavan Gramin Bank	1	50.86	1	69.89	0.00	0	0.00	98.0
11	Pandya Gramin Bank	2	19.85	14	103.85	0.00	0	0.00	98.0
12	Rushikiya Gramya Bank	5	12.56	5	32.64	5.10	3	15.63	62.0
13	South Malbar Gramin Bank	7	17.60	41	698.70	53.89	13	7.71	79.0
14	Utkal Gramya Bank	0	0.00	24	46.42	40.65	24	87.57	12.0
	<b>Sub total Regional Rural Banks</b>	<b>113</b>	<b>1328.29</b>	<b>128</b>	<b>3750.94</b>	<b>133.26</b>	<b>43</b>	<b>3.55</b>	<b>58.5</b>
<b>E.</b>	<b>Cooperative Banks</b>								
1	Assam Cooperative Apex Bank	3	148.18	18	464.39	191.58	12	41.25	38.7
2	South Canara DCCB	1	12.61	1	10.31	0.00	0	0.00	100.0
	<b>Sub total Cooperative Banks</b>	<b>4</b>	<b>160.79</b>	<b>19</b>	<b>474.70</b>	<b>191.58</b>	<b>12</b>	<b>40.36</b>	<b>69.3</b>
	<b>Total [ Com. Banks (Public, Pvt. &amp; Foreign) + RRBs + Coops.]</b>	<b>453</b>	<b>496586.75</b>	<b>1831</b>	<b>985323.77</b>	<b>21566.57</b>	<b>158</b>	<b>2.19</b>	<b>74.7</b>
<b>F</b>	<b>Financial Institutions</b>								
1	SIDBI	12	23942.00	129	159711.16	3867.48	21	2.42	99.0
<b>G</b>	<b>Grand Total of Lending to MFIs</b>	<b>465</b>	<b>520528.75</b>	<b>1960</b>	<b>1145034.93</b>	<b>25434.05</b>	<b>179</b>	<b>2.22</b>	<b>75.3</b>
<b>NA : Not available/Not reported</b>									

**STATEMENT - VIII**
**NABARD Support for Training and Capacity**

Sr. No.	State	Bankers		Trainers		NGOs		Government officials		SHG leaders/ members		Exposure visits		Field Visits of BLBCs to SHGs	
		No. of participants		No. of participants		No. of participants		No. of participants		No. of participants		No. of participants		No. of participants	
		During 2011-12	Cumulative 2011-12	During 2011-12	Cumulative 2011-12	During 2011-12	Cumulative 2011-12	During 2011-12	Cumulative 2011-12	During 2011-12	Cumulative 2011-12	During 2011-12	Cumulative 2011-12	During 2011-12	Cumulative 2011-12
<b>NORTHERN REGION</b>															
1	Himachal Pradesh	210	1,814	0	0	238	3,511	0	4,290	2,430	18,034	0	3,911	161	752
2	Rajasthan	0	17,871	20	38	285	4,420	0	23,723	197	9,795	0	100	0	2,226
3	Punjab/Haryana	896	10,527	0	106	277	1,484	85	854	1,941	12,198	0	72	1,027	6,148
4	Jammu & Kashmir	0	1,942	0	0	201	978	0	136	0	5,873	0	0	0	345
5	New Delhi	0	265	0	0	0	261	0	0	30	335	0	0	0	70
	<b>Sub Total</b>	<b>1,106</b>	<b>32,419</b>	<b>20</b>	<b>144</b>	<b>1,001</b>	<b>10,654</b>	<b>85</b>	<b>29,003</b>	<b>4,598</b>	<b>46,235</b>	<b>0</b>	<b>4,083</b>	<b>1,188</b>	<b>9,541</b>
<b>NORTH EASTERN REGION</b>															
6	Assam	0	3,967	0	38	58	3,822	585	4,288	10,021	124,590	0	31	0	798
7	Meghalaya	321	673	0	0	10	28	0	68	321	2,573	29	57	0	0
8	Mizoram	0	451	0	0	0	202	0	0	350	4,790	0	0	0	0
9	Tripura	0	525	0	18	0	340	0	515	339	11,471	0	0	0	0
10	Sikkim	0	135	0	0	30	215	0	137	315	1,630	0	136	0	0
11	Manipur	39	182	0	0	0	30	0	44	65	4,023	0	0	0	0
12	Nagaland	30	141	0	0	21	247	0	14	145	2,629	17	80	0	0
13	Arunachal Pradesh	0	152	0	0	0	153	0	1,715	300	1,136	0	0	0	0
	<b>Sub Total</b>	<b>390</b>	<b>6,226</b>	<b>0</b>	<b>56</b>	<b>119</b>	<b>5,037</b>	<b>585</b>	<b>6,781</b>	<b>11,856</b>	<b>152,842</b>	<b>46</b>	<b>304</b>	<b>0</b>	<b>798</b>
<b>EASTERN REGION</b>															
14	Odisha	437	13,179	0	0	5353	6,355	229	10,814	0	122,122	0	163	0	2,366
15	Bihar	270	9,609	0	0	504	3,120	0	160	3,391	22,180	152	162	490	1,192
16	Jharkhand	0	1,417	60	90	346	1,156	0	177	3,060	10,262	0	72	0	990
17	West Bengal	3,271	91,494	0	0	303	58,271	0	669	1,682	71,650	0	88	0	1,084
18	UT of A & N Islands	35	733	15	15	15	15	0	140	4,694	15,633	0	0	0	0
	<b>Sub Total</b>	<b>4,013</b>	<b>116,432</b>	<b>75</b>	<b>105</b>	<b>6,521</b>	<b>68,917</b>	<b>229</b>	<b>11,960</b>	<b>12,827</b>	<b>886,704</b>	<b>152</b>	<b>485</b>	<b>490</b>	<b>5,632</b>
<b>CENTRAL REGION</b>															
19	Madhya Pradesh	2066	11,995	0	0	0	244	0	2,556	3,717	22,821	0	71	803	6,353
20	Chhatisgarh	146	8,426	0	35	30	1,338	0	2,032	7,778	44,843	0	203	0	1,254
21	Uttar Pradesh	1,474	31,506	0	690	1,087	7,424	100	2,225	13,619	86,224	0	455	566	7,558
22	Uttaranchal	439	2,348	0	172	244	1,065	0	90	466	5,113	0	17	568	1,187
	<b>Sub Total</b>	<b>4,125</b>	<b>54,275</b>	<b>0</b>	<b>897</b>	<b>1,361</b>	<b>10,071</b>	<b>100</b>	<b>6,903</b>	<b>25,580</b>	<b>159,001</b>	<b>0</b>	<b>746</b>	<b>1,937</b>	<b>16,352</b>
<b>WESTERN REGION</b>															
23	Gujarat	1,390	13,232	0	1,058	50	2,038	0	725	0	18,258	0	298	0	4,018
24	Maharashtra	2,930	19,862	0	429	1,350	3,641	0	565	8,470	1,05,343	420	2,270	480	12,160
25	Goa	0	627	0	0	0	180	0	0	242	2,295	0	90	0	128
	<b>Sub Total</b>	<b>4,320</b>	<b>33,721</b>	<b>0</b>	<b>1,487</b>	<b>1,400</b>	<b>5,859</b>	<b>0</b>	<b>1,290</b>	<b>8,712</b>	<b>1,25,896</b>	<b>420</b>	<b>2,658</b>	<b>480</b>	<b>16,306</b>
<b>SOUTHERN REGION</b>															
26	Andhra Pradesh	0	11,387	0	0	0	417	0	4,506	0	12,299	0	438	0	0
27	Karnataka	2,238	17,581	0	1,930	0	1,348	0	1,750	0	1,59,856	0	298	0	5,230
28	Kerala	213	6,947	0	60	0	1,140	0	80	0	66,662	0	410	0	291
29	Tamil Nadu	539	22,186	0	98	908	4,231	76	205	19,762	1,10,847	0	27	305	10,723
	<b>Sub Total</b>	<b>2,990</b>	<b>58,101</b>	<b>0</b>	<b>2,088</b>	<b>908</b>	<b>7,136</b>	<b>76</b>	<b>6,541</b>	<b>19,762</b>	<b>3,49,664</b>	<b>0</b>	<b>1,173</b>	<b>305</b>	<b>16,244</b>
<b>Miscellaneous</b>															
30	RTC Mangalore	377	3,855	0	24	0	20	0	0	0	0	0	0	0	0
31	RTC Bolpur	586	4,965	0	90	169	773	18	364	151	1,547	0	0	0	0
32	HO NABARD	0	0	0	0	0	0	0	317	0	0	0	0	0	0
33	BIRD	0	1,096	0	0	553	1,001	0	420	475	475	0	0	0	0
	<b>Sub Total</b>	<b>963</b>	<b>9,916</b>	<b>0</b>	<b>114</b>	<b>722</b>	<b>1,794</b>	<b>18</b>	<b>1,101</b>	<b>626</b>	<b>2,022</b>	<b>0</b>	<b>0</b>	<b>0</b>	<b>0</b>
	<b>Grand total</b>	<b>17,907</b>	<b>311,090</b>	<b>95</b>	<b>4,891</b>	<b>12,032</b>	<b>109,468</b>	<b>1,093</b>	<b>63,579</b>	<b>83,961</b>	<b>1,722,364</b>	<b>618</b>	<b>9,449</b>	<b>4,400</b>	<b>64,873</b>



## Building under Microfinance Sector -2011-12

(Amount ₹ lakh)

Training for elected members of PRIs		Others Trainings		Micro Enterprises Development Programme (MEDP)		Micro Enterprises Promotion Agency (MEPA)		Bankers' Meets		NGO Meets		SLRCCDI		Other Meets		Grand Total	
No. of participants		No. of participants		No. of participants		No. of participants		No. of participants		No. of participants		No. of participants		No. of participants		No. of participants	
During 2011-12	Cumulative 2011-12	During 2011-12	Cumulative 2011-12	During 2011-12	Cumulative 2011-12	During 2011-12	Cumulative 2011-12	During 2011-12	Cumulative 2011-12	During 2011-12	Cumulative 2011-12	During 2011-12	Cumulative 2011-12	During 2011-12	Cumulative 2011-12	During 2011-12	Cumulative 2011-12
0	0	0	91	438	1,476	0	0	0	732	0	121	0	187	0	166	3,477	35,085
0	50	0	3,280	2,159	7,006	0	0	30	667	138	473	0	14	15	216	2,844	69,879
846	2,922	0	77	1,881	5,780	0	0	26	595	52	434	0	70	0	20	7,031	41,287
0	445	0	1,887	40	70	0	0	0	227	86	700	0	73	49	49	376	12,725
0	0	0	100	60	580	0	0	0	0	0	100	0	0	396	498	486	2,209
<b>846</b>	<b>3,417</b>	<b>0</b>	<b>5,435</b>	<b>4,578</b>	<b>14,912</b>	<b>0</b>	<b>0</b>	<b>56</b>	<b>2,221</b>	<b>276</b>	<b>1,828</b>	<b>0</b>	<b>344</b>	<b>460</b>	<b>949</b>	<b>14,214</b>	<b>161,185</b>
202	1,704	0	3,187	1,710	6,548	0	0	0	380	27	546	0	113	0	493	12,603	150,505
0	36	0	1,308	60	60	0	0	0	177	60	87	0	0	64	232	865	5,299
0	0	0	1,209	202	442	0	0	0	7	19	34	0	0	0	1,400	571	8,535
0	21	0	252	580	1545	0	0	0	0	0	0	0	71	0	0	919	14,758
0	0	0	76	0	0	0	0	0	122	32	81	0	22	73	73	450	2,627
0	0	0	1,485	0	0	0	0	9	9	0	99	0	0	0	1,385	113	7,257
0	57	0	146	0	90	0	0	0	0	0	0	0	0	19	197	232	3,601
0	0	0	404	640	640	0	0	0	22	0	45	0	0	0	1,385	940	5,652
<b>202</b>	<b>1,818</b>	<b>0</b>	<b>8,067</b>	<b>3,192</b>	<b>9,325</b>	<b>0</b>	<b>0</b>	<b>9</b>	<b>717</b>	<b>138</b>	<b>892</b>	<b>0</b>	<b>206</b>	<b>156</b>	<b>5,165</b>	<b>16,693</b>	<b>198,234</b>
0	3,530	0	3,020	4,687	17,217	0	0	0	892	120	15,553	0	82	0	0	10,826	195,293
0	520	0	494	1830	3,740	0	0	102	759	0	203	31	171	126	462	6,896	42,772
0	0	0	1,395	690	1380	0	0	369	393	460	640	0	90	37	704	5,022	18,766
0	262	0	16,110	6,047	31,617	0	534	127	6,743	175	521	0	50	1018	1403	12,623	925,353
0	457	0	90	13	13	0	0	0	20	0	0	0	27	248	1,668	5,020	18,811
<b>0</b>	<b>4,769</b>	<b>0</b>	<b>21,109</b>	<b>13,267</b>	<b>53,967</b>	<b>0</b>	<b>534</b>	<b>598</b>	<b>8,807</b>	<b>755</b>	<b>16,917</b>	<b>31</b>	<b>420</b>	<b>1,429</b>	<b>4,237</b>	<b>40,387</b>	<b>1,200,995</b>
0	314	0	3412	155	369	0	0	180	363	0	152	0	43	0	65	6,921	48,758
0	60	0	28404	300	9160	0	0	0	147	0	148	0	78	0	552	8,254	96,680
0	249	0	31,824	2,878	11,145	0	0	0	1,666	0	1,391	0	20	0	532	19,724	182,909
0	27	0	197	620	1581	0	0	35	173	0	235	0	0	0	90	2,372	12,295
<b>0</b>	<b>650</b>	<b>0</b>	<b>63,837</b>	<b>3,953</b>	<b>22,255</b>	<b>0</b>	<b>0</b>	<b>215</b>	<b>2,349</b>	<b>0</b>	<b>1,926</b>	<b>0</b>	<b>141</b>	<b>0</b>	<b>1,239</b>	<b>37,271</b>	<b>340,642</b>
40	2231	0	3805	3000	5051	0	0	0	575	0	919	0	85	0	0	4,480	52,293
900	3125	0	13889	6960	11819	0	1000	0	1665	0	885	0	130	0	0	21,510	176,783
0	26	0	145	219	337	0	0	0	0	0	0	0	0	0	0	461	3,828
<b>940</b>	<b>5,382</b>	<b>0</b>	<b>17,839</b>	<b>10,179</b>	<b>17,207</b>	<b>0</b>	<b>1,000</b>	<b>0</b>	<b>2,240</b>	<b>0</b>	<b>1,804</b>	<b>0</b>	<b>215</b>	<b>0</b>	<b>0</b>	<b>26,451</b>	<b>232,904</b>
0	0	0	55038	8337	22,041	0	0	0	2813	0	0	0	597	0	152	8,337	109,688
0	365	3,711	18,281	4,273	14677	0	0	53	1,058	57	1,448	0	220	0	149	10,332	224,191
0	34	0	161	2807	8,903	0	0	0	0	0	366	0	45	0	505	3,020	85,604
0	319	0	91578	5706	24683	0	0	0	2348	0	3695	0	0	0	3606	27,296	274,546
<b>0</b>	<b>718</b>	<b>3,711</b>	<b>165,058</b>	<b>21,123</b>	<b>70,304</b>	<b>0</b>	<b>0</b>	<b>53</b>	<b>6,219</b>	<b>57</b>	<b>5,509</b>	<b>0</b>	<b>862</b>	<b>0</b>	<b>4,412</b>	<b>48,985</b>	<b>694,029</b>
0	0	0	0	0	0	0	0	0	0	0	0	0	0	0	0	377	3,899
0	0	19	866	0	0	0	0	0	0	0	0	0	0	0	0	943	8,605
0	0	142	1271	0	0	0	0	0	0	0	0	0	0	0	0	142	1,588
0	0	461	2697	0	0	0	0	0	0	0	0	0	0	0	0	1,489	5,689
<b>0</b>	<b>0</b>	<b>622</b>	<b>4,834</b>	<b>0</b>	<b>0</b>	<b>0</b>	<b>0</b>	<b>0</b>	<b>0</b>	<b>0</b>	<b>0</b>	<b>0</b>	<b>0</b>	<b>0</b>	<b>0</b>	<b>2,951</b>	<b>19,781</b>
<b>1988</b>	<b>16,754</b>	<b>4,333</b>	<b>286,179</b>	<b>56,292</b>	<b>187,970</b>	<b>0</b>	<b>1,534</b>	<b>931</b>	<b>22,553</b>	<b>1,226</b>	<b>28,876</b>	<b>31</b>	<b>2,188</b>	<b>2,045</b>	<b>16,002</b>	<b>186,952</b>	<b>2,847,770</b>

**STATEMENT - IX - A**
**Statewise Grant Support sanctioned to Non Government Organisations (NGOs)  
functioning as SHPIs as on 31 March 2012**

(Amount ₹ lakh)

Sr. No.	Name of State	No. of Beneficiary NGOs	No. of Proposals	Grant sanctioned (₹ lakh)	Grant released (₹ lakh)	No. of SHGs to be promoted/ linked	No. of SHGs Promoted	No. of SHGs Saving linked	No. of SHGs Credit linked
<b>NORTHERN REGION</b>									
1	Haryana	62	75	168.100	39.698	5705	3632	3413	1317
2	Punjab	48	62	179.860	33.926	5650	1944	1777	1031
3	New Delhi	12	16	76.400	35.686	2065	1255	1153	977
4	Himachal Pradesh	73	99	271.218	144.799	11565	9987	9242	7274
5	Jammu & Kashmir	28	34	76.545	19.230	2487	1873	1544	1245
6	Rajasthan	196	235	804.668	182.883	23922	10878	10140	6546
	<b>Sub Total</b>	<b>419</b>	<b>521</b>	<b>1576.791</b>	<b>456.222</b>	<b>51394</b>	<b>29569</b>	<b>27269</b>	<b>18390</b>
<b>NORTH-EASTERN REGION</b>									
7	Tripura	10	10	29.175	9.547	1050	840	840	185
8	Assam	96	116	399.114	221.003	15920	15514	14998	10065
9	Meghalaya	9	10	49.100	10.460	1020	445	366	147
10	Mizoram	14	19	38.900	8.301	871	429	427	277
11	Nagaland	3	5	37.500	0.000	750	0	0	0
12	Manipur	3	3	7.300	1.719	214	222	97	97
13	Arunachal Pradesh	18	19	103.822	22.477	2329	1234	124	10
14	Sikkim	17	17	25.800	2.101	555	180	146	0
	<b>Sub Total</b>	<b>170</b>	<b>199</b>	<b>690.711</b>	<b>275.608</b>	<b>22709</b>	<b>18864</b>	<b>16998</b>	<b>10781</b>
<b>EASTERN REGION</b>									
15	Bihar	279	309	985.507	138.096	27501	11278	9870	5886
16	Jharkhand	135	166	882.120	66.034	35065	6619	5007	3215
17	Odisha	190	231	317.478	167.944	16202	11983	11279	8507
18	West Bengal	137	157	494.494	137.142	24486	13430	12531	9094
19	Andaman & Nicobar	6	7	134.220	12.063	4850	471	459	182
	<b>Sub Total</b>	<b>747</b>	<b>870</b>	<b>2813.819</b>	<b>521.279</b>	<b>108104</b>	<b>43781</b>	<b>39146</b>	<b>26884</b>
<b>CENTRAL REGION</b>									
20	Madhya Pradesh	129	149	1066.440	205.127	33765	14611	13339	7630
21	Chhattisgarh	54	68	175.285	81.551	7575	6020	5537	4386
22	Uttar Pradesh	460	624	5626.474	1562.738	112847	62316	59930	38161
23	Uttarakhand	209	229	483.674	113.221	13503	6946	6584	2287
	<b>Sub Total</b>	<b>852</b>	<b>1070</b>	<b>7351.873</b>	<b>1962.637</b>	<b>167690</b>	<b>89893</b>	<b>85390</b>	<b>52464</b>
<b>WESTERN REGION</b>									
24	Goa	3	3	6.000	3.720	200	135	109	100
25	Gujarat	253	270	526.367	187.656	21616	13944	12166	5410
26	Maharashtra	280	367	2446.258	1077.874	78149	47972	47613	34730
	<b>Sub Total</b>	<b>536</b>	<b>640</b>	<b>2978.625</b>	<b>1269.250</b>	<b>99965</b>	<b>62051</b>	<b>59888</b>	<b>40240</b>
<b>SOUTHERN REGION</b>									
27	Karnataka	145	166	383.821	162.370	17652	13413	13111	9528
28	Andhra Pradesh	2	2	8.960	1.147	600	15	13	11
29	Tamil Nadu	93	105	243.795	158.568	20985	19572	19488	18326
30	Kerala	48	51	122.192	75.228	9810	5849	5849	4572
	<b>Sub Total</b>	<b>288</b>	<b>324</b>	<b>758.768</b>	<b>397.313</b>	<b>49047</b>	<b>38849</b>	<b>38461</b>	<b>32437</b>
	<b>Kalanjiam Fdn.</b>	<b>1</b>	<b>1</b>	<b>30.000</b>	<b>0.000</b>	<b>1000</b>	<b>0</b>	<b>0</b>	<b>0</b>
	<b>GRAND TOTAL</b>	<b>3013</b>	<b>3625</b>	<b>16200.587</b>	<b>4882.309</b>	<b>499909</b>	<b>283007</b>	<b>267152</b>	<b>181196</b>

**STATEMENT -IX -B**
**Statewise Grant Support sanctioned to Regional Rural Banks (RRBs)  
functioning as SHPIs as on 31 March 2012**

(Amount ₹ lakh)

Sr. No.	Name of State	No. of RRBs	No. of Proposals	Grant sanctioned (₹ lakh)	Grant released (₹ lakh)	No. of SHGs to be promoted / linked	No. of SHGs Promoted	No. of SHGs Credit linked
<b>NORTHERN REGION</b>								
1	Haryana	3	3	20.870	9.269	1560	1712	760
2	Punjab	5	5	21.775	5.200	1450	2037	1010
3	New Delhi	0	0	0.000	0.000	0	0	0
4	Himachal Pradesh	2	3	6.300	4.112	800	2064	1103
5	Jammu & Kashmir	0	0	0.000	0.000	0	0	0
6	Rajasthan	10	11	23.780	11.349	3380	3529	2311
	<b>Sub Total</b>	<b>20</b>	<b>22</b>	<b>72.725</b>	<b>29.930</b>	<b>7190</b>	<b>9342</b>	<b>5184</b>
<b>NORTH-EASTERN REGION</b>								
7	Tripura	1	1	1.750	0.980	200	200	200
8	Assam	3	3	10.950	10.950	1200	4172	1453
9	Meghalaya	0	0	0.000	0.000	0	0	0
10	Mizoram	2	2	12.500	5.890	700	437	409
11	Nagaland	1	1	1.245	0.000	150	100	55
12	Manipur	1	1	2.350	0.376	200	577	384
13	Arunachal Pradesh	0	0	0.000	0.000	0	0	0
14	Sikkim	0	0	0.000	0.000	0	0	0
	<b>Sub Total</b>	<b>8</b>	<b>8</b>	<b>28.795</b>	<b>18.196</b>	<b>2450</b>	<b>5486</b>	<b>2501</b>
<b>EASTERN REGION</b>								
15	Bihar	7	7	16.120	0.660	1950	609	300
16	Jharkhand	4	4	5.720	0.957	1100	1166	781
17	Odisha	10	14	54.090	24.930	6450	12348	8206
18	West Bengal	6	8	27.955	18.120	4230	4583	3072
19	Andaman & Nicobar	0	0	0.000	0.000	0	0	0
	<b>Sub Total</b>	<b>27</b>	<b>33</b>	<b>103.885</b>	<b>44.667</b>	<b>13730</b>	<b>18706</b>	<b>12359</b>
<b>CENTRAL REGION</b>								
20	Madhya Pradesh	7	7	81.320	2.088	4650	1640	776
21	Chhattisgarh	5	5	22.750	1.630	1800	1160	769
22	Uttar Pradesh	18	18	75.490	27.100	6920	4932	3595
23	Uttarakhand	2	2	5.333	2.380	660	690	439
	<b>Sub Total</b>	<b>32</b>	<b>32</b>	<b>184.893</b>	<b>33.198</b>	<b>14030</b>	<b>8422</b>	<b>5579</b>
<b>WESTERN REGION</b>								
24	Goa	0	0	0.000	0.000	0	0	0
25	Gujarat	9	9	38.930	7.808	3625	1683	584
26	Maharashtra	11	14	57.520	17.078	5935	4904	3722
	<b>Sub Total</b>	<b>20</b>	<b>23</b>	<b>96.450</b>	<b>24.886</b>	<b>9560</b>	<b>6587</b>	<b>4306</b>
<b>SOUTHERN REGION</b>								
27	Karnataka	8	10	35.245	30.466	3585	4124	3784
28	Andhra Pradesh	5	5	11.350	7.430	1550	2395	2196
29	Tamil Nadu	3	3	8.850	8.329	1050	1008	943
30	Kerala	0	0	0.000	0.000	0	0	0
	<b>Sub Total</b>	<b>16</b>	<b>18</b>	<b>55.445</b>	<b>46.225</b>	<b>6185</b>	<b>7527</b>	<b>6923</b>
	<b>GRAND TOTAL</b>	<b>123</b>	<b>136</b>	<b>542.193</b>	<b>197.102</b>	<b>53145</b>	<b>56070</b>	<b>36852</b>

STATEMENT -IX -C

Statewise Grant Support sanctioned to Cooperative Banks  
functioning as SHPIs as on 31 March 2012

(Amount ₹ lakh)

Sr. No.	Name of State	No. of CCBs	No. of CCB proposals	Grant sanctioned (₹ lakh)	Grant released (₹ lakh)	No. of SHGs to be promoted/ linked	No. of SHGs Promoted	No. of SHGs Credit linked
<b>NORTHERN REGION</b>								
1	Haryana	4	4	45.000	0.000	1800	0	0
2	Punjab	4	4	31.750	0.000	1290	0	0
3	New Delhi	0	0	0.000	0.000	0	0	0
4	Himachal Pradesh	1	1	7.500	6.960	500	519	519
5	Jammu & Kashmir	0	0	0.000	0.000	0	0	0
6	Rajasthan	15	15	126.575	24.081	8635	2229	1406
	<b>Sub Total</b>	<b>24</b>	<b>24</b>	<b>210.825</b>	<b>31.041</b>	<b>12225</b>	<b>2748</b>	<b>1925</b>
<b>NORTH-EASTERN REGION</b>								
7	Tripura	0	0	0.000	0.000	0	0	0
8	Assam	0	0	0.000	0.000	0	0	0
9	Meghalaya	1	1	4.500	1.438	300	249	124
10	Mizoram	0	0	0.000	0.000	0	0	0
11	Nagaland	1	1	25.000	0.000	1000	0	0
12	Manipur	0	0	0.000	0.000	0	0	0
13	Arunachal Pradesh	0	0	0.000	0.000	0	0	0
14	Sikkim	3	3	3.110	0.224	210	37	1
	<b>Sub Total</b>	<b>5</b>	<b>5</b>	<b>32.610</b>	<b>1.662</b>	<b>1510</b>	<b>286</b>	<b>125</b>
<b>EASTERN REGION</b>								
15	Bihar	0	0	0.000	0.000	0	0	0
16	Jharkhand	1	1	10.000	0.000	400	0	0
17	Odisha	5	5	27.418	9.540	2860	2385	1356
18	West Bengal	14	19	144.800	63.475	18300	11801	9169
19	Andaman & Nicobar	0	0	0.000	0.000	0	0	0
	<b>Sub Total</b>	<b>20</b>	<b>25</b>	<b>182.218</b>	<b>73.015</b>	<b>21560</b>	<b>14186</b>	<b>10525</b>
<b>CENTRAL REGION</b>								
20	Madhya Pradesh	4	4	22.000	3.275	2250	1697	393
21	Chhattisgarh	1	1	7.500	4.100	500	500	155
22	Uttar Pradesh	8	8	35.450	13.062	2850	2183	943
23	Uttarakhand	9	9	28.000	2.458	2900	1674	486
	<b>Sub Total</b>	<b>22</b>	<b>22</b>	<b>92.950</b>	<b>22.895</b>	<b>8500</b>	<b>6054</b>	<b>1977</b>
<b>WESTERN REGION</b>								
24	Goa	0	0	0.000	0.000	0	0	0
25	Gujarat	5	5	18.500	7.105	2000	939	410
26	Maharashtra	17	23	154.500	52.714	12400	7397	5481
	<b>Sub Total</b>	<b>22</b>	<b>28</b>	<b>173.000</b>	<b>59.819</b>	<b>14400</b>	<b>8336</b>	<b>5891</b>
<b>SOUTHERN REGION</b>								
27	Karnataka	19	19	154.205	90.671	12200	14605	10001
28	Andhra Pradesh	0	0	0.000	0.000	0	0	0
29	Tamil Nadu	0	0	0.000	0.000	0	0	0
30	Kerala	3	3	12.000	10.087	1300	1300	1300
	<b>Sub Total</b>	<b>22</b>	<b>22</b>	<b>166.205</b>	<b>100.758</b>	<b>13500</b>	<b>15905</b>	<b>11301</b>
	<b>GRAND TOTAL</b>	<b>115</b>	<b>126</b>	<b>857.808</b>	<b>289.190</b>	<b>71695</b>	<b>47515</b>	<b>31744</b>

**STATEMENT -IX -D**
**Statewise Grant Support sanctioned to Individual Rural Volunteers (IRVs)  
functioning as SHPIs as on 31 March 2012**

(Amount ₹ lakh)

Sr. No.	Name of State	No. of Beneficiaries	No. proposals	Grant sanctioned (₹ lakh)	Grant released (₹ lakh)	No. of SHGs to be promoted/ linked	No. of SHGs Promoted	No. of SHGs Credit linked
<b>NORTHERN REGION</b>								
1	Haryana	0	0	0.000	0.000	0	0	0
2	Punjab	0	0	0.000	0.000	0	0	0
3	New Delhi	0	0	0.000	0.000	0	0	0
4	Himachal Pradesh	3	3	61.450	5.151	4150	2314	173
5	Jammu & Kashmir	3	3	6.120	0.000	340	0	0
6	Rajasthan	13	13	95.040	17.335	5280	1170	664
	<b>Sub Total</b>	<b>19</b>	<b>19</b>	<b>162.610</b>	<b>22.486</b>	<b>9770</b>	<b>3484</b>	<b>837</b>
<b>NORTH-EASTERN REGION</b>								
7	Tripura	0	0	0.000	0.000	0	0	0
8	Assam	3	4	135.180	20.400	7510	2391	1451
9	Meghalaya	0	0	0.000	0.000	0	0	0
10	Mizoram	0	0	0.000	0.000	0	0	0
11	Nagaland	0	0	0.000	0.000	0	0	0
12	Manipur	0	0	0.000	0.000	0	0	0
13	Arunachal Pradesh	0	0	0.000	0.000	0	0	0
14	Sikkim	0	0	0.000	0.000	0	0	0
	<b>Sub Total</b>	<b>3</b>	<b>4</b>	<b>135.180</b>	<b>20.400</b>	<b>7510</b>	<b>2391</b>	<b>1451</b>
<b>EASTERN REGION</b>								
15	Bihar	6	8	59.510	5.580	3470	1005	510
16	Jharkhand	2	2	8.650	0.000	550	0	0
17	Odisha	4	4	34.300	8.132	2175	1139	739
18	West Bengal	4	4	16.525	7.531	1175	909	635
19	Andaman & Nicobar	0	0	0.000	0.000	0	0	0
	<b>Sub Total</b>	<b>16</b>	<b>18</b>	<b>118.985</b>	<b>21.243</b>	<b>7370</b>	<b>3053</b>	<b>1884</b>
<b>CENTRAL REGION</b>								
20	Madhya Pradesh	2	2	7.644	0.121	483	35	10
21	Chhattisgarh	2	2	14.590	0.510	1250	271	117
22	Uttar Pradesh	15	15	155.200	5.523	8750	1828	1219
23	Uttarakhand	0	0	0.000	0.000	0	0	0
	<b>Sub Total</b>	<b>19</b>	<b>19</b>	<b>177.434</b>	<b>6.154</b>	<b>10483</b>	<b>2134</b>	<b>1346</b>
<b>WESTERN REGION</b>								
24	Goa	0	0	0.000	0.000	0	0	0
25	Gujarat	0	0	0.000	0.000	0	0	0
26	Maharashtra	14	17	125.870	14.471	7340	1884	1247
	<b>Sub Total</b>	<b>14</b>	<b>17</b>	<b>125.870</b>	<b>14.471</b>	<b>7340</b>	<b>1884</b>	<b>1247</b>
<b>SOUTHERN REGION</b>								
27	Karnataka	0	0	0.000	0.000	0	0	0
28	Andhra Pradesh	0	0	0.000	0.000	0	0	0
29	Tamil Nadu	0	0	0.000	0.000	0	0	0
30	Kerala	0	0	0.000	0.000	0	0	0
	<b>Sub Total</b>	<b>0</b>	<b>0</b>	<b>0.000</b>	<b>0.000</b>	<b>0</b>	<b>0</b>	<b>0</b>
	<b>Dena Bank</b>	<b>1</b>	<b>1</b>	<b>13.500</b>	<b>1.270</b>	<b>750</b>	<b>159</b>	<b>95</b>
	<b>GRAND TOTAL</b>	<b>72</b>	<b>78</b>	<b>733.579</b>	<b>86.024</b>	<b>43223</b>	<b>13105</b>	<b>6860</b>

STATEMENT – IX – E

Statewise Grant Support sanctioned to Farmers Clubs  
functioning as SHPIs as on 31 March 2012

(Amount ₹ lakh)

Sr. No.	Name of State	No. of clubs to be associated	SHGs to be promoted and credit linked	Budget approved (₹ lakh)	Amount of grant released (₹ lakh)	No. of clubs participating	No. of SHGs promoted	No. of SHGs credit linked
1	Assam	57	794	7.94	10.83	226	2535	1680
2	Bihar	53	703	8.00	5.72	158	1761	756
3	Gujarat	20	200	2.22	0.83	16	446	150
4	Haryana	0	0	0.00	0.00	0	0	0
5	Himachal Pradesh	19	315	3.18	1.62	248	248	225
6	Jammu & Kashmir	1	25	0.75	0.00	0	15	13
7	Jharkhand	2	20	0.39	0.00	0	0	0
8	Karnataka	237	1000	10.74	0.39	237	1019	551
9	Kerala	60	600	5.72	1.00	12	646	220
10	Madhya Pradesh	35	350	3.04	0.49	10	150	103
11	Maharashtra	35	350	3.96	0.34	34	243	143
12	New Delhi	1	10	0.11	0.00	0	0	0
13	Odisha	10	100	1.11	0.70	23	223	68
14	Goa	2	20	0.00	0.10	2	22	9
15	Punjab	20	200	1.26	0.11	28	28	14
16	Rajasthan	50	500	5.55	0.47	43	370	162
17	Sikkim	NA	5	0.45	0.23	NA	5	0
18	Tamil Nadu	14	140	1.65	1.61	50	528	243
19	Tripura	5	67	0.98	0.18	16	25	13
20	Uttar Pradesh	102	1020	11.30	10.83	226	2535	1680
21	Uttarakhand	1	10	0.13	0.01	1	7	0
22	West Bengal	87	1260	14.70	38.36	326	6550	3664
	<b>Total</b>	<b>811</b>	<b>7689</b>	<b>83.16</b>	<b>73.81</b>	<b>1656</b>	<b>17356</b>	<b>9694</b>

**STATEMENT – IX - F**
**Statewise Grant Support sanctioned to Joint Liability Group Promoting Institutions  
as on 31 March 2012**

(Amount ₹ lakh)

Sr. No.	Name of State	Grant sanctioned (₹ lakh)	Grant released (₹ lakh)	No. of JLGs to be promoted/ credit linked	No. of JLGs credit linked (cumulative)	Target (No. of JLGs)
<b>NORTHERN REGION</b>						
1	Haryana	9.50	7.39	501	2286	4000
2	Punjab	54.60	0.15	2730	15	3000
3	New Delhi	2.50	0.00	125	12	200
4	Himachal Pradesh	48.50	0.82	2425	236	1075
5	Jammu & Kashmir	0.00	0.00	0	0	200
6	Rajasthan	106.10	8.49	5305	825	4500
	<b>Sub Total</b>	<b>221.20</b>	<b>16.85</b>	<b>11086</b>	<b>3374</b>	<b>12975</b>
<b>NORTH-EASTERN REGION</b>						
7	Tripura	1.00	0.00	50	0	200
8	Assam	88.26	0.00	4413	3250	17500
9	Meghalaya	0.00	0.00	0	0	50
10	Mizoram	2.40	0.00	120	0	275
11	Nagaland	0.00	0.00	459	70	300
12	Manipur	2.00	0.00	100	0	200
13	Arunachal Pradesh	0.00	0.00	0	0	100
14	Sikkim	5.00	0.44	250	89	125
	<b>Sub Total</b>	<b>98.66</b>	<b>0.44</b>	<b>5392</b>	<b>3409</b>	<b>18750</b>
<b>EASTERN REGION</b>						
15	Bihar	219.50	27.95	10975	2015	27500
16	Jharkhand	48.00	1.75	2400	175	6500
17	Odisha	353.00	107.23	17650	16761	115000
18	West Bengal	585.40	17.76	37160	1615	127500
19	Andaman & Nicobar	2.00	0.00	100	14	75
	<b>Sub Total</b>	<b>1207.90</b>	<b>154.69</b>	<b>68285</b>	<b>20580</b>	<b>276575</b>
<b>CENTRAL REGION</b>						
20	Madhya Pradesh	45.00	0.00	2250	484	6500
21	Chhattisgarh	65.90	12.11	3295	484	6500
22	Uttar Pradesh	171.20	18.00	8560	1060	72500
23	Uttarakhand	52.22	1.85	2611	396	2250
	<b>Sub Total</b>	<b>334.32</b>	<b>31.96</b>	<b>16716</b>	<b>2424</b>	<b>87750</b>
<b>WESTERN REGION</b>						
24	Goa	0.40	0.00	20	5	50
25	Gujarat	59.44	5.35	3172	368	8000
26	Maharashtra	213.24	0.00	10662	632	18100
	<b>Sub Total</b>	<b>273.08</b>	<b>5.35</b>	<b>13854</b>	<b>1005</b>	<b>26150</b>
<b>SOUTHERN REGION</b>						
27	Karnataka	674.30	39.42	33645	3802	35000
28	Andhra Pradesh	59.68	44.64	5699	5384	27500
29	Tamil Nadu	226.80	69.64	11340	5367	37000
30	Kerala	572.32	13.94	28616	1038	25000
	<b>Sub Total</b>	<b>1533.10</b>	<b>167.64</b>	<b>79300</b>	<b>15591</b>	<b>124500</b>
	<b>GRAND TOTAL</b>	<b>3668.26</b>	<b>376.93</b>	<b>194633</b>	<b>46383</b>	<b>546700</b>

**STATEMENT – X**
**Data on Financing Joint Liability Groups**

(Amount ₹ lakh)

Sr. No.	Name of State	No. of JLGs promoted as on 31.03.2011	Loans Disbursed as on 31.03.2011	No. of JLGs promoted during 2011-12	Loans disbursed during 2011-12	Cumulative No. of JLGs promoted as on 31.03.2012	Cumulative loans disbursed as on 31.03.2012
<b>NORTHERN REGION</b>							
1	Punjab	23	NA	856	697.70	879	697.70
2	Haryana	1395	3382.00	1303	1552.25	2698	4934.25
3	New Delhi	0	.00	26	32.67	26	32.67
4	Himachal Pradesh	185	136.30	640	1269.89	825	1406.19
5	Jammu & Kashmir	0	0.00	0	0.00	0	0.00
6	Rajasthan	0	0.00	3185	3907.38	3185	3907.38
	<b>Sub Total</b>	<b>1603</b>	<b>3518.30</b>	<b>6010</b>	<b>7459.89</b>	<b>7613</b>	<b>10978.19</b>
<b>NORTH EASTERN REGION</b>							
7	Tripura	11	4.75	0	0.00	11	4.75
8	Assam	7113	2984.40	9140	2625.44	16253	5609.84
9	Meghalaya	31	18.68	33	45.02	64	63.70
10	Mizoram	4	25.80	73	22.44	77	48.24
11	Nagaland	0	0.00	0	0.00	0	0.00
12	Manipur	0	0.00	0	0.00	0	0.00
13	Arunachal Pradesh	4	2.30	nil	nil	4	2.30
14	Sikkim	52	63.85	13	58.40	65	122.25
	<b>Sub Total</b>	<b>7215</b>	<b>3099.78</b>	<b>9259</b>	<b>2751.30</b>	<b>16474</b>	<b>5851.08</b>
<b>EASTERN REGION</b>							
15	Bihar	1614	1027.80	19325	11143.42	20939	12171.22
16	Jharkhand	0	0.00	175	61.32	175	61.32
17	Odisha	32146	12371.53	21116	10789.99	53262	23161.52
18	West Bengal	20860	13248.13	27864	91.08	48724	13339.21
19	Andaman & Nicobar	0	0.00	32	40.40	32	40.40
	<b>Sub Total</b>	<b>54620</b>	<b>26647.46</b>	<b>68512</b>	<b>22126.21</b>	<b>123132</b>	<b>48773.67</b>
<b>CENTRAL REGION</b>							
20	Madhya Pradesh	3683	1357.02	3603	960.55	7286	2317.57
21	Chhattisgarh	475	175.76	1385	1220.59	1860	1396.35
22	Uttar Pradesh	13207	1647.12	7106	8811.26	20313	10458.38
23	Uttaranchal	236	57.19	1541	2365.90	1777	2423.09
	<b>Sub Total</b>	<b>17601</b>	<b>3237.09</b>	<b>13635</b>	<b>13358.30</b>	<b>31236</b>	<b>16595.39</b>
<b>WESTERN REGION</b>							
24	Goa	0	0.00	259	303.15	259	303.15
25	Gujarat	260	3.20	2209	2009.80	2469	2013.00
26	Maharashtra	726	489.92	2679	2970.86	3405	3460.78
	<b>Sub Total</b>	<b>986</b>	<b>493.12</b>	<b>5147</b>	<b>5283.81</b>	<b>6133</b>	<b>5776.93</b>
<b>SOUTHERN REGION</b>							
27	Karnataka	4145	3664.03	31786	25837.52	35931	29501.55
28	Andhra Pradesh	0	0.00	35773	52219.00	35773	52219.00
29	Tamil Nadu*	52734	70261.50	16516	34250.37	69250	104511.87
30	Kerala	2141	3608.17	5024	6752.65	7165	10360.82
	<b>Sub Total</b>	<b>59020</b>	<b>77533.70</b>	<b>89099</b>	<b>119059.54</b>	<b>148119</b>	<b>196593.24</b>
	<b>GRAND TOTAL</b>	<b>141045</b>	<b>114529.45</b>	<b>191662</b>	<b>170039.05</b>	<b>332707</b>	<b>284568.50</b>

\*cumulative no. of JLGs in the state of Tamil Nadu includes repeat finance of 23000 groups by co-operatives



**STATEMENT - XI - A**
**Agencies having outstanding Revolving Fund Assistance (RFA)  
as on 31 March 2012**
**(Amount ₹ lakh)**

Sr. No.	Name of the Agency	Legal Form	Sanctioned	Disbursed	Outstanding
1	ABTM Weaving Co-op Society Ltd	Society	3.600	3.600	3.600
2	Adhikar	Society	100.000	100.000	100.000
3	Arman Financial Services Ltd.	Sec 25 Co.	100.000	100.000	100.000
4	Astha Mahila Block	Society	25.000	25.000	25.000
5	Balaji Seva Sansthan	Society	7.000	7.000	7.000
6	Bandhan Financial Services Pvt Ltd	NBFC	100.000	100.000	90.000
7	Bhartiya Micro Credit	Sec 25 Co.	50.000	50.000	50.000
8	Bihar Development Trust	Trust	33.000	33.000	33.000
9	BOSCO Reach Out, Guwahati	Society	45.000	45.000	36.000
10	Cashpor Micro Credit, Varanasi	Sec 25 Co.	300.000	300.000	240.000
11	Eleutheros Christian Society	Society	14.000	14.000	14.000
12	Ananya Finance for Inclusive Growth Pvt. Ltd. (FWWB)	Society	1740.000	1740.000	642.800
13	Gandhi Smaraka Gram Seva Kendra	Society	50.000	50.000	50.000
14	Gobindakant Sunderban Sarvik Jankalyan Society	Society	5.000	5.000	4.000
15	Gram Utthan	Society	100.000	100.000	100.000
16	Gramin Mahila Swayamsidh Sangh	Society	50.000	50.000	50.000
17	Initiatives Development Foundation, Bengaluru/IDF Financial Services Pvt. Ltd.	Trust	550.000	550.000	500.000
18	Joygopalpur Youth development Center	Society	10.000	10.000	8.000
19	Kalana Chamber of commerce	Society	10.000	10.000	8.000
20	Mahila Chetana Munch	Society	50.000	50.000	50.000
21	Mimoza Enterprises Finance Pvt. Ltd. (MEFPL), Dehradun	NBFC	250.000	250.000	250.000
22	Network Entrepreneurship & Economic Development (NEED)	Society	100.000	100.000	80.000
23	Parama Mahila Samitee	Society	25.000	25.000	20.000
24	Payakaraopeta Womens MAC	Coop Soc	500.000	500.000	400.000
25	Post office		101.000	101.000	37.421
26	Pudhuaaru Financial Services Pvt. Ltd.	NBFC	100.000	100.000	66.666
27	Rashtriya Gramin Vikas Nidhi (RGVN), Guwahati	Society	100.000	100.000	10.000
28	Rashtriya Seva Samithi (RASS), Tirupati	Society	500.000	500.000	500.000
29	Rongmei Baptist Association, Jalukie	Society	10.000	10.000	4.990
30	Roopan Trust	Trust	10.000	10.000	10.000
31	Sanchetana Financial Services Pvt. Ltd.	NBFC	50.000	50.000	50.000
32	Sanghamithra Rural Financial Services (SRFS), Bengaluru	Sec 25 Co.	500.000	500.000	420.000
33	Shakti Mahila Block	Society	25.000	25.000	25.000
34	Shree Ramakrishna Seva Nilayam	Society	50.000	50.000	40.000
35	Shri Kshethra Dharmasthala Rural Development Project (SKDRDP), Dharmasthala	Trust	200.000	200.000	130.000
36	Swayamshree Micro Credit Services (SMCS)	Sec 25 Co.	100.000	100.000	100.000
37	Ushamath Mahila Self Reliant	Society	50.000	50.000	50.000
38	Utkarsh Micro Finance Pvt.Ltd	Sec 25 Co.	25.000	25.000	25.000
39	Vikas Mahila Block	Society	25.000	25.000	25.000
40	Women's Voluntary Organisation	Society	15.000	15.000	13.500
	<b>TOTAL = A</b>		<b>6078.600</b>	<b>6078.600</b>	<b>4368.977</b>

**STATEMENT - XI - B**
**Agencies having outstanding Capital support as on 31 March 2012**

(Amount ₹ lakh)

Sr. No.	Name of the Agency	Legal Form	Sanctioned	Disbursed	Outstanding
1	Adhikar	Society	100.000	100.000	80.000
2	Ajiwika Society	Society	50.000	50.000	50.000
3	An Institution for Promotion of Secure Sustainable Livelihood (ASOMI), Guwahati	Society	100.000	100.000	60.000
4	Balaji Seva Sanstha	Society	3.000	3.000	3.000
5	Bandhan Financial Services Pvt Ltd	NBFC	100.000	100.000	80.000
6	Bharat Integrated Social Welfare Agency (BISWA)	Society	100.000	100.000	100.000
7	Bhartiya MicroCredit	Sec 25 Co.	25.000	25.000	25.000
8	Cashpor Micro Credit, Varanasi	Sec 25 Co.	100.000	100.000	60.000
9	Community Development Centre (CDC), Genguvarpatti	Trust	100.000	100.000	80.000
10	Disha India Micro Credit	Sec 25 Co.	25.000	25.000	25.000
11	Ananya Finance for Inclusive Growth Pvt. Ltd. (FWWB)	Society	100.000	100.000	40.000
12	Gram Utthan	Society	100.000	100.000	80.000
13	Gramin Mahila Swayamsidh Sangh	Society	25.000	25.000	25.000
14	Guidance Society for Labour and Orphan Womens (GLOW) Vellur	Society	40.000	40.000	32.000
15	Humana People to People India	Sec 25 Co.	11.672	11.672	11.672
16	ISHARA Foundation	Sec 25 Co.	100.000	100.000	75.000
17	Jaago Samajik Arthik and Harit Vikas Sangathan	Sec 25 Co.	25.000	25.000	22.500
18	Liberal Association for Movement of People (LAMP)	Society	50.000	50.000	40.000
19	Light Micro Finance	NBFC	10.000	10.000	10.000
20	Mahashakti Foundation	Trust	50.000	50.000	40.000
21	Margdarshk Development Services (MARGDARSHAK)	Sec 25 Co.	25.000	25.000	20.000
22	Mimoza Enterprises Finance Pvt. Ltd. (MEFPL), Dehradun	NBFC	250.000	250.000	250.000
23	Nanayasarabhi Dev Financial Services (NDFS), Trichy	Sec 25 Co.	50.000	50.000	30.000
24	Network Entrepreneurship & Economic Development (NEED)	Society	50.000	50.000	30.000
25	Parama Mahila Samitee	Society	25.000	25.000	20.000
26	Payakaraopeta Women's MACS (PWWACS)	Society	50.000	50.000	40.000
27	People's Forum	Society	50.000	50.000	50.000
28	Pustikar Laghu Vyaparik Avam BSSS Ltd.	Society	100.000	100.000	80.000
29	Rashtriya Gramin Vikas Nidhi (RGVN), Guwahati	Society	100.000	100.000	60.000
30	Rashtriya Seva Samithi (RASS), Tirupati	Society	100.000	100.000	60.000
31	Sahara Utsarga Welfare Society	Society	100.000	100.000	100.000
32	Sanchetna Financial Services Pvt. Ltd	NBFC	25.000	25.000	20.000
33	Sanghamithra Rural Financial Services (SRFS), Bengaluru	Sec 25 Co.	100.000	100.000	40.000
34	Sarala Women Welfare Society	Sec 25 Co.	75.000	75.000	75.000
35	Shri Kshethra Dharmasthala Rural Development Project (SKDRDP), Dharmasthala	Trust	100.000	100.000	40.000
36	Sreema Mahila Samiti	Society	100.000	100.000	60.000
37	Swayamshree Micro Credit Services (SMCS)	Sec 25 Co.	100.000	100.000	60.000
38	Trust Micofin Networks	Trust	50.000	50.000	50.000
39	Utkarsh Micro Finance Pvt. Ltd	Sec 25 Co.	25.000	25.000	25.000
40	Welfare Service Ernakulam	Society	50.000	50.000	40.000
<b>TOTAL = B</b>			<b>2739.672</b>	<b>2739.672</b>	<b>2089.172</b>
<b>Agencies having outstanding refinance as on 31 March 2012</b>					
1	RepcO Foundation	Society (Bank)	3000.000	3000.000	833.336
	<b>TOTAL - Refinance</b>		<b>3000.000</b>	<b>3000.000</b>	<b>833.336</b>
<b>Grand Total of Revolving Fund Assistance + Capital Support + Refinance</b>			<b>11818.272</b>	<b>11818.272</b>	<b>7291.485</b>



सूक्ष्म ऋण नवप्रवर्तन विभाग  
MICRO CREDIT INNOVATIONS DEPARTMENT



**NABARD**

राष्ट्रीय कृषि और ग्रामीण विकास बैंक

**NATIONAL BANK FOR AGRICULTURE AND RURAL DEVELOPMENT**

**Head Office:** C-24, 'G' Block, Bandra-Kurla Complex, Bandra (E), Mumbai 400051, India

Tel.: +91 22 2653 0084 • Fax: +91 22 2652 8141

Visit us at: <http://www.nabard.org> • Email : [mcid@nabard.org](mailto:mcid@nabard.org), [mcidho@gmail.com](mailto:mcidho@gmail.com)