



NABARD



Ministry of Cooperation | सहकारिता मंत्रालय  
Government of India | भारत सरकार

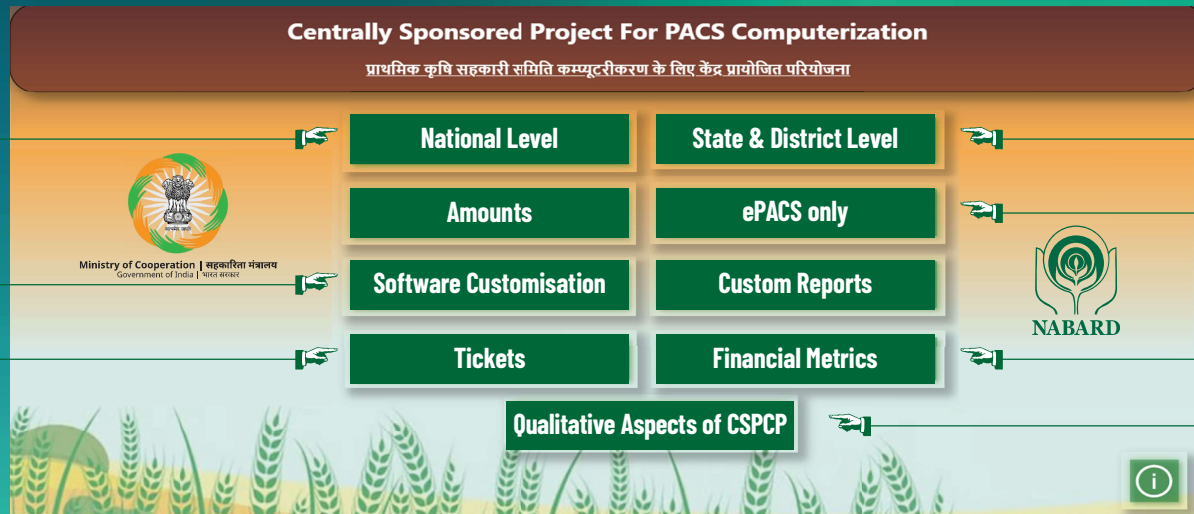


International Year  
of Cooperatives

Cooperatives Build  
a Better World

# Data Analytics for Policy

Comprehensive dashboards designed for key stakeholders for data analytics and policy decisions



## Key features and reports

**National Level** – Centralized view for important milestones with drilled down.

**State & District Level** – District-level drill-down with trend analysis

### Software Customisation –

- Tracking of each software customization
- Tailored reporting options

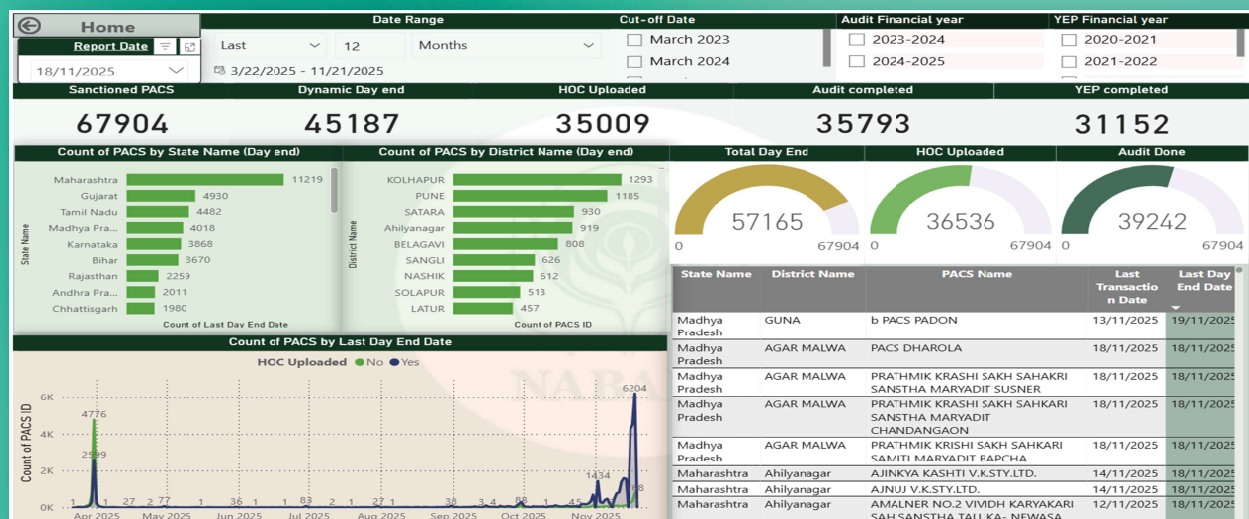
**ePACS Only** – Monitoring of fully digitised PACS working on ePACS software

**Financial Metrics** – Tracking of financial metrics of the PACS

**Tickets** – Detailed analysis of tickets

**Qualitative Aspects of CSPCP** – Non-financial performance insights

Figures reported below are indicative





NABARD



Ministry of Cooperation | सहकारिता मंत्रालय  
Government of India | नवोदय



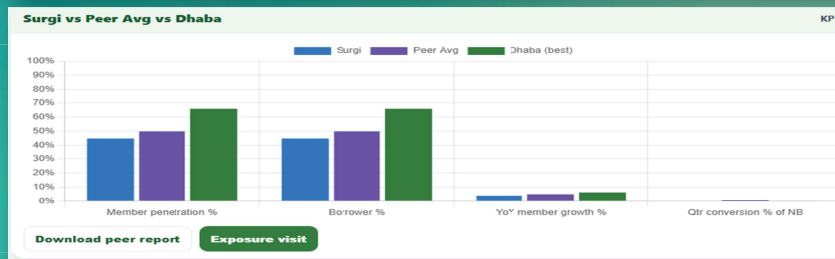
International Year  
of Cooperatives

Cooperatives Build  
a Better World

# PACS Dashboard

- Advanced graphs, toggles, and task assignment features
- Peer comparison at district level
- Built-in AI conversational insight generator (pilot)
- Scenario planning functionality  
(Note: Requires training for effective use; data accuracy depends on ERP stability)

Reports & Workflows					Compliance & MIS	
Last MIS pack: Not generated • Pending to send: 5					Generate	View
Report	Period	Status	Actions			Send to DCCB
Interest Subvention Statement	May - 2025	Ready	Generate	View	Track Review	Download ZIP
Overdue Report	May - 2025	Pending review	Generate	View		
Balance Sheet	FY 2024-25	Ready	Rebuild	View		
Trial Balance	May 2025	Ready	Rebuild	View		
P&L Statement	YTD 2025-26	Ready	Rebuild	View		
History						
Date/Time	Item	Sent to	Status			
13/11/2025, 9:32:55 am	INT	—	Generated			



### AI Insights

What top PACS did

- Dhaba converted 14% of non-borrowers last quarter via **doorstep KCC camps & seed + fert bundle** vouchers.
- Peer avg borrower% is **41.4**; Surgi at **44.0**. Focus: **Somni, Karanja**.
- Women borrowers at **30%** — dairy SHG tie-up raised this by **+5 pp** in Dhaba; replicate.

Hi, what is the total land in durg

- Next best action: weekend camp in **Somni** (youth heavy) — target 60 sign-ups; nudge Mon/Wed.
- Share SHG success story from Dhaba on local WhatsApp.

Ask the assistant (demo)... Send

### Quick Actions

Start conversion drive Women camp Open notifications

All actions are posted to Notifications and appear in Reporting.

### AI Insights

What top PACS did

- Dhaba converted 14% of non-borrowers last quarter via **doorstep KCC camps & seed + fert bundle** vouchers.
- Peer avg borrower% is **41.4**; Surgi at **44.0**. Focus: **Somni, Karanja**.
- Women borrowers at **30%** — dairy SHG tie-up raised this by **+6 pp** in Dhaba; replicate.

Ask the assistant (demo)... Send

### Quick Actions

Start conversion drive Women camp Open notifications

All actions are posted to Notifications and appear in Reporting.

### Scenario Planning

Apply last season's pattern

Today's Kharif disbursement: ₹—

If this season behaves like **Kharif 2022**: expected overdue by harvest ≈ —.

Apply scenario Raise task

## Dashboard for policymakers

- **Centralized Monitoring:** Single platform for tracking activities
- **Real-Time Insights:** Live updates on operations and audits
- **Peer Comparison:** Benchmark performance across districts
- **Operational Efficiency:** Trends in membership, deposits, loans
- **Data-Driven Governance:** Visual analytics for better planning