

Key Data References: Part A



Growth rate of different sectors of economy at 2011-12 constant prices

Sector	FY2019	FY2020	FY2021
GVA	5.9	4.1	-6.2
i. Agriculture	2.6	4.3	3.6
ii. Industry	5.3	-1.2	-7.0
iii. Services	7.2	7.2	-8.4
Overall GDP growth	6.5	4.0	-7.3

Updated on: 31 May 2021

Note: GDP = Gross Domestic Product; GVA = Gross Value Added.

Source: Centre for Monitoring Indian Economy



Gross capital formation in agriculture at 2011-12 constant prices (%)

Particulars	FY2019	FY2020
Share (%) of GCF in agriculture and allied activities in total GCF	7.0	7.4
GCF in agriculture and allied activities as % of GVA (constant prices) of the sector	13.5	13.1

Note: GCF = Gross Capital Formation

Source: GOI (2020), First Revised Estimates of National Income, Consumption Expenditure, Saving and Capital Formation for 2019-20, Ministry of Statistics and Programme Implementation, Government of India.



Landholdings

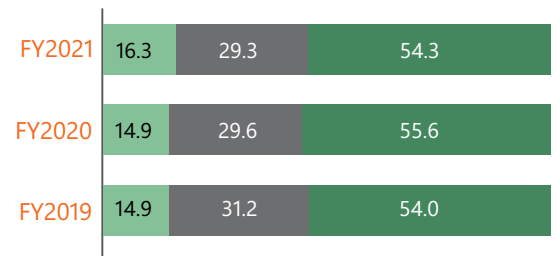
Particulars

Total operational holdings in India (no. in million)	146.5
Average landholding size (ha)	1.1
Gross cropped area (million ha) (FY2016)	197.1
Net sown area (million ha) (FY2016)	139.5

Sources: GOI (2016), Agriculture Census 2015-16 and GOI (2019), Agricultural Statistics at a Glance 2019; Department of Agriculture, Cooperation, and Farmers' Welfare, Ministry of Agriculture and Farmers' Welfare, Government of India.



Sectoral share (%) in GVA at 2011-12 prices



Agriculture, Forestry & Fishing Industry Services

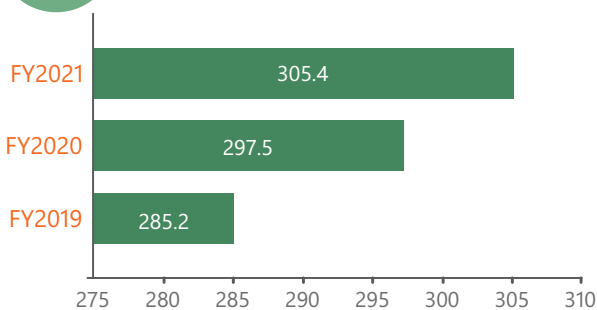
Note: GVA = Gross Value Added.

Source: RBI (various years), Handbook of Statistics on Indian Economy, Reserve Bank of India, Mumbai.

GOI (2021), Second Advance Estimates of National Income, 2020-21, Ministry of Statistics and Programme Implementation, Government of India.



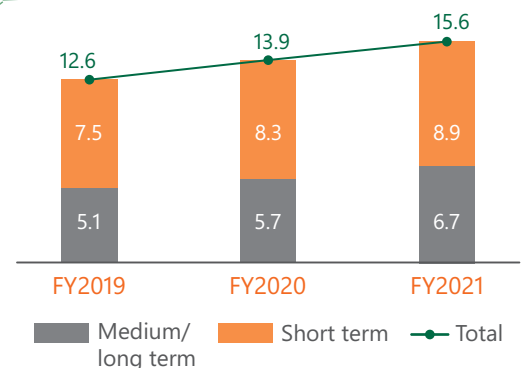
Foodgrain production (million tonne)



Source: Centre for Monitoring Indian Economy

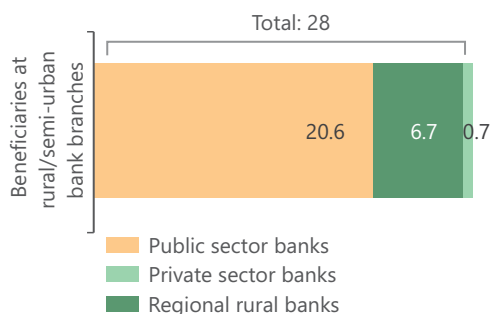


Ground level credit flow to agriculture (lakh crore)



Source: NABARD

Achievements of Pradhan Mantri Jan Dhan Yojana as on 1 April 2021 (beneficiaries in crore)



Source: <https://pmjdy.gov.in/account>

Achievements of Pradhan Mantri Gram Sadak Yojana

Particulars	FY2019	FY2020	FY2021
Road length completed (in km)	48,094.3	27,305.0	36,676.6
Number of bridges completed	639	995	1,292

Source: <http://omms.nic.in/#>

Houses completed under Pradhan Mantri Awas Yojana–Gramin (lakh)

FY2019	FY2020	FY2021
4.7	21.9	35.3

Source: <https://pmayg.nic.in/netiay/home.aspx>

Part B



(A) Financial support by NABARD

(i) Refinance – Short term credit (maximum outstanding) (₹ crore)

Particulars	FY2020	FY2021
ST–SAO, StCB	44,787	44,643
ST–SAO, RRB	9,953	9,730
ST–OSAO, StCB	7,281	8,921
ST–OSAO, RRB	690	2,812
Additional ST–SAO, StCB	31,270	30,781
Additional ST–SAO, RRB	6,403	10,577

(ii) Refinance – Investment credit (disbursements) (₹ crore)

Particulars	FY2020	FY2021
Agriculture and allied activities	17,127	18,124
Non-farm sector	29,634	48,344
Self-help groups	25,256	24,032
Rural housing	6,163	2,286

Note: RRB = Regional Rural Bank; StCB = State Cooperative Bank; ST–SAO = Short-Term Credit for Seasonal Agricultural Operations; ST–OSAO = Short-Term Credit for Purposes Other than Seasonal Agricultural Operations.

(iii) Credit support (₹ crore)

Particulars	FY2020	FY2021	Cumulative disbursement as on 31 March 2021	Loan outstanding as on 31 March 2021
Rural Infrastructure Development Fund	26,266	29,193	3,23,677	1,32,724
Long Term Irrigation Fund	10,470	7,761	52,480	51,713
Pradhan Mantri Awaas Yojana–Gramin	10,811	20,000	48,819	48,819
Warehouse Infrastructure Fund	844	909	7,621	5,155
Food Processing Fund	43	53	409	293
NABARD Infrastructure Development Assistance	3,727	7,506	22,800	17,999
Direct refinance assistance to cooperative banks	9,200	7,373	49,823	4,567
Credit facility to federations	37,207	47,853	1,73,350	20,038
Producer organisations including PACS as MSCs (loan+grant)	3	4	769	37.55
UPNRM (Loan) Phase I & II	0.67	0.95	544.72	118.18
Dairy Processing and Infrastructure Development Fund	670	121	1,231	956
Swachh Bharat Mission – Gramin	3,600	0	12,298	12,298

Note: MSC = Multi-Service Centre; PACS = Primary Agricultural Credit Societies; UPNRM = Umbrella Programme for Natural Resource Management.



(B) Development initiatives

Particulars	FY2019	FY2020	FY2021
Watershed development projects (no.)	69	83	65
Area (ha)	51,559	37,935	65,195
Families benefitted (no.)	20,700	33,200	26,585
Spring-shed development projects (no.)	27	17	17
Area (ha)	6,841	8,683	6,018
Families benefitted (no.)	4,050	850	884
Projects under Tribal Development Fund (no.)	36	46	51
Area (acre)	11,879	17,199	16,362
Families benefitted (no.)	13,359	19,306	19,801